

2008 BASEBALL

**DUKE**











# 2008 Duke Baseball I

## Quick Facts

### Duke University

Location .....	Durham, N.C.
Founded .....	1838 as Trinity College
Enrollment .....	6,197
Nickname .....	Blue Devils
Colors .....	Royal Blue & White
Home Field/Capacity .....	Jack Coombs Field (2,000)
Surface/Dimensions .....	Grass/330-LF, 375-LC, 400-CF, 375-RC, 330-RF
Affiliation .....	NCAA Division I
Conference .....	Atlantic Coast (ACC), Coastal Division
President .....	Richard H. Brodhead (Yale, '68)
Director of Athletics .....	Joe Alleva (Lehigh, '75)
Athletic Website .....	www.GoDuke.com

### Duke Baseball History

First Year of Baseball .....	1889
All-Time Record .....	1742-1494-33
College World Series Appearances/Last Appearance .....	3/1961
NCAA Tournament Appearances .....	5

### Coaching Staff

Head Coach .....	Sean McNally (Duke, '94)
Record at Duke .....	44-65 (3rd Season)
Career Record .....	44-65 (3rd Season)
Assistant Coach .....	Matthew Boggs (Georgia Tech, '02)
Assistant Coach .....	Sean Snedeker (Texas A&M, '90)
Volunteer Assistant Coach .....	Jonathan Anderson (Duke '07)
Baseball Office Phone .....	(919) 668-5735

### Team Information

2007 Record .....	29-25 (Home: 22-11, Away: 5-14)
Conference Record .....	8-22 (5th - Coastal)
Letterwinners Returning/Lost .....	19/4
Starting Position Players Returning/Lost .....	6/3
Pitchers Returning/Lost .....	11/2
Newcomers .....	9

### Media Relations

Assistant AD/Communication .....	Jon Jackson
Sports Information Director .....	Art Chase
Associate Director .....	Lindy Brown
Associate Director .....	Matt Plizga
Staff Assistant/Baseball SID .....	Chris Cook
SID Email .....	cook@duaa.duke.edu
SID Office Phone .....	(919) 684-8708
SID Cell Phone .....	(919) 812-7141
SID Fax .....	(919) 684-2489
Press Box Phone .....	(919) 812-7141
Staff Assistant .....	Maegan Azpiazu
Staff Assistant .....	John Crisafulli
Director of Internet Operations .....	Curtis Snyder
Asst. Director of Internet Operations .....	Lee Aldridge
Secretary .....	Paulette Rogers



Table Of Contents/Quick Facts .....	1
2008 Roster .....	2
Head Coach Sean McNally .....	3
Assistant Coach Sean Snedeker .....	4
Assistant Coach Matthew Boggs .....	5
Assistant Coach Jonathan Anderson .....	5
Position Rundown .....	6-7
Player Biographies .....	8-16
Support Staff .....	16
Season Outlook .....	17
2007 Stats .....	18
2007 Results .....	19
2007 In Review .....	20
The Atlantic Coast Conference .....	21
ACC Opponent Information .....	22
Non-Conference Opponent Information .....	23
Academic Honors .....	24-25
National Honors .....	26
Conference Honors .....	27
Duke Baseball In The Community .....	28-29
Duke Baseball History .....	30-31
"Mr. Baseball" Jack Coombs .....	32
Jack Coombs Field and Facilities .....	33
Duke And The MLB Draft .....	34
Blue Devils In The Pros .....	35
Individual Season Records .....	36-37
Individual Career Records .....	38-39
Annual Statistical Leaders .....	40-41
Year-by-Year Team Statistics .....	42-43
Team Seasons Records .....	44
Coaching History .....	45
Year-by-Year Records .....	45
All-Time Series Records .....	46
All-Time Roster .....	47-49
Duke University .....	50-51
Durham, N.C. ....	52
2007 Schedule .....	Back Cover

#### Credits

The 2008 Duke University Baseball Media Guide is a publication of the Duke University Sports Information Office.

**Edited and Designed By:** Chris Cook

**Cover Design:** Grant Hawkins Design of Dallas, Texas

**Photography:** Jon Gardiner, Duke Photography

**Printing:** McCain Printing of Danville, Va.

**Special Thanks:** To Lee Aldridge for editorial assistance; to David Henshall for editorial assistance; to Alexa Farmer for editorial assistance.

#### GoDuke.com

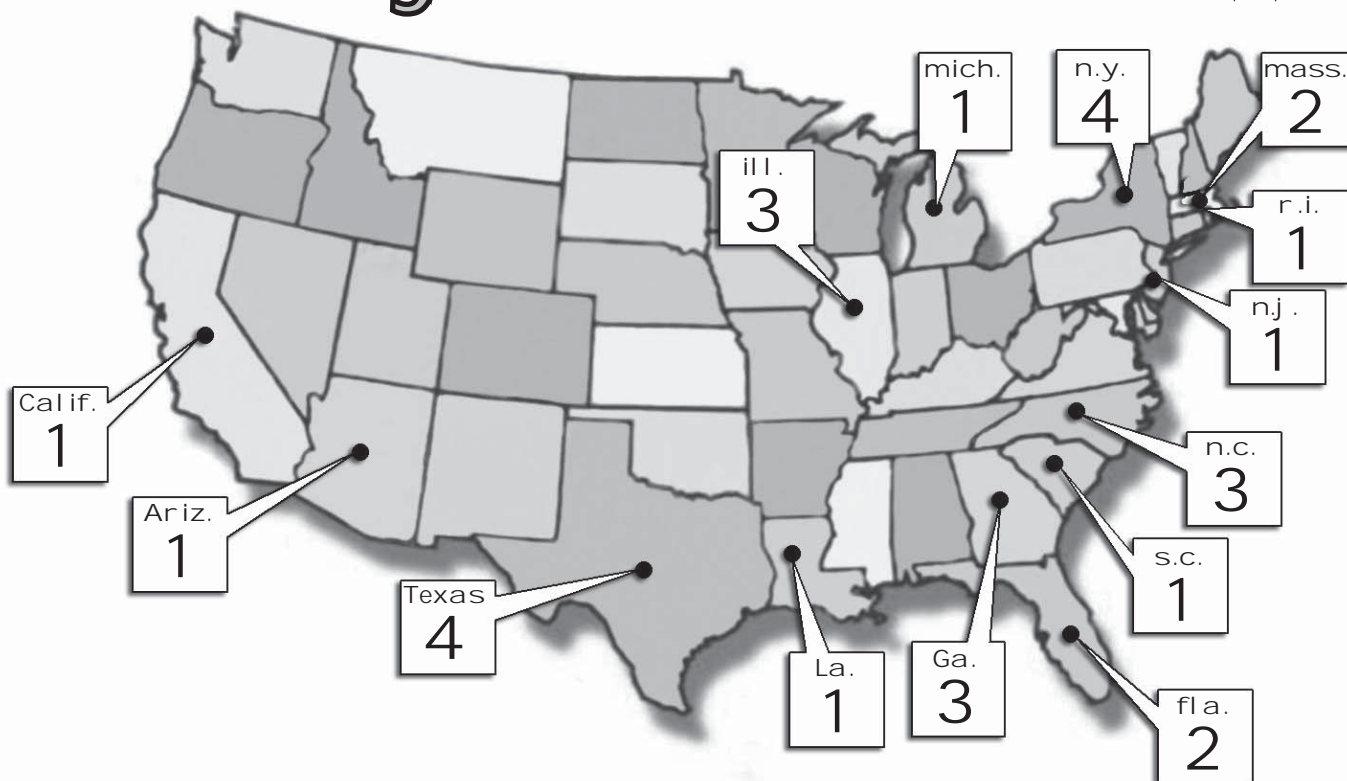
For unparalleled coverage of Duke Baseball and the entire intercollegiate athletics department at Duke University, access the world wide web at [www.GoDuke.com](http://www.GoDuke.com). The official site of Duke athletics features the latest technological advances, plus in-depth coverage of Duke players, coaches and staff.

# 2008 Duke Blue Devils

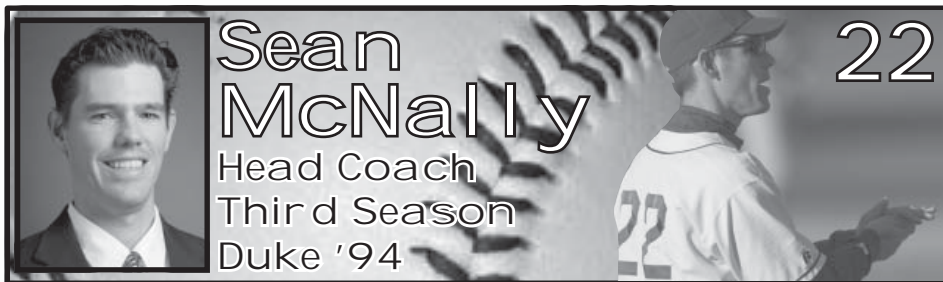
No.	Name	Pos	B/T	Ht.	Wt.	Yr.	Hometown (Previous School)	Alphabetical
2	Ben Condon	INF	R/R	6-1	170	Fr.	Peachtree City, Ga. (Woodward Academy)	15 Sam Allen
3	Ryan Knott	RHP	S/R	6-3	195	Fr.	Huntley, Ill. (Marian Central Catholic)	28 John Bunder
4	Jonathan Foreman	RHP	R/R	5-11	200	So.	Lafayette, La. (Lafayette)	7 Kyle Butler
7	Kyle Butler	RHP	R/R	5-10	160	Jr.	Apex, N.C. (Apex)	25 Ron Causey
8	Andrew Wolcott	RHP	R/R	6-6	240	Jr.	Grayslake, Ill. (Warren Township)	2 Ben Condon
9	Kyle Kreick	C	R/R	5-10	190	Sr.	Dallas, Texas (Berkner)	45 Will Currier
10	Ryan McCurdy	INF	R/R	5-10	170	So.	Tampa, Fla. (Plant)	4 Jonathan Foreman
12	Jake Lemmerman	INF	R/R	6-2	180	Fr.	Newport Beach, Calif. (Corona Del Mar)	42 Nate Freiman
14	Gabriel Saade	INF	R/R	5-11	180	So.	Miami, Fla. (Gulliver Prep)	17 Michael Ghizzoni
15	Sam Allen	RHP	R/R	6-3	190	Fr.	Roswell, Ga. (Roswell)	19 Jeremy Gould
17	Michael Ghizzoni	OF	R/R	5-11	195	So.	Piedmont, S.C. (Wren)	32 Alex Hassan
18	Matt Williams	C	R/R	5-10	205	Jr.	Northville, Mich. (Northville)	3 Ryan Knott
19	Jeremy Gould	LHP/OF	R/L	6-3	200	So.	Bellaire, Texas (Bellaire)	9 Kyle Kreick
20	Tom Luciano	OF	R/R	6-1	180	Fr.	Pound Ridge, N.Y. (Fox Lane)	12 Jake Lemmerman
21	Tim Sherlock	OF	L/L	6-1	185	Jr.	Scottsdale, Ariz. (Chaparral)	20 Tom Luciano
23	Michael Seander	RHP	R/R	6-2	215	So.	Pawtucket, R.I. (Saint Raphael Academy)	49 Christopher Manno
24	Cameron Schulz	RHP	R/R	6-3	195	Fr.	Chapel Hill, N.C. (East Chapel Hill)	10 Ryan McCurdy
25	Ron Causey	RHP	R/R	5-11	200	Sr.	Summerfield, N.C. (Wesleyan Academy)	35 Grant Monroe
26	Dennis O'Grady	RHP/INF	R/R	5-10	175	Fr.	Floral Park, N.Y. (Archbishop Molloy)	36 Michael Ness
27	Ryan Perry	RHP	R/R	6-1	180	Sr.	Houston, Texas (Bellaire)	34 Jonathan Nicolla
28	John Bunder	RHP/UT	R/R	6-3	170	Fr.	Kennesaw, Ga. (Harrison)	26 Dennis O'Grady
32	Alex Hassan	RHP/OF	R/R	6-3	200	So.	Boston, Mass. (Boston College)	27 Ryan Perry
34	Jonathan Nicolla	1B	R/R	6-2	220	Sr.	Rensselaer, N.Y. (Columbia)	14 Gabriel Saade
35	Grant Monroe	RHP/INF	R/R	6-4	200	Fr.	Schaumburg, Ill. (Schaumburg)	24 Cameron Schulz
36	Michael Ness	RHP	R/R	6-4	205	So.	Chatham, N.J. (Seton Hall Prep)	23 Michael Seander
42	Nate Freiman	1B/C	R/R	6-8	240	Jr.	Wellesley, Mass. (Wellesley)	21 Tim Sherlock
45	Will Currier	RHP	R/R	6-4	215	So.	Dripping Springs, Texas (Dripping Springs)	18 Matt Williams
49	Christopher Manno	LHP/OF	L/L	6-1	160	So.	Brooklyn, N.Y. (Xaverian)	8 Andrew Wolcott

22 **Head Coach:** Sean McNally (Third Season, Duke '94)  
 1 **Assistant Coach:** Matthew Boggs (Third Season, Georgia Tech '02)  
 33 **Assistant Coach:** Sean Snedeker (Second Season, Texas A&M '90)  
 11 **Volunteer Assistant Coach:** Jonathan Anderson (First Season, Duke '07)

## State-by-State Breakdown







Head baseball coach Sean McNally enters his third season at the helm of the Duke baseball team after returning to his alma mater prior to the 2006 season.

In his first two seasons, McNally led the Blue Devils to drastic improvements in nearly every facet of the game and looks to build off a successful 2007 campaign that saw the team flirt with a 30-win season. Despite having a combined 15 freshmen and sophomores on the 2007 squad compared to just six juniors and two seniors, the McNally-led Blue Devils notched 29 victories with a lineup that featured three major league draft picks and a Freshman All-America selection.

After jumping out to a 15-1 record following a nine-game win streak to open the season, McNally guided Duke to eight wins in ACC play with upsets over Georgia Tech, then-No. 1-ranked Florida State and College World Series runner-up North Carolina. Duke also claimed a victory over Virginia and took two of three games from Virginia Tech while claiming series sweeps over three opponents.

The key to the team's success was marked improvement in all aspects of the game, a goal that McNally set for his squad prior to the 2007 season.

"Our general goal was to be collectively better in all phases of the game and I feel we accomplished this task in 2007," McNally said. "Our players worked hard throughout the year

to continually improve and I am glad that they got some positive results."

Duke finished the 2007 season with a collective batting average of .302, marking the first time since 1998 that the team batted over .300. The Blue Devils also lowered their team ERA to 4.50 while holding opponents to a .275 batting average, both among the best marks over the past 10 seasons. McNally also coached Duke's first All-ACC selection since 2004 in right-hander Tony Bajoczky, who went 9-3 with a 3.22 ERA during the 2007 season.

McNally has also drawn in a pair of recruiting classes that have already made immense contributions and solidified a firm foundation for the program's future. McNally's 2006 recruits included Freshman All-America closer Michael Seander, starting middle infielders Gabriel Saade and Ryan McCurdy and pitcher/outfielder Alex Hassan, all of whom cemented roles as starters early in the 2007 season.

McNally's impact on the program is evident in the statistics as well as in the quality of his student-athletes. In addition to the on-field accomplishments, the Duke baseball team has enjoyed consistent success in the classroom. Senior Tony Bajoczky and sophomore Nate Freiman were named to the ESPN The Magazine Academic All-District III second team last season while also receiving All-ACC Academic honors along with Saade and sophomore Matt Williams. Additionally, McNally has placed 21 players on the ACC Academic Honor Roll during his two-year tenure.

Additionally, four former Blue Devils, including Brett Bartles, Larry Broadway, Tony Runion and Ryan Jackson, have returned to Duke under McNally's tenure to complete their degree requirements. All four Blue Devils enjoyed successful careers on the Duke baseball team before departing early for the major leagues after being drafted as juniors.

The Blue Devils have also become active members of the Durham community under McNally's watch, taking time to participate in numerous community service initiatives. Projects include the Duke-sponsored Verizon Read, the Urban Ministries Soup Kitchen and a clean-up of Lyon Park among several others.

During his playing career at Duke, McNally was a four-year starter and served as team captain for his final two seasons. As a senior in 1994, he received All-ACC honors and set single-season school records for batting average (.408) and slugging percentage (.775), while finishing the season with 89 hits, 19 doubles, eight triples, 17 home runs and 71 RBI. He ranks among the top five in school history with 17 triples and 181 RBI in his career and among the top 10 in runs scored, batting average, hits and doubles.

## The Sean McNally File

**Born:** December 14, 1972  
**Hometown:** Rye, N.Y.  
**Career Record:** 44-65 (Third Season)  
**Record at Duke:** 44-65 (Third Season)  
**Education:** B.A., History and Political Science  
 Duke University, '94

### Coaching Career

- Named head coach of Duke in 2005
- Led Duke to 29-25 record in 2007 for most wins in nearly a decade
- Coached three Blue Devil MLB draft picks in 2007
- Spent three seasons as a hitting coach in the Cleveland Indians organization, including stints at Akron (AA) and Burlington (A)
- Named manager of the Burlington Indians (A) in 2005

### Professional Career

- 16th Round Draft Choice by Kansas City (1994)
- Nine seasons in professional baseball
- 1999 Texas League (AA) All-Star

### Collegiate Career at Duke (1991-94)

- Academic All-America (1994)
- Academic All-District (1994)
- Four-time ACC Academic Honor Roll honoree
- All-ACC infielder (1994)
- Two-year team captain
- Career .332 batting average
- Holds Duke's single-season batting average (.408) and slugging percentage records (.775)
- Ranks among top-10 in school history in hits, doubles, triples, home runs, RBI, batting average and runs scored

Following four seasons in the Blue and White, McNally was selected in the 16th round of the 1994 Major League Baseball Draft by the Kansas City Royals and played nine seasons of professional baseball. He reached as high as the Triple-A level with Calgary (Florida Marlins) in 2002, and Buffalo (Cleveland Indians) and Tucson (Arizona Diamondbacks) in 2001. In 1999, McNally was named to the Texas League (AA) All-Star Team after posting a .282 batting average along with 36 home runs and 109 RBI. Overall, he played for six professional organizations, including Kansas City (1994-99), Florida (2000), Cleveland (2001), Arizona (2001), Texas (2002) and Montreal (2002).

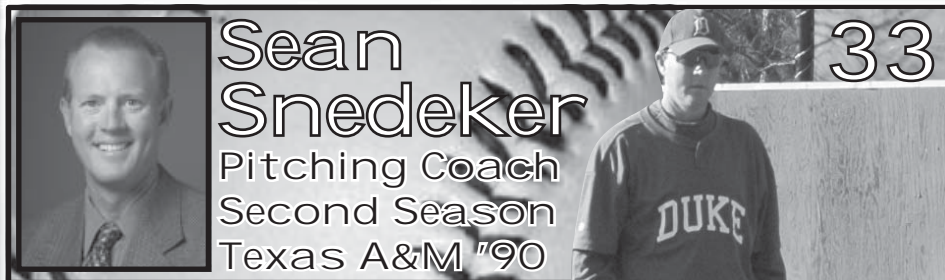
Prior to taking the reigns of the Blue Devil baseball team, McNally spent three years coaching in the professional ranks for Cleveland Indians affiliates Burlington (A) and Akron (AA). He served as the hitting coach for both squads before being promoted to manager of the Burlington Indians in 2005. As the hitting coach for the Akron Aeros in 2004, McNally instructed several professional players on their way to the majors, including Ben Francisco (OF, Cleveland Indians), Ryan Garko (1B, Cleveland Indians), Franklin Gutierrez (OF, Cleveland Indians), Joe Inglett (IF, AAA Buffalo) and Kevin Kouzmanoff (3B, San Diego Padres).

Additionally, McNally served as an academic advisor within the Duke Athletic Department from 2003-04, where he managed the Verizon Read with the Blue Devils community outreach program.

McNally is married to the former Kim Voyticky, an All-ACC performer in track and field at Duke. The couple recently had their first child, a baby girl named Michaela.







Sean Snedeker returns for his second season as an assistant on the Duke coaching staff after joining the team prior to the 2007 season. Snedeker will once again oversee the development of Duke's pitching staff.

In his first season at Duke, Snedeker managed a Blue Devil pitching staff that turned in a combined 4.50 ERA for the team's lowest mark in over a decade. Under Snedeker's guidance, Duke pitchers allowed the second fewest hits and walks in the ACC in 2007, giving up just 517 hits and surrendering only 168 free passes. The 168 walks marked Duke's lowest total since 1994, while the 517 hits were the fewest allowed since 1998. Among his top performers in 2007 were senior All-ACC selection Tony Bajoczky, who was drafted by the Boston Red Sox after posting a career-best 9-3 record, and Freshman All-America Michael Seander, who concluded his freshman campaign with nine saves and a team-low 1.61 ERA.

Snedeker's influence was most noticeable in the case of Bajoczky, who entered his senior season with a career record of 3-11 and a cumulative ERA of 6.70. In just one season with the Tallahassee, Fla., native, Snedeker turned Bajoczky into one of the most dominant pitchers in the ACC and Duke's first All-ACC selection since 2004.

Snedeker was also instrumental in developing what turned out to be one of the most successful crop of freshman pitchers in school history. In addition to Seander, Snedeker mentored freshmen Michael Ness, Will Currier and Jonathan Foreman, who combined for 9 of Duke's 29 victories in 2007. Ness turned in a 4-3 record with 23 appearances on the year, including two starts, and contributed 58.0 innings on the mound. Currier quickly emerged as one of Duke's top bullpen options, logging 41.0 innings over 17 appearances while compiling a 4-0 record and a 3.51 ERA.

Also among Snedeker's top projects were two-way freshmen Alex Hassan and Jeremy Gould. Also listed as outfielders, Snedeker molded the two Blue Devils into viable pitching options in their first season. Hassan quickly solidified a spot as a weekend starter and made 11 starts on the mound to finish with a pair of wins and a 5.80 ERA through over 54 innings of work. Gould became one of Duke's top performers out of the bullpen, logging four consecutive scoreless relief appearances to end the season, all of which were against ACC opponents.

A native of Bryan, Texas, Snedeker brings a wealth of experience to Duke after spending 12 seasons as a pitching coach in

the Chicago White Sox organization and one season with a Los Angeles Dodgers affiliate in the Pioneer League. Snedeker worked primarily with developing talent at the Class-A and Rookie levels, most recently with the White Sox' Class-A affiliate Kannapolis Intimidators. Snedeker has coached over 30 current or former major league pitchers, most notably 2005 American League All-Star Jon Garland.

Additionally, Snedeker's 2002 Kannapolis Intimidators pitching staff led all White Sox farm teams with a 3.63 ERA and 1,000 strikeouts, while his Advanced Rookie pitching corps in Bristol led the Appalachian League in strikeouts and saves and finished second in ERA.

Snedeker also spent six seasons as a player in the Los Angeles Dodgers system after being selected in the 30th round of the 1988 MLB Amateur Draft. He reached as high as the AA level and finished his career with a combined 34-21 record and a 3.24 ERA while starting over 70 games on the mound. His career highlight came at Class-A Vero Beach when he tossed a seven-inning perfect game on August 28, 1991 against St. Lucie.

As a right-handed pitcher at Texas A&M from 1987-88, Snedeker compiled a 17-4 overall record on the mound in two seasons of work. In 1988, Snedeker turned in a 9-2 record and a 3.50 ERA while striking out 87

## The Sean Snedeker File

**Born:** June 18, 1965

**Hometown:** Bryan, Texas

**Education:** B.S. Kinesiology, Texas A&M, 1990  
M.S. Kinesiology, Texas A&M, 2000

### Coaching Career

- Spent 12 seasons as a pitching coach in the Chicago White Sox organization
- Worked primarily at the Rookie and Class-A level clubs developing and acclimating young talent to the professional ranks
- Has coached over 30 current or former major league pitchers, including 2005 American League All-Star Jon Garland

### Previous Coaching Stops

Kannapolis Intimidators (Chicago White Sox — A)	2002-04, 2006
Winston-Salem Warthogs (Chicago White Sox — A)	2005
Bristol Sox (Chicago White Sox — Rookie)	1999-2001
Hickory Crawdads (Chicago White Sox — A)	1996-98
Sarasota White Sox (Chicago White Sox — A)	1995
Great Falls Dodgers (Los Angeles Dodgers — Rookie)	1994

### Professional Career

- Selected in the 30th round of the 1988 MLB Draft
- Compiled a 34-21 record and a 3.24 ERA over six seasons in the minor leagues with the Dodgers
- Pitching a seven-inning perfect game at Class-A Vero Beach on August 28, 1991

### Collegiate Career at Texas A&M (1987-93)

- Compiled a career 17-4 record at Texas A&M, going 8-2 in his first season and 9-2 in his second season
- Finished with a career 3.76 ERA and surrendered just 166 hits through 184 innings
- Earned the C.E. "Pat" Olsen Outstanding Pitcher Award in 1988.

batters and walking 41. He earned the C.E. "Pat" Olsen Outstanding Pitcher Award in the same year.

Snedeker graduated from Texas A&M in 1990 and holds both a Bachelor's and Master's degree in Kinesiology. He and his wife, Mary Jane, have two children, Sydney (14) and Sy (9).







**Matthew Boggs**  
Assistant Coach  
Recruiting Coordinator  
Third Season  
Georgia Tech, '02

1

### The Matthew Boggs File

**Born:** October 15, 1978  
**Hometown:** Dalton, Ga.  
**Education:** B.S. Textile and Fiber Engineering, Georgia Tech, 2002

#### Coaching Career

- Oversaw a Duke outfield that committed just two errors in 2007
- Assisted with coaching Duke's hitters, helping the group bat over .300 in 2007 for the first time in nearly a decade
- Mentored Duke outfielder Jimmy Gallagher, who was taken in the 7th round of the 2007 MLB Draft
- Recently promoted to Recruiting Coordinator after helping draw in two of the most talented freshman classes in school history
- Has coached 15 players who have reached the professional ranks

#### Previous Coaching Stops

Tulane University	Assistant Coach	2004-05
Georgia Southern	Assistant Coach	2003

#### Collegiate Career at Georgia Tech (1998-2002)

- A four-year starter for the Yellow Jackets
- Team captain in 2001 and 2002
- Put together a career .337 batting average, a .463 on base percentage and 41 stolen bases
- Hit .363 with 12 doubles and 43 RBI from the leadoff spot as a senior
- Ranks among top 10 in school history in runs scored and games played and top 15 in total hits
- Four-year member of ACC Academic Honor Roll
- Three-time Verizon District III Academic All-America choice

Matthew Boggs enters his third season as an assistant coach at Duke after joining the team prior to the 2006 season. Boggs will once again oversee the catchers and assist with coaching the hitters. Additionally, Boggs was recently promoted to recruiting coordinator and will look to continue the program's strong recruiting trend.

Under Boggs' direction, Duke had one of the best defensive outfield units in the nation in 2007, as the Blue Devils committed just two errors in the outfield all season. The starting duo of senior Jonathan Anderson and junior Jimmy Gallagher each turned in perfect 1.000 fielding percentages in the outfield, while starting freshman Alex Hassan committed just two faults all season.

With Boggs' assistance, Duke batted .302 on the season, marking the first time since 1998 that the Blue Devils batted over .300 as a team. Five Blue Devils finished with averages over .300, including Gallagher, who finished with a .360 clip on the way to a seventh-round selection by the Chicago White Sox. At 239th overall, Gallagher became the highest-drafted Duke outfielder in program history. During his five-year coaching career, Boggs has already mentored 15 players who have reached the professional ranks.

Prior to his start at Duke, Boggs spent two seasons as an assistant coach at Tulane where he coached outfielders and hitters. He helped lead the Green Wave to the Conference USA regular season and co-tournament titles in 2005 along with a College World Series berth. Under his direction at Tulane, three players earned first team Conference USA honors, including the C-USA Player and Freshman of the Year. Boggs also spent one season as an assistant coach at Georgia Southern in 2003.

A standout infielder during his four-year playing career at Georgia Tech from 1998-2002, Boggs ranks among the school's top 10 in runs scored and games played and 15th in total hits. Boggs turned in batting averages over .300 in each of his four seasons, including a .363 clip as a senior when he knocked 12 doubles, two triples and drove in 43 RBI to help the Yellow Jackets to the College World Series. Boggs served as team captain as a junior and a senior and finished his career with a .337 batting average, a .463 on base percentage and 41 stolen bases. He also holds the Georgia Tech career record for most times hit by a pitch in a career and a single season.

A four-time member of the ACC Academic Honor Roll while at Georgia Tech, Boggs was a standout in the classroom as well. He earned Verizon District III Academic All-America honors in 1999, 2001 and 2002 and a second team Academic All-America selection as a senior.

A 2002 graduate of Georgia Tech, Boggs holds a B.S. degree in Textile and Fiber Engineering. He has a brother, Mitchell, who is a pitcher in the St. Louis Cardinals organization.



**Jonathan Anderson**  
Volunteer Assistant  
First Season  
Duke, '07  
Miami, Fla.

11

### The Jonathan Anderson File

**Born:** October 12, 1984  
**Hometown:** Miami, Fla.  
**Education:** B.A. History, Duke University, 2007

#### Playing Career

- Outfielder/Left-handed pitcher at Duke from 2004-07
- Started 169 games and played in 187 in his four-year career
- Ranks 10th on Duke's career steals list (41)
- Batted .337 with 40 runs and 14 stolen bases in 2007
- Put together a 2.91 ERA, three saves and a 3-4 record in 2007
- Led the ACC in sacrifice bunts (20) in 2007
- Went errorless in 107 chances in the outfield as a senior
- Led Duke in batting average (.313) as a junior and stolen bases (16) as a freshman
- Career batting average of .280 with 174 hits, 119 runs and 41 stolen bases

Former Blue Devil outfielder and left-handed pitcher Jonathan Anderson will stay on as a volunteer assistant coach after graduating in 2007 following a four-year playing career at Duke. Anderson's responsibilities will include coaching the outfielders, running the bunting program and assisting with base running and hitting. He will also coach first base and is in charge of the Duke Baseball Academy and the academic development of the student-athletes.

Anderson played in 187 games for the Blue Devils from 2004-07 while starting 169 contests over his career. As a senior, he put it together on the mound and at the plate, finishing with a .337 batting average and a 2.91 ERA. Anderson scored 40 runs while swiping 14 stolen bases and laying down a league-leading 20 sacrifice bunts. He was one of Duke's most consistent fielders as well, going errorless in 107 opportunities in the outfield. The southpaw also compiled a 3-4 record, three saves and a 2.91 ERA on the mound in 2007, notching eight starts and 19 total appearances.

As a freshman and a junior, Anderson started every game for Duke, while leading the team in batting average (.313) as a junior and steals (16) as a freshman. Anderson put together a career .280 batting average with 174 hits, 119 runs and 41 stolen bases. He finished his career with the 10th-most stolen bases in school history.

"We are excited to have a person of great character in Jonathan Anderson join our staff here at Duke," head coach Sean McNally said. "I have enjoyed coaching Jonathan the past two seasons and look forward to the many positive qualities that he will bring to our program in this new role. He is a student of the game with a tremendous work ethic who had success both on the mound and in the outfield here at Duke. His energy, enthusiasm and passion for both Duke University and Duke Baseball will be a welcome addition."

Born in Cincinnati, Ohio, and a native of Miami, Fla., Anderson graduated from Duke in 2007 with a degree in History.



# Around the Horn

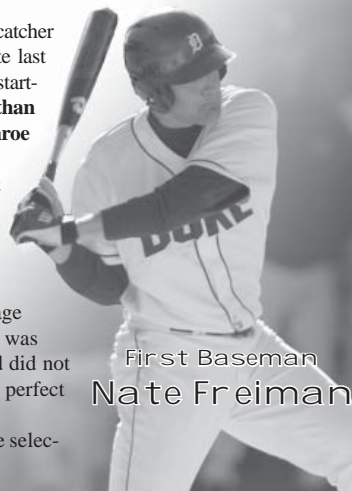
## first Base

**Nate Freiman**, a 6-8, 240 pound junior, started every game last season and will once again anchor the lineup as one of Duke's top run producers. As the starting first baseman, Freiman batted .369 last season while leading the team in batting average and hits and sharing the team lead with seven home runs and 48 RBI. He also put together 24 multiple hit games and 12 contests with two or more RBI while owning the second-longest hitting streak on the team at 14 games. One of the team's most consistent performers at the plate, Freiman is also a tremendous asset in the field. He was second on the team with a .988 fielding percentage after committing just six errors in a team-leading 502 chances. With an all-around solid game and a career .346 batting average, Freiman has the potential to emerge as one of the top hitters in the ACC in 2008.

Freiman also serves as a backup catcher and started nine games behind the plate last season. If Freiman were to step in for starting catcher Matt Williams, senior **Jonathan Nicolla** and freshman **Grant Monroe** would be available for backup duties.

Nicolla started four games at first and 17 as the designated hitter in 2007, batting .321 with 18 RBI. The 6-2, 220 pounder also knocked three home runs and five doubles to finish with a .488 slugging percentage while crossing the plate 14 times. He was more than serviceable in the field and did not commit an error in 39 chances for a perfect 1.000 fielding percentage.

Monroe was a three-time all-state selection out of Schaumburg High School.



First Baseman  
Nate Freiman

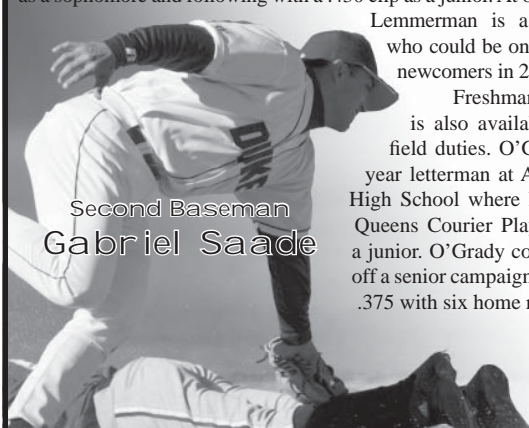
## Middle Infield

Sophomore **Gabriel Saade**, a 5-11, 180 pound infielder, will shift to second base after starting 48 games at shortstop as a freshman. Saade was part of 25 doubles plays last season and should work well in the middle with freshman **Jake Lemmerman** taking over at shortstop. A native of Miami, Fla., Saade has the offensive potential to be one of the top run scorers in the lineup. He mashed five home runs as a freshman while driving in 36 runs and scoring 34 times. He also swiped 11 bases in 13 attempts while drawing 19 walks at the plate.

Lemmerman, a freshman and a four-year letterman at Corona Del Mar High School, will most likely get the opening day start at shortstop after putting together an impressive fall campaign for the Blue Devils. A four-time all-league selection in high school, Lemmerman was named the Newport Mesa Player of the Year as a senior after batting .472 with 10 home runs and 36 RBI. He showed consistency at the plate throughout his high school career, turning in a .392 average as a sophomore and following with a .430 clip as a junior. At 6-2 and 180 pounds,

Lemmerman is a multi-tool player who could be one of the ACC's top newcomers in 2008.

Freshman **Dennis O'Grady** is also available for middle infield duties. O'Grady was a three-year letterman at Archbishop Molloy High School where he was named the Queens Courier Player of the Year as a junior. O'Grady comes to Duke fresh off a senior campaign in which he batted .375 with six home runs and 55 RBI.

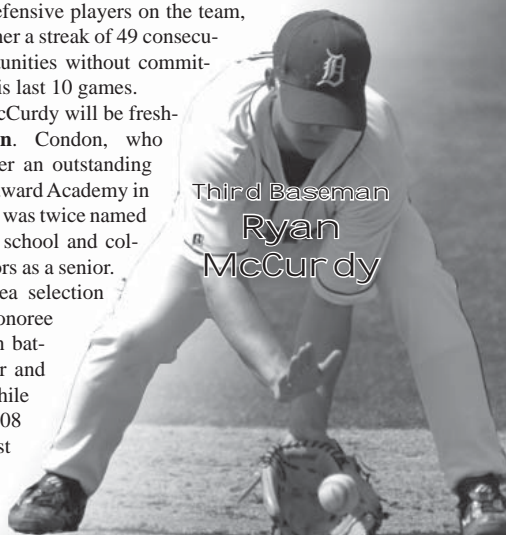


Second Baseman  
Gabriel Saade

## Third Base

Sophomore **Ryan McCurdy**, who started 39 games in the infield as a freshman, will take over duties at the hot corner. At 5-10, 170 pounds, McCurdy committed just eight errors in 188 chances as a freshman while spending the majority of his playing time at second base. One of the most reliable defensive players on the team, McCurdy was also putting together a nice offensive season before a shoulder injury sidelined him for the remainder of the year. In 39 games in 2007, all starts, McCurdy batted .260 with 38 hits, 21 RBI and 24 runs scored while stringing together a nine-game hitting streak that ended after a 5-for-5 outing on March 3. McCurdy struck out just 11 times in 146 at bats while drawing eight walks. One of the most reliable defensive players on the team, McCurdy put together a streak of 49 consecutive fielding opportunities without committing an error over his last 10 games.

Backing up McCurdy will be freshman **Ben Condon**. Condon, who comes to Duke after an outstanding prep career at Woodward Academy in Peachtree City, Ga., was twice named team MVP in high school and collected all-state honors as a senior. A three-time all-area selection and an all-state honoree as a senior, Condon batted .456 as a senior and .420 as a junior while also turning in a .508 clip with the East Cobb Yankees during the summer.



Third Baseman  
Ryan McCurdy

## Catcher

**Matt Williams**, a 5-10, 200 pound junior, returns as one of the top all-around players on the team and will once again serve as the Blue Devil backstop. A two-year starter, Williams possesses tremendous defensive skills behind the plate and has already started over 100 games in his career. He also made strides in the batter's box last season, displaying improved plate discipline while finishing with the fourth-highest batting average on the team at .308. A native of Northville, Mich., Williams knocked in 29 RBI and scored 30 runs while connecting on 53 hits and drawing 21 walks. He also gunned down 15 runners from behind the plate.

Senior **Kyle Kreick** could also see action behind the plate and will serve as the backup to Williams. Kreick, who was converted to the position after playing in the infield as a freshman and sophomore, has improved his defensive abilities since his junior campaign. Expected to contribute offensively as well, Kreick could earn his playing time with solid offensive production. Kreick batted .284 as a junior while playing in 12 games. He started two contests as a designated hitter.

Junior first baseman **Nate Freiman** also spent time at catcher last season, starting nine games at the position. He will also be available to spell Williams.



Catcher  
Matt Williams





# Around the Horn

## Outfield

Returning starter **Alex Hassan** will anchor Duke's outfield, while a number of returning players and newcomers have a shot at claiming the other two starting positions.

Hassan, a 6-3, 190 pound sophomore, spent time in left and right field in 2007, starting a combined 41 games in the outfield. He could see action at all three spots in 2008 and has the tools to play all three. Hassan should once again be one of Duke's top offensive contributors after mashing 17 extra base hits as a freshman, including three triples and a pair of home runs to drive in 37 runs. Hassan crossed the plate 39 times as a freshman while stealing seven bases in nine attempts.

**Jeremy Gould**, a 6-3, 195 pound sophomore, is also in the hunt for a starting spot and will look to improve on a freshman season in which he batted .284 with nine RBI and 12 runs scored. Gould started 18 games as a freshman, including four in left field. Over 67 at bats, Gould knocked 19 total hits, including five doubles, and swiped three bases. He drove in nine RBI and scored 12 times while putting together a .383 on base percentage.

Both Gould and Hassan could also spend time on the mound, which will open the door for a number of other Blue Devils. Junior **Tim Sherlock** will be in the mix after seeing action in 31 total contests last season, including 13 starts in left field. Sherlock batted .267 with six RBI and 11 runs scored last season and hit .404 on balls he put in play. A former 32nd-round draft choice out of high school, the 6-0, 185 pound Sherlock could lock down a starting spot with consistent production at the plate.

Sophomore **Michael Ghizzoni** will also provide a steady defensive option throughout the season, while classmate **Christopher Manno** and freshmen **Tom Luciano** and **John Bunder** could also see playing time. Ghizzoni played in 15 games as a freshman while starting four, including three in left field. He knocked five hits last season, three of which went for extra bases.

Manno made one start in left field, while spending the majority of his playing time on the mound. Manno batted .222 over nine at bats, collecting a pair of hits while crossing the plate four times.

Luciano comes to Duke as a four-year letterman out of Fox Lane High School and was ranked among the top-35 prospects and top-10 outfielders in the Northeast. Luciano batted .498 as a junior with 36 stolen bases and 54 runs scored and was an all-league sprinter on the track team.

Bunder comes to Duke after a three-year playing career at Harrison High School where he twice earned all-county honors. Bunder batted .410 as a senior with seven home runs, seven doubles and 29 RBI and also led the team in wins on the mound.



OF/RHP  
**Alexander Hassan**

OF/LHP  
**Jeremy Gould**

## Pitching

With 11 of 13 pitchers returning from 2007, the Duke pitching staff will once again provide a solid foundation for the team's success in 2008.

Sophomore **Michael Seander** returns after collecting three Freshman All-America awards in 2007 when he emerged as one of the top closers in the ACC. Seander picked up nine saves in a team-leading 28 appearances as a freshman, while putting together a team-low 1.61 ERA through 50 innings of work. At 6-2, 215 pounds, Seander could see work as a starter, but has already proven his worth as a top-end reliever.

Sophomore **Michael Ness** is also coming off an impressive freshman campaign in which he posted a 4-3 record through 23 appearances that spanned 58 total innings. A 6-4, 205 pound righty, Ness possesses great command of his pitches, as evidenced by his 41 strikeouts and 15 walks in 2007.

Junior **Andrew Wolcott** will once again be counted on to shoulder a heavy workload this season after topping 60 innings in each of his first two seasons. Wolcott turned in a 4-3 record and a 6.10 ERA through 10 starts and seven relief outings last season.

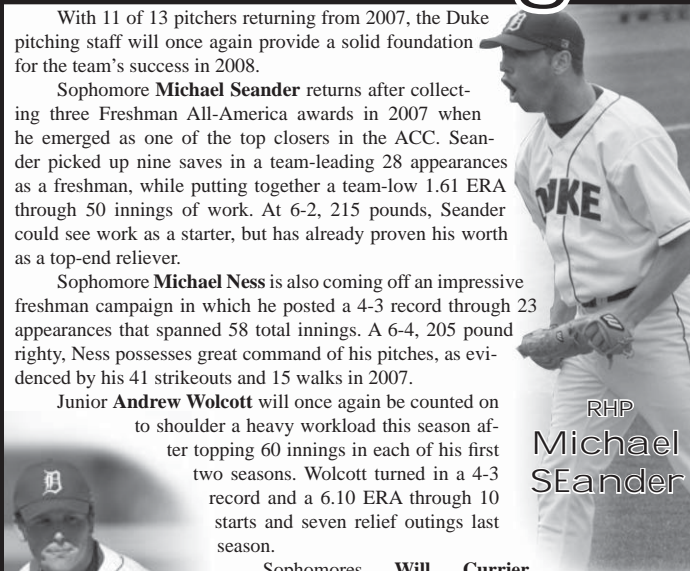
Sophomores **Will Currier** and **Jonathan Foreman** will both focus solely on pitching duties this season after splitting time in the field as freshmen. Last season, the two combined for 24 relief appearances and three starts. Currier, a 6-4, 205 pound right-hander, turned in a 4-0 record and a 3.51 ERA and was very effective in clutch situations, allowing just three of his 19 inherited runners to score. Foreman, a 5-11, 195 pound righty, made eight relief appearances and two starts last season to finish with a 1-1 record.

Sophomores **Jeremy Gould** and **Alex Hassan** could also see work on the mound when not starting in the outfield. Hassan made 11 starts last season and finished with a 2-6 record, while Gould went 0-1 through eight appearances as a freshman.


Also slated to be one of the top relievers this season is junior **Kyle Butler**, a former walk-on and team manager who earned a spot on the roster as a sophomore. Butler logged nine appearances last season, including seven without an earned run, to finish with a 2.92 ERA and a 1-0 record.

Seniors **Ron Causey** and **Ryan Perry** could also see a fair workload. Causey is a former catcher who was converted to a pitcher, while Perry will look to build off of a tremendous fall campaign. Sophomore **Christopher Manno** will serve as one of two southpaws on the pitching staff will look to build on his 9.64 strikeouts per nine innings average.

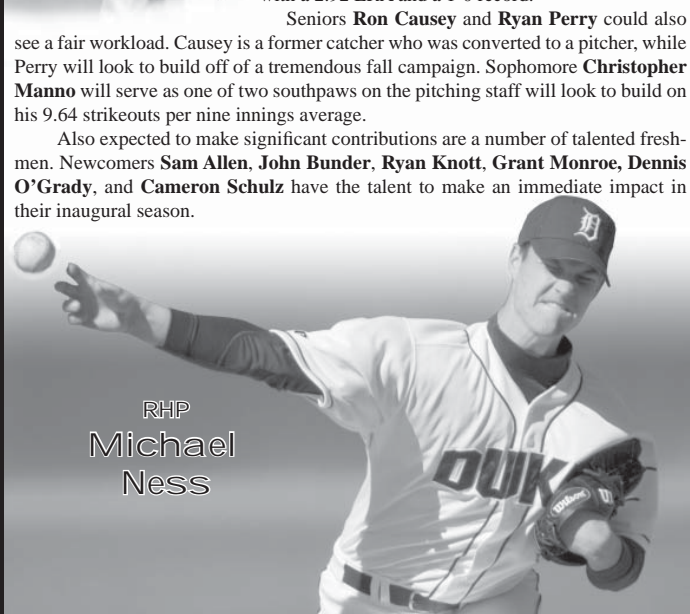
Also expected to make significant contributions are a number of talented freshmen. Newcomers **Sam Allen**, **John Bunder**, **Ryan Knott**, **Grant Monroe**, **Dennis O'Grady**, and **Cameron Schulz** have the talent to make an immediate impact in their inaugural season.



RHP  
**Michael Seander**



RHP  
**Andrew Wolcott**



RHP  
**Michael Ness**



# Blue Devil Biographies



**Ron Causey**

SENIOR • RHP

5-11 • 200 • R/R

Summerfield, N.C.

Wesleyan Academy

25

**General:** A former catcher who made the conversion to the mound in 2007 ... will be relied on out of the bullpen and to provide leadership in 2008.

**2007:** Made eight appearances as a relief pitcher ... posted a 1-0 record and a 5.79 ERA ... pitched 9.1 innings, allowing 12 hits and six earned runs ... walked just two of his 43 batters faced ... averaged the fewest walks allowed on the team with 1.93 per nine innings ... did not allow a run to score in five of his eight appearances ... surrendered one hit or less in five of his appearances ... had three consecutive scoreless outings (4/3 through 24) ... put together back-to-back one-hit appearances against Holy Cross (3/3) and Fairleigh Dickinson (3/14), contributing three innings of one-hit baseball against

Fairleigh Dickinson. **2006:** Started nine of 19 games played as a sophomore ... made five starts at designated hitter and four starts behind the plate ... batted .171 on the year with a double, two RBI and two runs scored ... had a pair of two-hit games on the season against Seton Hall (2/12) and East Carolina (2/21) ... made one relief appearance on the mound, working 1.0 scoreless inning against High Point (4/5).

**2005:** Started 23 of 27 games played as a freshman ... all 23 starts came behind the plate ... hit .268 with two home runs, six doubles, two triples and 13 RBI ... finished second on the team in triples and tied for second in home runs ... had three multiple-hit games and three multiple-RBI games on the season ... recorded two three-hit games against Maryland-Eastern Shore (2/13) and Navy (3/15), going 3-for-4 in both games ... had three two-RBI games against Maryland-Eastern Shore (2/11 & 2/13) and against Elon (2/23) ... compiled a six-game hitting streak from March 13 through April 1 ... freshman campaign was cut short due to mid-season knee surgery. **High School:** Three-year letterwinner at Wesleyan Academy ... spent his freshman season at Northwest Guilford ... three-time all-conference selection ... all-state selection as a senior ... started all 30 games as a senior, hitting .428 with seven home runs, 40 RBI and 10 steals to lead Wesleyan Academy to the 3A State Championship ... his N.C. Stars summer league team won three consecutive state titles ... was the ninth-ranked senior in the state in 2004. **Personal:** Born Ronald William Causey on November 23, 1985, in Greensboro, N.C. ... son of Ron and Mary Causey ... has a sister, Shelley ... majoring in Sociology.

## Overall Pitching Statistics

Year	ERA	W-L	App	GS	CG	SHO	SV	IP	H	R	ER	BB	SO	B/Avg
2006	0.00	0-0	1	0	0	0	0	1	1	0	0	2	0	.250
2007	5.79	1-0	8	0	0	0	0	9.1	12	7	6	2	5	.308
Career	5.23	1-0	9	0	0	0	0	10.1	13	7	6	4	5	.302

## ACC Pitching Statistics

Year	ERA	W-L	App	GS	CG	SHO	SV	IP	H	R	ER	BB	SO	B/Avg
2007	20.25	0-0	2	0	0	0	0	1.1	3	3	3	1	1	.429
Career	20.25	0-0	2	0	0	0	0	1.1	3	3	3	1	1	.429

## Overall Batting Statistics

Year	Avg	GP-GS	AB	R	H	2B	3B	HR	RBI	SLG%	BB	HBP	SO	OB%	SB-A
2005	.268	27-23	71	9	19	6	2	2	13	.493	5	1	10	.325	0-3
2006	.171	19-9	41	2	7	1	0	0	2	.195	1	0	13	.190	0-0
Career	.232	46-32	112	11	26	7	2	2	15	.384	6	1	23	.277	0-3

## ACC Batting Statistics

Year	Avg	GP-GS	AB	R	H	2B	3B	HR	RBI	SLG%	BB	HBP	SO	OB%	SB-A
2005	.160	10-9	25	1	4	1	0	0	2	.200	0	0	4	.160	0-0
2006	.091	8-2	11	0	1	0	0	0	0	.091	0	0	7	.091	0-0
Career	.139	18-11	36	1	5	1	0	0	2	.167	0	0	11	.139	0-0



**Kyle Kreick**

Senior • C

5-10 • 190 • R/R

Dallas, Texas

Berkner HS

9

**General:** A former infielder who made the switch to catcher as a junior ... has made great improvements behind the plate ... expected to be a big offensive contributor after a strong fall. **2007:** Named to the ACC Academic Honor Roll for the second consecutive year ... started two games as a designated hitter while appearing in 12 total contests ... batted .286 with four hits and a run ... drew two walks to finish with a .375 on base percentage ... recorded five putouts behind the plate ... hit .500 (3-for-6) in games he started ... tied a career-high with a 3-for-4 outing in his first start of the season against Campbell (3/27) ... added a pinch-hit single against Davidson (4/3). **2006:** Named to the ACC Academic Honor Roll ... started 16 of 24 games played as a sophomore

... made 12 starts at third base, three starts at second base and one start at first base ... batted .148 with nine hits, a pair of doubles, four RBI and four runs scored ... had a three-hit outing against Boston College (4/1), driving a pair of doubles and a single ... went 1-for-4 with an RBI and a run against Virginia Tech (4/22). **2005:** Started 16 of 25 games played as a freshman ... all 16 starts came at third base ... hit .233 with one home run, four doubles and 12 RBI ... recorded three multiple-hit games and three multiple-RBI games on the season ... had a career-high three hits against N.C. State (5/14), going 3-for-5 with a double, three RBI and two runs scored ... registered a pair of two-hit games against Georgia Tech (3/6) and Virginia Tech (5/1) ... hit his first collegiate home run and had a career-high four RBI against Virginia Tech (4/30) ... had hits in four straight outings (4/27 through 5/14), going 7-for-10 during the stretch with eight RBI and four runs scored. **High School:** Three-year letterwinner at Berkner High School ... three-time first team all-district selection ... hit .375 with six home runs as a senior ... batted .390 with five home runs during his junior campaign ... hit .410 with eight home runs as a sophomore ... his Dallas Tigers club team won two national titles and finished second at the World Wood Bat Championships in Jupiter, Fla. **Personal:** Born Kyle Joseph Kreick on October 27, 1985, in Richardson, Texas ... son of Philip and Sheryl Kreick ... has a sister, Lisa ... majoring in economics.

## Overall Batting Statistics

Year	Avg	GP-GS	AB	R	H	2B	3B	HR	RBI	SLG%	BB	HBP	SO	OB%	SB-A
2005	.233	25-16	60	6	14	4	0	1	12	.350	6	1	14	.309	0-0
2006	.148	24-16	61	4	9	2	0	0	4	.180	5	0	18	.209	0-0
2007	.286	12-2	14	1	4	0	0	0	0	.286	2	0	7	.375	0-0
Career	.200	61-34	135	11	27	6	0	1	16	.267	13	1	39	.272	0-0

## ACC Batting Statistics

Year	Avg	GP-GS	AB	R	H	2B	3B	HR	RBI	SLG%	BB	HBP	SO	OB%	SB-A
2005	.281	13-7	32	3	9	1	0	1	8	.406	3	0	7	.333	0-0
2006	.200	14-11	35	3	7	2	0	0	4	.257	4	0	11	.275	0-0
2007	.000	3-0	3	0	0	0	0	0	0	.000	0	0	2	.000	0-0
Career	.229	30-18	70	6	16	3	0	1	12	.314	7	0	20	.291	0-0





# Blue Devil Biographies

**General:** A three-year contributor at first base and as a designated hitter ... lots of power potential ... should be one of the top run producers in the lineup. **2007:** Appeared in 29 games while starting 21, including 17 as the designated hitter and four at first base ... finished with the fourth highest batting average at .321 and the fourth highest slugging percentage at .488 ... drove in 18 RBI while scoring 14 times ... knocked 27 hits, including five doubles and three home runs ... saw time in the field sparingly, but did not commit a single error in 39 chances ... batted .429 as a pinch hitter, going 3-for-7 with a home run ... knocked in multiple RBI in six games ... had two or more hits in nine games, including a 3-for-4 outing with a pair of doubles against St. Bonaventure (2/17) ... named to the New York Collegiate All-Star Team during summer ball ... started every game for the Saratoga Phillies while leading the team in doubles ... drove in 19 RBI, scored 17 times and turned in 37 hits. **2006:** Started 51 of 53 games played as a sophomore ... made 38 starts at first base, eight starts at third base, two starts in right field and three starts at designated hitter ... ranked third on the team in doubles (10) and RBI (31) and finished tied for third in home runs (five) ... fourth in slugging percentage (.392), fifth in hits (53), at-bats (199) and total plate appearances (214) and tied for fifth in runs scored (26) ... hit .266 on the season with five stolen bases ... had 14 multiple-hit games on the year ... had a career-high four hits against Seton Hall (2/10), going 4-for-5 with a double, two RBI and a run scored ... posted a pair of three-hit games in back-to-back days against Virginia Tech (4/22-23) ... added 11 two-hit games on the year ... recorded seven multiple-RBI games on the season ... had a home run and a career-high four RBI against Winthrop (3/10) ... added five two-RBI games on the year ... his 10-game hitting streak (3/29-4/14) tied for the team's second-longest hitting streak ... reeled off a seven-game hitting streak (4/16-30) after his 10-game hitting streak ended against Wake Forest (4/15) ... hit home runs in back-to-back games against Boston College (4/2) and High Point (4/5). **2005:** Started six of 19 games played as a freshman ... made two starts at first base, two starts in left field and two starts at designated hitter ... hit .162 with one home run and four RBI ... hit his first collegiate home run against Army (2/26). **High School:** Four-year letterwinner at Columbia High School ... three-time all-state, all-district and all-area selection ... hit .468 with four home runs and 50 RBI as a senior, leading Columbia to the state championship title ... batted .524 with five home runs during his junior season ... batted .519 with five home runs as a sophomore ... also lettered in football and basketball. **Personal:** Born Jonathan Michael Nicolla on February 14, 1986, in Albany, N.Y. ... son of Thomas and Roxanne Nicolla ... father lettered in track and field at Manhattan College ... has three sisters, Jenny, Becky and Stephanie ... majoring in sociology with a certificate in Markets and Management ... minoring in Religion.

Jonathan  
Nicolla

Senior • 1B  
6-2 • 220 • R/R  
Rensselaer, N.Y.  
Columbia HS



34


Overall Batting Statistics															
Year	Avg	GP-GS	AB	R	H	2B	3B	HR	RBI	SLG%	BB	HBP	SO	OB%	SB-A
2005	.162	19-6	37	3	6	0	0	1	4	.243	1	1	12	.195	0-0
2006	.266	53-51	199	26	53	10	0	5	31	.392	9	3	51	.307	5-7
2007	.321	29-21	84	14	27	5	0	3	18	.488	4	0	20	.348	0-0
Career	.269	101-78	320	43	86	15	0	9	53	.400	14	4	83	.304	5-7

ACC Batting Statistics															
Year	Avg	GP-GS	AB	R	H	2B	3B	HR	RBI	SLG%	BB	HBP	SO	OB%	SB-A
2005	.059	11-1	17	0	1	0	0	0	1	.059	0	0	7	.059	0-0
2006	.273	28-27	110	13	30	6	0	2	11	.382	2	1	30	.289	2-3
2007	.270	15-9	37	3	10	0	0	1	4	.351	3	0	12	.325	0-0
Career	.250	54-37	164	16	41	6	0	3	16	.341	5	1	49	.275	2-3

**General:** A veteran member of the pitching staff ... will look to build off of a tremendous fall ... could be one of the top contributors out of the bullpen this season. **2007:** Named to the ACC Academic Honor Roll ... logged 4.2 innings of work over seven appearances out of the bullpen ... contributed a pair of scoreless outings on the year ... gave up just one extra base hit ... did not allow a hit in any of his three bases-loaded situations ... held No. 1 Florida State hitless through a full inning of relief (3/30) ... contributed an inning in a 12-0 shutout against Campbell (4/24), allowing just one hit ... helped out with an inning in relief in a 15-4 win over Fairleigh Dickinson (3/13). **2006:** Made 21 relief appearances on the year ... went 1-0 with a 12.07 ERA ... picked up his first career save ... ranked second on the Duke pitching staff in appearances and first in games in relief ... racked up 25 strikeouts through 28.1 innings pitched ... had six scoreless outings on the year ... struck out 12 batters over seven innings, spanning three appearances (3/26 through 3/31) ... gave up just two earned runs through six appearances, spanning 10.2 innings (3/29 through 4/12) had a no-hit inning of relief with two strikeouts in his season debut against Elon (2/15) ... struck out a career-high five batters against Florida State (3/26) ... picked up his first career victory in a 16-inning marathon against Boston College (3/31), working 1.1 scoreless innings for the win ... followed with 2.2 innings of work in the finale against Boston College, allowing just one run in a 14-7 win over the Eagles (4/2) ... held Virginia hitless over a full inning of relief (4/9) ... followed with another scoreless outing in his next appearance against Davidson (4/12) ... held Virginia Tech hitless for an inning in a 15-1 win (4/22) ... followed by recording his first career save against Virginia Tech (4/23), holding the Hokies to one run on two hits in 1.0 inning of relief ... worked a career-high 3.2 innings against UNC Asheville (5/16). **2005:** Made 10 relief appearances on the season, fifth-highest on the team ... registered a 9.22 ERA in 13.2 innings pitched ... struck out five hitters while walking 10 ... worked 2.2 scoreless innings against Marshall (3/22) ... pitched 2.0 scoreless innings against North Carolina (4/22) ... worked a season-high 3.0 scoreless innings against Virginia (5/20) ... contributed an inning of relief allowing one run in a 9-8 win over Davidson (4/20) ... **High School:** Four-year letterwinner at Bellaire High School ... all-district honoree as a senior ... listed in Who's Who Among High School Students. **Personal:** Born Ryan Alexander Perry on October 3, 1985, in Houston, Texas ... son of Doug and Susan Perry ... has a sister, Molly ... father played professional baseball and is now a high school baseball coach ... majoring in political science with a certificate in Markets and Management ... minoring in Sociology.

Ryan  
Perry

Senior • RHP  
6-1 • 180 • R/R  
Houston, Texas  
Bellaire HS



27

Overall Pitching Statistics														
Year	ERA	W-L	App	GS	CG	SHO	SV	IP	H	R	ER	BB	SO	B/Avg
2005	9.22	0-0	10	0	0	0	0	13.2	24	16	14	10	5	.387
2006	12.07	1-0	21	0	0	0	1	28.1	49	43	38	15	25	.374
2007	15.43	0-1	7	0	0	0	0	4.2	8	11	8	5	2	.381
Career	11.57	1-1	38	0	0	0	1	46.2	81	70	60	30	32	.379

ACC Pitching Statistics														
Year	ERA	W-L	App	GS	CG	SHO	SV	IP	H	R	ER	BB	SO	B/Avg
2005	6.14	0-0	4	0	0	0	0	7.1	9	6	5	5	3	.290
2006	10.80	1-0	12	0	0	0	1	16.2	29	21	20	10	16	.392
2007	6.75	0-0	3	0	0	0	0	2.2	5	2	2	0	1	.455
Career	9.11	1-0	19	0	0	0	1	26.2	43	29	27	15	20	.371



# Blue Devil Biographies



**Kyle Butler**  
Junior • RHP  
5-10 • 160 • R/R  
Apex, N.C.  
Apex HS

7

Overall Pitching Statistics																
Year	ERA	W-L	App	GS	CG	SHO	SV	IP	H	R	ER	BB	SO	B/Avg		
2007	2.92	1-0	9	0	0	0	0	12.1	14	9	4	3	1	.292		
Career	2.92	1-0	9	0	0	0	0	12.1	14	9	4	3	1	.292		

ACC Pitching Statistics																
Year	ERA	W-L	App	GS	CG	SHO	SV	IP	H	R	ER	BB	SO	B/Avg		
2007	3.68	0-0	5	0	0	0	0	7.1	11	8	3	2	0	.355		
Career	3.68	0-0	5	0	0	0	0	7.1	11	8	3	2	0	.355		

Overall Batting Statistics																
Year	Avg	GP-GS	AB	R	H	2B	3B	HR	RBI	SLG%	BB	HBP	SO	OB%	SB-A	
2006	.000	2-0	2	0	0	0	0	0	0	.000	0	0	1	.000	0-0	
2007	.224	23-18	58	4	13	2	0	0	5	.259	6	1	12	.303	1-3	
Career	.217	25-18	60	4	13	2	0	0	5	.255	6	1	13	.294	1-3	

ACC Batting Statistics																
Year	Avg	GP-GS	AB	R	H	2B	3B	HR	RBI	SLG%	BB	HBP	SO	OB%	SB-A	
2006	.000	2-0	2	0	0	0	0	0	0	.000	0	0	1	.000	0-0	
2007	.178	17-15	45	4	8	1	0	0	5	.200	5	1	8	.269	0-2	
Career	.170	19-15	47	4	8	1	0	0	5	.191	5	1	9	.259	0-2	

**General:** A former walk-on who served as the bullpen catcher and team manager before earning a spot on the pitching staff ... a great competitor ... will be counted on to eat innings in 2008. **2007:** Named to the ACC Academic Honor Roll ... made nine appearances as a relief pitcher ... filled in at second base due to an injury to Duke's starter ... logged 17 starts at second base and one at third base ... collected 13 hits, including two doubles ... knocked in five runs and scored four times ... put together a 2.92 ERA, the third lowest on the team ... allowed just 14 hits and four earned runs through 12.1 innings of work ... walked only three of his 53 batters faced ... turned in a 1-0 record ... did not give up an earned run until his seventh appearance of the season ... had seven scoreless outings ... held opposing hitters to a .261 average with runners on base ... gave up just three hits in his first five appearances ... made five appearances against ACC opponents, putting together a 3.68 ERA ... had a streak of five straight innings without allowing an earned to open the season, spanning six straight appearances ... contributed 1.2 hitless innings of relief in a 6-5 win over Holy Cross (3/4) ... went three full innings against Florida State without allowing an earned run (3/30) ... held Virginia Tech without a run through an inning (5/13) ... went 2-for-3 with a double against Temple (3/6) ... knocked in a pair of RBI in a 9-3 win over No. 2 North Carolina (4/14) ... had a hit in three straight starts, including one in both games played against North Carolina ... put together a four-game hitting streak (5/11 through 5/17) ... added a 2-for-2 outing off the bench against North Carolina A&T (5/15). **2006:** Served as the bullpen catcher and team manager before being added to the roster prior to the Virginia Tech series (4/21-23). **High School:** Four-year letterwinner at Apex High School ... all-conference selection during his sophomore and senior campaigns ... honorable mention all-conference honoree as a freshman. **Personal:** Born Kyle David Butler on October 27, 1986, in Oscoda, Mich. ... son of Charles and Diane Butler ... has a brother, Andrew ... grandfather, Dave Dubow, ran track and cross country at N.C. State ... cousin, Donald McIntosh, played soccer at Duke ... majoring in mechanical engineering with a certificate in Markets and Management.



**Nate Freiman**  
Junior • 1B/C  
6-8 • 240 • R/R  
Wellesley, Mass.  
Wellesley HS

42

Overall Batting Statistics																
Year	Avg	GP-GS	AB	R	H	2B	3B	HR	RBI	SLG%	BB	HBP	SO	OB%	SB-A	
2006	.304	28-28	115	16	35	5	1	5	24	.496	6	3	32	.355	3-6	
2007	.369	54-54	217	36	80	19	0	7	48	.553	17	11	26	.435	3-3	
Career	.346	82-82	332	52	115	24	1	12	72	.533	23	14	58	.409	6-9	

ACC Batting Statistics																
Year	Avg	GP-GS	AB	R	H	2B	3B	HR	RBI	SLG%	BB	HBP	SO	OB%	SB-A	
2006	.286	21-21	91	12	26	2	0	5	16	.473	4	2	29	.330	2-4	
2007	.342	30-30	114	15	39	9	0	2	14	.474	8	7	13	.415	0-0	
Career	.317	51-51	205	27	65	11	0	7	30	.473	12	9	42	.379	2-4	

**General:** A two-year starter who will anchor the lineup ... the leading hitter from last season's squad ... started every game in 2007 ... consistent at the plate and in the field. **2007:** Named to the All-ACC Academic Team for the second consecutive year ... selected to the ACC Academic Honor Roll for the second consecutive year ... started all 54 games, including 45 at first base and nine at catcher ... led the team with 80 hits, a .369 batting average, 120 total bases, 217 at bats and 459 put outs ... shared the team lead with seven home runs and 48 RBI ... had 26 extra base hits, including 19 doubles ... nine of his extra base hits were with runners in scoring position ... slugged .553 and posted a .435 on base percentage ... led the Blue Devils with 24 multiple hit games, including nine outings with three or more hits ... put together a 14-game hitting streak from April 17 to May 17 ... opened the season with a 12-game tear ... led team in HBP ... committed only six errors in 502 chances for a .988 fielding percentage ... did not commit a single error in non-conference play ... had the team's best batting average, slugging percentage and on base percentage in ACC play ... hit .329 with runners in scoring position ... led the team with 26 two-out hits ... knocked in 15 runs with two outs ... played for the Orleans Cardinals of the Cape Cod League ... ranked among the top five in the Cape Cod League in RBI and among the top-10 in hits ... earned the Manny Robello "10th Player" Award for his service on and off the field. **2006:** Named to the All-ACC Academic Baseball Team ... member of the ACC Academic Honor Roll ... started all 28 games played in as a freshman ... made 18 starts at designated hitter, eight starts at first base, one start in right field and one start on the mound ... ranked second on the team in slugging percentage with a .496 mark, third in batting average at .304 and tied for third with five home runs ... put together a .355 on base percentage while driving in 24 RBI ... also had a triple, 16 runs scored and three stolen bases on the season ... had 10 multiple-hit games on the year, including a pair of four-hit games ... missed 27 straight games (2/12 through 3/29) due to an arm injury suffered in his only start on the mound (2/12). **High School:** Four-year letterwinner and two-year captain at Wellesley High School ... three-time all-conference selection ... also lettered in indoor track ... editor of school newspaper and National Honor Society member. **Personal:** Born Nathan Samuel Freiman on December 31, 1986, in Washington, D.C. ... son of Len and Marjorie Freiman ... has a brother, Eli ... majoring in History ... minoring in Math.



**Tim Sherlock**  
Junior • OF  
6-1 • 185 • Jr.  
Scottsdale, Ariz.  
Chaparral HS

9

Overall Batting Statistics																
Year	Avg	GP-GS	AB	R	H	2B	3B	HR	RBI	SLG%	BB	HBP	SO	OB%	SB-A	
2006	.218	46-34	124	19	27	7	2	15	35	.355	23	7	37	.365	2-4	
2007	.267	31-18	75	11	20	4	1	1	6	.387	8	2	27	.353	0-0	
Career	.236	77-52	199	30	47	11	3	21	41	.367	31	9	64	.361	2-4	

ACC Batting Statistics																
Year	Avg	GP-GS	AB	R	H	2B	3B	HR	RBI	SLG%	BB	HBP	SO	OB%	SB-A	
2006	.143	23-14	49	4	7	3	0	0	4	.204	11	5	18	.354	0-2	
2007	.278	17-15	54	7	15	3	1	0	5	.370	5	0	18	.339	0-0	
Career	.214	40-29	103	11	22	6	1	0	9	.291	16	5	36	.347	0-2	

**General:** An MLB Draft choice out of high school ... contributed in the outfield and as a DH as a freshman and sophomore ... will compete for a starting spot in the outfield. **2007:** Started 18 games while appearing in 31 contests ... made 13 starts in left field and five as a designated hitter ... turned in a .267 batting average on 20 hits, including four doubles, one home run and one triple ... scored 11 runs while driving in six ... slugged .387 on 29 total bases ... had five outings with multiple hits ... had at least one hit in 10 of his games started ... batted .364 (8-for-22) with two outs ... committed just one error in 26 chances in the outfield ... went 2-for-4 with a double, triple and two runs in the series opener against Florida State (3/30) ... followed with a pair of runs on two walks in a 3-0 upset over the No. 1 Seminoles (3/31) ... had a pair of back-to-back two-hit outings against North Carolina (4/13, 4/14) ... went 2-for-3 with an RBI and a run in a 9-3 upset over the No. 2 Tar Heels ... knocked in a pair of runs with a pinch-hit double against Virginia Tech (5/13) ... played for the Monterrey Bay Sox of the California Collegiate League during the summer ... mashed a pair of home runs while driving in 11 RBI and scoring 15 runs ... committed just one error in 44 chances while starting 24 games in the outfield. **2006:** Started 34 of 46 games played as a freshman ... made 17 starts in right field, 12 starts at designated hitter and five starts in left field ... ranked second on the team with 23 walks and third with a .365 on-base percentage ... mashed a pair of home runs, seven doubles and two triples ... had a .355 slugging percentage while driving in five RBI ... hit .218 on the year with 19 runs scored and two stolen bases ... had four multiple-hit games, including a career-high four hits against La Salle (3/8) ... added three two-hit games on the year ... had three multiple-RBI games ... had a six-game hitting streak (2/21-28). **High School:** Three-year letterwinner at Chaparral High School ... named

a Louisville Slugger All-America as a senior ... first team all-state selection during his senior season ... named Region Player of the Year as a senior ... helped lead Chaparral to back-to-back-to-back state championships as a sophomore, junior and senior ... drafted in the 32nd round of the 2005 Major League Baseball Amateur Draft by the Philadelphia Phillies. **Personal:** Born Tim Glenn Sherlock on November 30, 1986, in Winter Park, Fla. ... son of Glenn and Lisa Sherlock ... father is the bullpen and catching coach for the Arizona Diamondbacks ... has a sister, Cara ... majoring in History with a certificate in Markets and Management.





# Blue Devil Biographies

**General:** Two-year returning starter behind the plate ... has already played in over 100 games ... one of top defensive catchers in ACC ... will be relied on offensively after a strong sophomore campaign. **2007:** Named to the All-ACC Academic Team ... selected to the ACC Academic Honor Roll for the second consecutive season ... started 48 games behind the plate ... batted .308 with 29 RBI and 30 runs ... collected 53 hits, including six doubles ... led the team with eight sacrifice flies, tying him for the ACC lead ... boasted a .974 fielding percentage ... threw out 15 runners trying to steal for the seventh most in the ACC ... quadrupled his walk total from 2006, drawing 21 free passes ... had 14 outings with two or more hits ... had two hitting streaks of six games and two of five games ... batted .301 with runners on base and .288 with runners in scoring position ... drove in eight two-out RBI ... named to the Texas Collegiate League All-Star Team during summer ball ... caught for the Duncenville Deputies and committed just two errors in 219 chances behind the plate. **2006:** Named to the ACC Academic Honor Roll ... started 54 of 55 games played as a freshman, including 51 behind the plate, two as a DH and one at third ... batted .259 with 27 runs scored and 23 RBI ... raked 52 hits, including five doubles, a triple and a home run ... swiped five bases ... had 14 multiple-hit games, including a career-high four hits against Elon (2/22) and a pair of three-hit efforts ... had six multiple-RBI games, including a pair of three-RBI performances against Radford (2/25) and Virginia Tech (4/22) ... added four two-RBI games on the season ... his season-long eight-game hitting streak from April 14 to April 29 was the third-best on the squad ... also had a six-game hitting streak from March 3 through March 10. **High School:** Four-year letterwinner and two-year captain at Northville High School ... first team all-state selection as a junior and senior ... three-time all-conference selection ... four-time all-area first team and all-division selection ... Louisville Slugger Preseason All-America selection as a senior ... hit .462 with one home run and 22 RBI during his senior campaign ... batted .454 with five home runs and 40 RBI as a junior ... hit .442 with 18 RBI during his sophomore season ... batted .422 with 12 RBI as a freshman ... also lettered in football ... National Honor Society member. **Personal:** Born Matthew Randall Williams on February 23, 1987, in Dallas, Texas ... son of Steve and Kelly Williams ... has a brother, Dan, and a sister, Katy ... majoring in Political Science with a certificate in Markets and Management ... minoring in Religion.

**Matt Williams**  
Junior • C  
5-10 • 200 • R/R  
Northville, Mich.  
Northville HS



Overall Batting Statistics															
Year	Avg	GP-GS	AB	R	H	2B	3B	HR	RBI	SLG%	BB	HBP	SO	OB%	SB-A
2006	.259	55-54	201	27	52	5	1	1	23	.308	5	13	23	.318	5-7
2007	.308	49-48	172	30	53	6	0	0	29	.343	21	3	29	.377	2-4
<b>Career</b>	<b>.282</b>	<b>104-102</b>	<b>373</b>	<b>57</b>	<b>105</b>	<b>11</b>	<b>1</b>	<b>1</b>	<b>52</b>	<b>.324</b>	<b>26</b>	<b>16</b>	<b>52</b>	<b>.347</b>	<b>7-11</b>

ACC Batting Statistics															
Year	Avg	GP-GS	AB	R	H	2B	3B	HR	RBI	SLG%	BB	HBP	SO	OB%	SB-A
2006	.283	30-29	113	17	32	5	0	1	15	.354	4	5	17	.336	1-2
2007	.275	29-29	102	13	28	5	0	0	13	.324	14	0	18	.350	2-3
<b>Career</b>	<b>.279</b>	<b>59-58</b>	<b>215</b>	<b>30</b>	<b>60</b>	<b>10</b>	<b>0</b>	<b>1</b>	<b>28</b>	<b>.340</b>	<b>18</b>	<b>5</b>	<b>35</b>	<b>.343</b>	<b>3-5</b>

**General:** One of the most reliable arms on Duke's pitching staff ... had an outstanding summer ... should be counted on to handle a large workload in 2008. **2007:** Made 10 starts on the mound and seven appearances out of the bullpen ... posted a 4-3 record and a 6.10 ERA overall ... went 1-0 with a 4.34 ERA out of the bullpen ... pitched 62.0 innings for the second most on the team ... racked up the third most strikeouts with 42 on the season ... struck out a team season-high nine batters in six innings against Maryland (4/22) ... allowed the fewest extra base hits on the team among pitchers with at least 60 innings pitched ... gave up only two home runs all season ... went five or more innings in four starts, including three outings of six innings ... went two or more innings in four of his seven relief appearances ... averaged over six strikeouts per nine innings ... averaged 6.10 strikeouts per nine innings compared to just 2.90 walks per nine ... tossed five scoreless innings on five hits against St. Bonaventure in his second start of the season (3/17) ... followed with a six-inning, one-run outing to pick up the win vs. St. John's (2/24) ... contributed five innings in relief against Georgia Tech, surrendering two runs on four hits while striking out five (3/25) ... earned a weekend start against Maryland and came through with one run allowed through six innings for the win (4/22) ... held No. 2 North Carolina hitless through 2.1 relief innings (4/14) ... named to the Great Lakes Summer Collegiate League All-Star team after posting a 3-0 record and a 2.45 ERA for the Delaware Cows ... racked up 21 strikeouts through 29.1 innings and held opposing hitters to a .267 average during summer ball. **2006:** Named to the ACC Academic Honor Roll ... made 20 appearances on the mound, including four starts ... went 2-5 with a 6.46 ERA ... tossed 61.1 innings and racked up 32 strikeouts ... had four scoreless outings on the year. **High School:** Two-year letterwinner at Warren Township High School ... all-conference selection and honorable mention all-area selection as a junior ... missed part of senior season due to injuries ... went 6-1 with a 1.11 ERA and 46 strikeouts in 44.0 innings pitched with his summer league team, the Kenosha Indians. **Personal:** Born Andrew Dean Wolcott on September 8, 1987, in Rochester, N.Y. ... son of Jeff and Anne Wolcott ... has a brother, Christopher ... serves as the team's community service representative ... majoring in History with a certificate in Markets and Management.

**Andrew Wolcott**  
Junior • RHP  
6-6 • 240 • R/R  
Grayslake, Ill.  
Warren Township HS



Overall Pitching Statistics															
Year	ERA	W-L	App	GS	CG	SHO	SV	IP	H	R	ER	BB	SO	B/Avg	
2006	6.46	2-5	20	4	0	0	0	61.1	83	57	44	30	32	.324	
2007	6.10	4-3	17	10	0	0	0	62.0	91	53	42	20	42	.336	
Career	6.28	6-8	37	14	0	0	0	123.1	174	110	86	50	74	.330	

ACC Pitching Statistics															
Year	ERA	W-L	App	GS	CG	SH	SV	IP	H	R	ER	BB	SO	B/Avg	
2006	4.65	0-3	11	0	0	0	0	31	34	23	16	13	17	.286	
2007	6.75	1-2	9	3	0	0	0	26.2	44	27	20	12	20	.367	
Career	5.62	1-5	20	3	0	0	0	57.2	78	50	36	25	37	.326	

**General:** Will focus solely on pitching duties this season ... tough in clutch situations ... will be one of the top contributors out of the bullpen. **2007:** Made 16 relief appearances and one start on the mound ... notched four wins for a perfect 4-0 record ... compiled a 3.51 ERA over 41.0 innings of work ... had eight scoreless outings on the year, including four straight without allowing an earned run ... held opposing hitters to a team-low .196 batting average ... allowed only 29 hits and 12 walks for a team-low 1.00 WHIP ... gave up two or less hits in 14 of his 16 appearances ... allowed just three of his 19 inherited runners to score ... held hitters to a team-low .186 average with runners in scoring position ... averaged 5.27 strikeouts per game after fanning 24 batters ... had seven scoreless outings ... went two or more innings in 12 of his 15 relief appearances ... gave up just nine hits with two outs on the board to hold hitters to a .176 average in two-out situations ... went 1-0 with a 2.95 ERA in nine ACC appearances ... struck out two over a perfect inning of relief in his season debut against Mt. St. Mary's (2/11) ... picked up his first win after contributing 5.1 scoreless innings in relief against Temple, surrendering just one hit (3/6) ... held No. 6 Clemson hitless over two innings out of the bullpen ... made his first career start against Campbell, going five innings to pick up the win (3/27) ... followed with 2.2 inning out of the pen against Davidson to collect his second win (4/3) ... went five scoreless innings out of the pen with five strikeouts against Virginia Tech to pick up his fourth win (5/12) ended his season with 2.1 scoreless innings against Miami (5/19) ... knocked a double in his first at bat of the season and scored in the same inning ... played for the Brazos Valley Bombers of the Texas Collegiate League during the summer and compiled a 3.63 ERA over 34 innings of work ... held opposing hitters to a .220 average while picking up three wins during summer ball. **High School:** Three-year letterwinner at Dripping Springs High School ... went 11-1 with a 1.16 ERA and 119 strikeouts on the mound and batted .312 with six home runs and 27 RBI to earn second team All-Central Texas and first team all-district honors during his senior campaign ... garnered second team all-state and first team all-district honors as a junior after registering a 9-1 mark with a 2.50 ERA and 97 strikeouts while batting .375 with six homers and 36 RBI ... academic all-district selection during sophomore and junior seasons ... also lettered in football and basketball. **Personal:** Born William Brent Currier Jr. on September 24, 1987, in Tampa, Fla. ... son of Brent and Suzanne Currier ... has a sister, Callie.

**Will Currier**  
Sophomore • RHP  
6-4 • 215 • R/R  
Dripping Springs, Texas  
Dripping Springs HS



Overall Pitching Statistics														
Year	ERA	W-L	App	GS	CG	SHO	SV	IP	H	R	ER	BB	SO	B/Avg
2007	3.51	4-0	17	1	0	0	0	41.0	29	19	16	12	24	.196
Career	3.51	4-0	17	1	0	0	0	41.0	29	19	16	12	24	.196

ACC Pitching Statistics														
Year	ERA	W-L	App	GS	CG	SH	SV	IP	H	R	ER	BB	SO	B/Avg
2007	2.95	1-0	9	0	0	0	0	18.1	11	9	6	8	8	.167
Career	2.95	1-0	9	0	0	0	0	18.1	11	9	6	8	8	.167



# Blue Devil Biographies



## Jonathan Foreman

Sophomore • RHP

5-11 • 200 • R/R

Lafayette, La.

Lafayette HS

4

Overall Pitching Statistics													
Year	ERA	W-L	App	GS	CG	SHO	SV	IP	H	R	ER	BB	SO
2007	8.47	1-1	10	2	0	0	0	17.0	25	21	16	10	11
Career	8.47	1-1	10	2	0	0	0	17.0	25	21	16	10	11

ACC Pitching Statistics													
Year	ERA	W-L	App	GS	CG	SHO	SV	IP	H	R	ER	BB	SO
2007	21.60	0-1	4	1	0	0	0	5	17	15	12	5	4
Career	21.60	0-1	4	1	0	0	0	5	17	15	12	5	4

**School:** Three-year letterwinner at Lafayette High School ... earned all-district honors during his junior and senior seasons ... also earned academic all-state honors ... hit .390 as a senior, .380 as a junior and .330 as a sophomore ... also lettered in soccer where he collected all-state and all-district honors during his junior and senior campaigns ... member of the National Honor Society and Fellowship of Christian Athletes. **Personal:** Born David Jonathan Foreman on December 7, 1987, in New Orleans, La. ... son of David and Beverly Foreman ... has a sister, Jessica, and a brother, Patrick.



## Michael Ghizzoni

Sophomore • OF

5-11 • 195 • R/R

Piedmont, S.C.

Wren HS

17

Overall Batting Statistics													
Year	Avg	GP-GS	AB	R	H	2B	3B	HR	RBI	SLG%	BB	HBP	SO
2007	.263	15-4	19	4	5	3	0	0	2	.421	4	0	8
Career	.263	15-4	19	4	5	3	0	0	2	.421	4	0	8

ACC Batting Statistics													
Year	Avg	GP-GS	AB	R	H	2B	3B	HR	RBI	SLG%	BB	HBP	SO
2007	.154	7-4	13	1	2	0	0	0	1	.154	2	0	6
Career	.154	7-4	13	1	2	0	0	0	1	.154	2	0	6

.468 with four home runs and 28 RBI ... his AAU team won the state championship and finished fifth in the nation during his senior season ... also lettered in basketball ... National Honor Society member. **Personal:** Born Michael Edward Ghizzoni on November 8, 1987, in Greenville, S.C. ... son of Ronald and Karen Ghizzoni ... has a sister, Alyson.



## Jeremy Gould

Sophomore • LHP/OF

6-3 • 200 • R/L

Bellaire, Texas

Bellaire HS

19

Overall Batting Statistics													
Year	Avg	GP-GS	AB	R	H	2B	3B	HR	RBI	SLG%	BB	HBP	SO
2007	.284	27-18	67	12	19	5	0	0	9	.358	8	4	15
Career	.284	27-18	67	12	19	5	0	0	9	.358	8	4	15

ACC Batting Statistics													
Year	Avg	GP-GS	AB	R	H	2B	3B	HR	RBI	SLG%	BB	HBP	SO
2007	.261	13-5	23	1	6	1	0	0	1	.304	0	1	8
Career	.261	13-5	23	1	6	1	0	0	1	.304	0	1	8

Overall Pitching Statistics													
Year	ERA	W-L	App	GS	CG	SHO	SV	IP	H	R	ER	BB	SO
2007	6.91	0-1	8	4	0	0	0	14.1	15	12	11	18	6
Career	6.91	0-1	8	4	0	0	0	14.1	15	12	11	18	6

ACC Pitching Statistics													
Year	ERA	W-L	App	GS	CG	SHO	SV	IP	H	R	ER	BB	SO
2007	0.00	0-0	4	0	0	0	0	3	2	0	0	4	1
Career	0.00	0-0	4	0	0	0	0	3	2	0	0	4	1

**General:** Will focus solely on pitching duties after splitting time on the mound and in the infield as a freshman ... has the potential to be one of the top options out of the bullpen. **2007:** Started seven games at third base and three at second base ... made 10 total pitching appearances, including two starts and eight outings from the bullpen ... put together a 1-1 record and an 8.47 ERA ... tossed 17 total innings, allowing 25 hits and 16 earned runs ... struck out 11 batters and walked 10 ... had three scoreless outings and four appearances without surrendering an earned run ... knocked five hits on the season, including three doubles ... drove in four runs while scoring twice ... did not commit an error in 14 of his 15 games played ... had a perfect inning of relief in his collegiate debut against Mt. St. Mary's (2/11) ... picked up his first win with 2.2 innings without allowing an earned run out of the bullpen against St. Bonaventure (2/18) ... went four innings in his first collegiate start against Xavier, surrendering just two hits and one earned run ... went 2-for-4 in back-to-back games against Holy Cross (3/3) ... batted .417 (5-for-12) with three RBI and two runs in the three-game series against Holy Cross (3/3 through 3/4) ... played for the Asheboro Copperheads of the Coastal Plain League during summer ball and put together a 3.48 ERA through 54.1 innings of work with 36 strikeouts and one complete game. **High**

**General:** Contributed in the outfield as well as in a DH role as freshman ... a strong defensive option in the outfield ... should see action at all outfield positions. **2007:** Appeared in 15 games while starting three in left field and one as the designated hitter ... batted .263 with two RBI and four runs ... three of his five hits were doubles ... had an on base percentage of .391 ... did not commit an error in eight opportunities in the outfield ... went 2-for-4 as a pinch hitter ... batted .400 with runners in scoring position ... started three of Duke's last six games ... had pinch-hit doubles in back-to-back at bats against St. Bonaventure (2/18) and East Carolina (2/25) ... went 1-for-4 with an RBI in his second start of the season against Virginia Tech (5/12) ... ended his season with a 1-for-3 performance against Miami while also contributing a run (5/17) ... played for the Davidson Copperheads of the Southern Collegiate Baseball League during the summer ... knocked 13 hits, scored eight runs, stole eight bases and did not commit an error in summer ball. **High School:** Four-year letterwinner at Wren High School ... hit .438 with four home runs and 26 RBI and went 7-0 with a 0.96 ERA as a senior to earn all-state and all-region honors ... also earned North-South All-Star honors during his senior campaign ... hit .400 with eight homers and 25 RBI and went 6-1 with a 2.06 ERA as a junior to claim all-region honors ... garnered all-region honors as a sophomore after batting

**General:** Contributed in various roles as a position player and pitcher as freshman ... should challenge for a starting spot in the outfield ... has the ability to be one of Duke's top hitters. **2007:** Named to the ACC Academic Honor Roll ... started 18 games, including five at first base, four in left field, nine as a designated hitter and four on the mound ... made eight total pitching appearances ... batted .284 with 19 hits, 12 runs and nine RBI ... knocked five doubles ... had five games with multiple hits, including three straight starts with two hits ... posted a .383 on base percentage and came up safe in all three of his stolen base attempts ... pitched 14.1 innings, allowing 15 hits and 11 earned runs ... finished with a 6.91 ERA and an 0-1 record ... had a 0.00 ERA over his four relief appearances, all of which were against ACC opponents ... gave up just two hits and four walks through three innings out of the bullpen ... was the only Blue Devil pitcher without a hit batter ... Duke was 3-1 when he started on the mound ... played for the Denton Outlaws of the Texas Collegiate League during the summer ... knocked 21 hits to drive in 19 runs and score 10 times ... did not commit an error for the Outlaws in 92 chances ... also put together a 1-0 record as a reliever during the summer while holding opposing hitters to a .243 average. **High School:** Three-year letterwinner at Bellaire High School ... earned all-district honors all three years and All-Greater Houston accolades as a senior ... went 8-2 with a 0.60 ERA and 81 strikeouts during his senior season ... was 4-2 as a junior ... compiled a 7-2 record during his sophomore campaign. **Personal:** Born Jeremy David Gould on June 6, 1988, in Houston, Texas ... son of Robert and Diane Gould ... has three younger brothers, Daniel, Ari and Ethan.





# Blue Devil Biographies

**General:** A two-way player who was a weekend starter and an everyday player in the outfield as a freshman ... will be a key part of the offense and should anchor the outfield. **2007:** Named to the ACC Academic Honor Roll ... started 52 games, including 41 in the outfield and 11 on the mound ... batted .262 with 37 RBI and 39 runs scored ... knocked 50 hits, including 12 doubles, three triples and a pair of home runs ... put together a team-high 20-game hitting streak from March 6 through March 31 ... racked up 22 walks for the second most on the team ... led all freshmen in hits, RBI, runs, walks and fielding percentage ... had 14 multiple-hit games and eight outings with two or more RBI ... had at least one extra base hit in 16 games ... had a two home run game against Fairleigh Dickinson (3/14) ... hit .385 with runners in scoring position ... batted .347 and knocked in 12 runs with two outs on the board ... made 13 appearances on the mound, including 11 starts, and tossed 54.1 innings ... went 2-6 with a 5.80 ERA ... fanned 34 batters while walking 24 ... averaged 5.63 strikeouts per nine innings ... earned a spot on the New England Collegiate Baseball League All-Star Team ... started 38 of 41 games for the Pittsfield Dukes and batted .303 with 18 steals in 19 attempts ... led the team in runs, doubles, RBI, stolen bases and on base percentage ... did not commit a single error in the field ... posted a 1.80 ERA over three pitching appearances, including two starts. **High School:** Four-year letterwinner at Boston College High School ... hit .500 with five home runs and 23 RBI and went 6-3 with a 1.58 ERA as a senior to earn Louisville Slugger Player of the Year honors in the state of Massachusetts ... also named conference Player of the Year following his senior campaign ... earned all-conference accolades as a junior after batting .400 with two homers and 20 RBI ... hit .368 with 18 RBI and went 6-3 on the mound as a sophomore to garner all-conference honors ... his South Shore Spartans AAU team captured back-to-back state titles while his legion team also won a state championship during his prep career ... National Honor Society member. **Personal:** Born Alexander Edward Hassan on April 1, 1988, in Quincy, Mass. ... son of David and Kathleen Hassan ... has a brother, Dan.

**Alex Hassan**  
Sophomore • RHP/OF  
6-3 • 200 • R/R  
Boston, Mass.  
32 Boston College HS



Overall Batting Statistics																
Year	Avg	GP-GS	AB	R	H	2B	3B	HR	RBI	SLG%	BB	HBP	SO	OB%	SB-A	
2007	.262	49-49	191	39	50	12	3	2	37	.387	22	1	33	.335	7-9	
Career	.262	49-49	191	39	50	12	3	2	37	.387	22	1	33	.335	7-9	

ACC Batting Statistics																
Year	Avg	GP-GS	AB	R	H	2B	3B	HR	RBI	SLG%	BB	HBP	SO	OB%	SB-A	
2007	.224	29-29	116	13	26	6	2	0	16	.310	10	0	26	.281	2-4	
Career	.224	29-29	116	13	26	6	2	0	16	.310	10	0	26	.281	2-4	

Overall Pitching Statistics																
Year	ERA	W-L	App	GS	CG	SHO	SV	IP	H	R	ER	BB	SO	B/Avg		
2007	5.80	2-6	13	11	0	0	0	54.1	72	48	35	24	34	.314		
Career	5.80	2-6	13	11	0	0	0	54.1	72	48	35	24	34	.314		

ACC Pitching Statistics																
Year	ERA	W-L	App	GS	CG	SHO	SV	IP	H	R	ER	BB	SO	B/Avg		
2007	7.26	0-6	9	9	0	0	0	39.2	61	42	32	19	25	.349		
Career	7.26	0-6	9	9	0	0	0	39.2	61	42	32	19	25	.349		

**General:** A talented left-hander with high strikeout potential ... could also challenge for a spot in the outfield. **2007:** Made seven appearances on the mound, including two starts ... earned a start in left field while appearing in the field in nine total contests ... went 0-1 with a 9.64 ERA ... pitched 9.1 innings, surrendering 14 hits and 10 earned runs ... struck out 10 batters while walking 11 ... averaged 9.64 strikeouts per nine innings, the highest average of any Blue Devil ... did not give up an earned run over 4.1 innings and struck out a career-high four hitters in his first career start against Fairleigh Dickinson (3/14) ... batted .222 with two hits in nine at bats ... scored four runs ... drew a pair of walks to finish with a .364 on base percentage ... had back-to-back scoreless outings against St. Bonaventure (2/16 and 2/18) to open the season, giving up just one hit over two innings while striking out three ... pitched a career-high 4.1 innings in his first start without allowing an earned run and striking out four ... contributed a run in his first start of the season against Mt. St. Mary's (2/11) ... added a single and scored a run off the bench against Holy Cross (3/1) ... went 1-for-2 with a run against Fairleigh Dickinson (3/14). **High School:** Four-year letterwinner at Xaverian High School ... hit .515 with nine home runs, 55 RBI and 34 stolen bases and went 5-1 with a 0.66 ERA and 95 strikeouts as a senior to earn first team all-city accolades ... hit .475 with eight home runs, 45 RBI and 30 stolen bases and went 6-1 with a 0.54 ERA and 88 strikeouts during his junior campaign ... was a finalist for the USA Junior Olympic team following his junior season. **Personal:** Born Christopher Michael Manno, Jr. on November 4, 1988, in Brooklyn, N.Y. ... son of Christopher and Alely Manno ... has a sister, Alexandra.

**Christopher Manno**  
Sophomore • LHP/OF  
6-1 • 160 • R/R  
49 Grayslake, Ill.  
Warren Township HS



Overall Batting Statistics																
Year	Avg	GP-GS	AB	R	H	2B	3B	HR	RBI	SLG%	BB	HBP	SO	OB%	SB-A	
2007	.222	9-1	9	4	2	0	0	0	0	.222	2	0	5	.364	0-0	
Career	.222	9-1	9	4	2	0	0	0	0	.222	2	0	5	.364	0-0	

ACC Batting Statistics																
Year	Avg	GP-GS	AB	R	H	2B	3B	HR	RBI	SLG%	BB	HBP	SO	OB%	SB-A	
2007	.000	3-0	2	1	0	0	0	0	0	.000	0	0	1	.000	0-0	
Career	.000	3-0	2	1	0	0	0	0	0	.000	0	0	1	.000	0-0	

Overall Pitching Statistics																
Year	ERA	W-L	App	GS	CG	SHO	SV	IP	H	R	ER	BB	SO	B/Avg		
2007	9.64	0-1	7	2	0	0	0	9.1	14	16	10	11	10	.359		
Career	9.64	0-1	7	2	0	0	0	9.1	14	16	10	11	10	.359		

ACC Pitching Statistics																
Year	ERA	W-L	App	GS	CG	SHO	SV	IP	H	R	ER	BB	SO	B/Avg		
2007	27.00	0-1	1	1	0	0	0	1	2	3	3	4	2	.500		
Career	27.00	0-1	1	1	0	0	0	1	2	3	3	4	2	.500		

**General:** Was an everyday starter in the infield as a freshman ... can play every infield position very well ... will be relied on heavily, both defensively and offensively in 2008. **2007:** Started 39 consecutive games before suffering a shoulder injury that forced him to miss the final 15 games ... started at second base 33 times and at shortstop on six occasions ... batted .260 with 24 runs and 21 RBI ... collected 38 hits, including four doubles ... knocked in nine RBI with two outs on the board ... held his batting average above .300 through his first 17 games ... laid down seven sacrifice bunts for the second most on the team while also picking up four singles off bunts ... committed only eight errors in 306 chances ... was part of 24 double plays ... started 16 games as the leadoff batter ... amassed a nine-game hitting streak from Feb. 16 to March 3 ... ended the streak after a 5-for-5 outing against Holy Cross (3/3) ... turned in 10 outings with two or more hits ... did not commit an error in his last 49 opportunities ... had a team-high with seven assists in a single game. **High School:** Three-year letterwinner at H.B. Plant High School ... hit .478 with one home run to earn first team all-county and all-conference honors during his senior season ... won the Wade Boggs Athletic Achievement Award as a senior, given annually by the county for academic and athletic excellence ... garnered first team all-county and all-conference accolades after hitting .400 and leading the county in runs scored with 29 as a junior ... also lettered in basketball where he was named Mr. Plant Basketball and was an academic all-county selection as a senior ... finished his career ranked second in school history with 122 career three-pointers ... National Honor Society member. **Personal:** Born Ryan Joseph McCurdy on December 28, 1987, in Tampa, Fla. ... son of Jack and Kathy McCurdy ... has two brothers, Mike and Chris, and a sister, Ali ... his brother, Mike Williams, was a standout wide receiver at USC and has played three seasons in the NFL. ... majoring in Political Science.

**Ryan McCurdy**  
Sophomore • INF  
5-10 • 170 • R/R  
10 Tampa, Fla.  
Plant HS



Overall Batting Statistics																
Year	Avg	GP-GS	AB	R	H	2B	3B	HR	RBI	SLG%	BB	HBP	SO	OB%	SB-AB	
2007	.260	39-39	146	24	38	4	0	0	21	.288	8	4	11	.313	5-8	
Career	.260	39-39	146	24	38	4	0	0	21	.288	8	4	11	.313	5-8	

ACC Batting Statistics																
Year	Avg	GP-GS	AB	R	H	2B	3B	HR	RBI	SLG%	BB	HBP	SO	OB%	SB-AB	
2007	.175	18-18	57	6	10	0	0	0	5	.175	3	2	7	.242	1-2	
Career	.175	18-18	57	6	10	0	0	0	5	.175	3	2	7	.242	1-2	



# Blue Devil Biographies



**Michael Ness**

Sophomore • RHP

6-4 • 205 • r/R

Chatham, N.J.

Seton Hall Prep

36

Overall Pitching Statistics												
Year	ERA	W-L	App	GS	CG	SHO	SV	IP	H	R	ER	B/Avg
2007	4.97	4-3	23	2	0	0	0	58.0	66	40	32	.288
Career	4.97	4-3	23	2	0	0	0	58.0	66	40	32	.288

ACC Pitching Statistics												
Year	ERA	W-L	App	GS	CG	SHO	SV	IP	H	R	ER	B/Avg
2007	6.89	0-3	15	1	0	0	0	31.1	41	27	24	.320
Career	6.89	0-3	15	1	0	0	0	31.1	41	27	24	.320

after going 11-2 with a 1.89 ERA and 111 strikeouts ... team captain as a senior ... named National Pitcher of the Week by USA Today on June 21, 2006 ... Louisville Slugger Preseason All-America selection as a senior ... led Seton Hall Prep to state titles during his junior and senior seasons ... went 8-0 with a 0.79 ERA and 75 strikeouts as a junior to earn all-county and all-area accolades ... National Honor Society member. **Personal:** Born Michael Joseph Ness on October 20, 1987, in Summit, N.J. ... son of Paul and Connie Ness ... has two sisters, Jen and Sarah.

**General:** Was a heavy contributor on the mound as a freshman ... will be more heavily relied on as a sophomore ... possesses outstanding control ... will look to build off a successful summer season. **2007:** Became one of the top options out of the bullpen as a freshman, making 23 appearances for the second most on the team ... also logged two starts ... went 4-3 with a 4.97 ERA ... pitched 58.0 innings, allowing 66 hits and 32 earned runs ... fanned 41 batters while walking 15 ... tied for the ACC lead in fewest walks allowed ... named ACC Player of the Week on March 5 ... had only one wild pitch all season ... averaged 6.36 strikeouts per nine innings compared to 2.33 walks ... had eight scoreless outings and 10 appearances without surrendering an earned run ... had a scoreless streak of six straight innings over three appearances, all of which were against ACC opponents ... allowed the third fewest hits in the conference among pitchers with at least 35.0 innings pitched ... held opposing hitters to a .260 average with runners on base ... named to the Atlantic Baseball Confederation's All-Star Team during the summer after posting a 2.37 ERA and a 1.03 WHIP through 13 appearances for the Jersey Shore Tides ... gave up one earned run or less in eight of his nine starts ... led the team with 35 strikeouts and contributed six scoreless outings from the bullpen. **High School:** Two-year letterwinner at Seton Hall Prep ... earned all-state and all-county honors as a senior



**Gabriel Saade**

Sophomore • INF

5-11 • 180 • R/R

Miami, Fla.

Gulliver Prep

14

Overall Batting Statistics												
Year	Avg	GP-GS	AB	R	H	2B	3B	HR	RBI	SLG%	BB	SB-A
2007	.269	50-49	182	34	49	13	3	5	36	.456	19	6-43
Career	.269	50-49	182	34	49	13	3	5	36	.456	19	6-43

ACC Batting Statistics												
Year	Avg	GP-GS	AB	R	H	2B	3B	HR	RBI	SLG%	BB	SB-A
2007	.218	27-26	101	12	22	9	1	1	14	.356	5	2-29
Career	.218	27-26	101	12	22	9	1	1	14	.356	5	2-29

Baseball America ... hit .401 with nine home runs and 40 RBI to earn Puma All-America honors and all-district honors during his senior season ... hit .410 with five home runs and 43 RBI as a junior to claim all-district accolades ... all-district selection as a sophomore after batting .398 with five homers and 40 RBI ... earned all-district honors as a freshman after batting .454 with two home runs and 28 RBI. **Personal:** Born Gabriel Santiago Saade on September 7, 1987, in Caracas, Venezuela ... son of Hector and Marisol Saade ... has a brother, Carlos, and a sister, Madeleine.

**General:** Was an everyday starter in the infield as a freshman ... has the potential to be a great offensive player ... will be counted on to fulfill that potential in 2008. **2007:** Named to the All-ACC Academic Team ... selected to the ACC Academic Honor Roll ... started 49 games, including 48 at shortstop and one at second base ... knocked 49 hits, including 13 doubles, five home runs and three triples ... batted .269 with 36 RBI and 34 runs ... had a multi-home run effort against Xavier (3/7) ... led the team with 137 assists ... stole 11 bases in 13 attempts ... had two stolen bases on three occasions ... slugged .456 on 83 total bases ... put together a nine-game hitting streak from Feb. 23 to March 7 ... went hitless in back-to-back games just four times throughout the season ... held his batting average above .300 for the first 22 games ... did not hit into a double play all season ... hit .328 with runners in scoring position ... knocked in 16 RBI with two outs ... had 10 games with two or more RBI, including four three-RBI outings ... tagged multiple hits in 15 contests ... had six extra base hits in a five-game span from April 21-28 ... was part of 25 double plays on the season ... had two or more runs in seven games ... played for the Newport Gulls of the New England Collegiate Baseball League during the summer ... swiped 13 bases while scoring 23 runs. **High School:** Four-year letterwinner at Gulliver Prep ... rated as the 91st overall high school prospect in the class of 2006 by



**Michael Seander**

Sophomore • RHP

6-2 • 215 • R/R

Pawtucket, R.I.

St. Raphael Academy

23

Overall Pitching Statistics												
Year	ERA	W-L	App	GS	CG	SHO	SV	IP	H	R	ER	B/Avg
2007	1.61	0-2	28	0	0	0	9	50.1	43	14	9	.229
Career	1.61	0-2	28	0	0	0	9	50.1	43	14	9	.229

ACC Pitching Statistics												
Year	ERA	W-L	App	GS	CG	SHO	SV	IP	H	R	ER	B/Avg
2007	1.71	0-2	15	0	0	0	3	26.1	22	10	5	.222
Career	1.71	0-2	15	0	0	0	3	26.1	22	10	5	.222

**School:** Three-year letterwinner at Saint Raphael Academy ... named Rhode Island Gatorade Player of the Year and Louisville Slugger Player of the Year as a senior ... went 9-2 with a 0.91 ERA and 107 strikeouts on the mound as a senior while batting .354 ... garnered all-state honors twice and all-area accolades all three years ... went 8-2 with a 0.72 ERA and 88 strikeouts as a junior ... was 4-0 with a 2.45 ERA as a sophomore ... also lettered in basketball. **Personal:** Born Michael Francis Seander, Jr. on October 30, 1988, in Providence, R.I. ... son of Michael and Mary Seander ... has a sister, Marisa.

**General:** A returning Freshman All-America who excelled in the closer role last season ... had a very successful summer campaign ... may be inserted into the starting rotation this season. **2007:** Earned Louisville Slugger and Rivals.com Freshman All-America honors ... named to the All Ping! Freshman team ... became first Blue Devil to be named to three different Freshman All-America teams ... served as Duke's closer, leading the team with 28 appearances, nine saves and a 1.61 ERA ... collected the second most saves in school history ... finished fourth in the ACC in saves ... put together a 1.71 ERA against ACC opponents ... was one of 40 relievers named to the midseason watch list for the NCBWA Stopper of the Year Award ... finished second on the team with 46 strikeouts, compared to just 12 walks ... had the best strikeout to walk ratio on the team at 3.8 ... put together a WHIP of 1.09 and held opposing hitters to a .229 batting average ... allowed only 43 hits to 203 batters faced ... only eight were extra base hits ... gave up just nine earned runs ... went more than one inning in 18 appearances ... had a scoreless streak of six straight appearances (9.2 IP) and two of five consecutive appearances (8.1 IP and 9.0 IP) ... named to the New England Collegiate Baseball League All-Star Team during the summer ... closed for the Newport Gulls and picked up seven saves while holding opposing hitters to a .193 batting average. **High**





# Blue Devil Biographies



**Sam Allen**  
Freshman • RHP  
6-3 • 185 • R/R  
Roswell, Ga.  
Roswell HS **15**

**High School:** A three-year letterman at Roswell High School ... a three-time all-county selection and a one-time all-area choice ... posted a three-year record of 20-4 on the mound ... had the lowest ERA on the team during all three years of varsity competition ... went 6-3 with a 2.20 ERA as a senior with 70 strikeouts and 15 walks through 57.2 innings pitched ... turned in an 8-1 record along with a 2.32 ERA and 66 strikeouts through 60.1 innings as a junior ... went undefeated at 6-0 as a sophomore with a 2.07 ERA and 34 strikeouts through 40.2 innings pitched ... also lettered twice in football ... a member of the National Honor Society and Beta Club ... a four-time winner of the Presidential Honor Roll Award ... also earned the President's Education Award ... selected for the US Army National Scholar-Athlete and the Fulton County High School Senior Scholar-Athlete awards ... chosen as Roswell High School's Outstanding Senior ... claimed honors in AP Statistics, Pre-Calculus, World History, U.S. History and English ... ranked among the top-20 in his class. **Personal:** Born Samuel Thomas Allen on December 5, 1988 ... the son of Scott and Lee Allen ... has two brothers, Andy (20) and Ben (17) ... uncle, Dr. Richard Floyd ('75), attended Duke.



**John Bunder**  
Freshman • RHP/UT  
6-3 • 170 • R/R  
Kennesaw, Ga.  
Harrison HS **28**

**High School:** A three-year letterman at Harrison High School ... a two-time all-county selection ... batted .410 as a senior with seven home runs, seven doubles and 29 RBI ... collected the most wins on the team as a senior ... put together a three-year batting average of .336 in varsity competition ... played for the East Cobb Yankees and named team's most valuable pitcher in 2004 and 2005 ... led the Yankees to state and regional championships and a second-place finish at the Connie Mack World Series ... also lettered in football and diving ... a member of the National Honor Society and Beta Club ... named to the academic honor roll all four years of high school. **Personal:** Born John Michael Bunder on January 30, 1989 ... the son of Robert and Lynn Bunder ... has two brothers, Alan (26) and Brad (23), and a sister, Erin (22) ... cousin Scott Prather played baseball at Georgia Tech and cousin Stephen Prather played baseball at Vanderbilt ... father, Robert, played football at UTEP.



**Ben Condon**  
Freshman • INF  
6-1 • 170 • R/R  
Peachtree City, Ga.  
Woodward Academy **2**

**High School:** A three-year letterman at Woodward Academy ... named team MVP as a junior and senior ... a three-time all-area selection ... collected all-state honors as a senior ... hit .456 as a senior ... turned in a .420 clip as a junior with five home runs and 15 stolen bases ... batted .508 during the summer with the East Cobb Yankees ... a member of the CABA 16U National Championship team ... named to the CABA 16U All-Tournament team ... a member of the National Honor Society ... a four-year Honor Roll selection ... earned AP Scholar honors ... involved in Peer Leadership and the Honor Council. **Personal:** Born Benjamin Michael Condon on March 30, 1989 ... the son of Mike and Jamie Condon ... has a sister, Catherine (17), and a brother, James (14) ... uncle, Bill Condon, was an All-America guard at Alabama ... uncle Frank Condon played linebacker at North Alabama.



**Ryan Knott**  
Freshman • RHP  
6-3 • 195 • S/R  
Huntley, Ill.  
Marian Cent. Catholic **3**

**High School:** A four-year letterman at Marian Central Catholic ... pitched and played shortstop ... tabbed as one of the top-100 players in the state by the Chicago Sun Times and Chicago Tribune ... an all-conference and all-area selection as a junior ... turned in a 5-2 record, a 1.42 ERA and 48 strikeouts through 47 innings pitched as a junior ... batted .390 with 32 hits, including seven doubles and a home run as a junior ... belted two home runs and eight hits in his three games played as a senior before being sidelined with an injury ... named American Legion team MVP in 2007 after batting over .450 from both sides of the plate despite playing with an arm injury ... also lettered in football ... was a running back and place kicker ... a four-year member of the honor roll ... collected High Honors every year ... tabbed Academic All-Conference as a senior. **Personal:** Born Ryan Christopher Knott on May 9, 1989 ... the son of Terry and Lynn Knott.



**Jake Lemmerman**  
Freshman • INF  
6-2 • 180 • R/R  
Newport Beach, Calif  
Corona Del Mar HS **12**

**High School:** A four-year letterman at Corona Del Mar High School ... named the Newport Mesa Player of the Year as a senior after batting .472 with 10 home runs and 36 RBI ... a four-time all-league choice and a two-time All-CIF selection ... drove in over 100 RBI and belted 16 home runs in his high school career ... hit .432 as a junior with four long balls and 32 RBI ... batted .392 sophomore year with a home run 26 RBI ... finished with a .300 clip and a home run in his first season of varsity competition to help Corona Del Mar to the CIF Championship ... tabbed a Preseason Rawlings All-America as a senior while earning Dream Team Player of the Year honors ... selected to the Brewers Area Code Team and Angels and Dodgers Elite Teams as a junior ... an honor roll student ... earned American History High Honors. **Personal:** Born Jacob Samuel Lemmerman on May 4, 1989 ... the son of Alan and Barbara Lemmerman ... has a brother, Nate (27), and two sisters, Shaina (26) and Kate (21).



**Tom Luciano**  
Freshman • OF  
6-1 • 180 • R/R  
Pound Ridge, N.Y.  
Fox Lane HS **20**

**High School:** A four-year letterman at Fox Lane High School ... served as team captain for three years ... ranked among the top-10 outfielders in the Northeast and among the top-35 Northeast prospects ... a two-time all-league selection ... named all-section MVP and NYSSWA All-State as a junior ... hit .498 with 36 stolen bases and 54 runs as a junior while going 8-2 with a 2.32 ERA and 68 strikeouts on the mound ... captured the league batting title as a junior while helping Fox Lane reach the state quarterfinal qualifier ... hit .289 as a sophomore with four home runs, 29 RBI and 23 stolen bases ... turned in a 3.23 ERA with a 6-3 record and 45 strikeouts as a sophomore ... also lettered in football and track ... an all-league choice at wide receiver and defensive back before turning his focus to baseball ... earned all-league honors in track ... a four-year member of the Honor Roll ... was the president of SafeRides ... earned the Chris Cutri scholarship award for outstanding leadership, dedication and enthusiasm ... ranked in the top 10 percent of his graduating class. **Personal:** Born Thomas George Luciano on March 31, 1989 in Brunswick, New Jersey ... the son of Dr. James and Helen Luciano ... has two brothers, Michael (21) and James (12).



# Blue Devil Biographies



**Grant Monroe**

Freshman • RHP/INF

6-4 • 200 • R/R

Schaumburg, Ill.

Schaumburg HS

35

**High School:** A four-year letterman at Schaumburg High School ... tabbed the Chicago Athlete of the Year as a senior ... named all-conference four times and all-state on three occasions... put together a four-year record record of 31-7 on the mound ... went 12-2 as a senior with a 0.84 ERA while batting .356 ... went 8-2 as a freshman, 9-2 as a sophomore and 2-1 as a junior before his season was cut short due to injury ... highest single season ERA was 1.21 as a freshman ... threw a no-hitter in the Regional Championship as a freshman ... also earned four letters in basketball and two in golf ... collected all-conference basketball honors every season, all-area recognition three times and an all-state citation as a senior ... named all-conference golf as a senior ... a member of the National Honor Society and the NHS Presidential Board ... served as a Peer Counselor ... involved with the District 211 Leadership for Life program. **Personal:** Born Grant Robert Monroe on November 29, 1988 ... the son of Larry and Glenna Monroe ... father is the Vice President of Major League Scouting for the Chicago White Sox ... father was drafted by the White Sox in 1974 and was a pitching coach in the minors ... has two sisters, Taylor (24) and Allie (22).



**Dennis O'Grady**

Freshman • RHP/INF

5-10 • 175 • r/R

Floral Park, N.Y.

Archbishop Molloy

26

**High School:** A three-year letterman at Archbishop Molloy High School ... a two-time all-city selection at second base and a one-time selection at pitcher ... collected CHSSA first team honors as a senior ... named the Queens Courier Player of the Year in 2006 ... collected Molloy Baseball MVP honors the same season ... compiled a combined 15-3 record on the mound as a junior and a senior ... went 7-2 with a 2.25 ERA, 50 strikeouts and just 15 walks through 60 innings as a senior ... also batted .375 with six home runs and 55 RBI as a senior ... posted an 8-1 record and a 2.00 ERA as a junior ... struck out 55 batters while walking 18 through 63 innings of work ... hit .350 with three home runs and 45 RBI in 2006 ... also lettered in basketball ... named team MVP in 2005, averaging 10 points per game and five assists per game ... a member of the National Honor Society ... involved with SADD, SAC and the Irish Club. **Personal:** Born Dennis Patrick O'Grady on May 17, 1989 in Queens, New York ... the son of Dennis and Patricia O'Grady ... has a brother, Patrick (15) and a sister, Kristin (11).



**Cameron Schulz**

Freshman • RHP

6-3 • 195 • R/R

Chapel Hill, N.C.

East Chapel Hill HS

24

**High School:** A three-year letterman and two-year captain at East Chapel Hill High School ... earned three all-conference selections ... batted .438 with two home runs, a .703 slugging percentage and a .629 on base percentage as a senior ... was the team's leading hitter ... hit .388 as a junior with a pair of home runs ... tossed 4.1 innings as a junior and struck out 10 batters ... batted .396 as a sophomore with a pair of home runs, while turning in a 0.00 ERA and 25 strikeouts through 11.2 innings pitched ... played two seasons for The Dirtbags ... on Impact Baseball's Top-50 list ... an honor roll student ... earned AP Scholar with Honors recognition ... a National Merit Scholarship commended student. **Personal:** Born Cameron Lloyd Schulz on Feb. 8, 1989 in Atlanta, Ga. ... the son of Kenneth and Susan Schulz ... has a sister, Kirsten (11) ... uncle, Jim Schulz, played baseball at Western Michigan from 1968-1970.

## Support Staff



**Leslie Barnes**  
Student-Athlete  
Development



**Brad Berndt**  
Associate AD  
Baseball Administrator



**Chris Combs**  
Strength Coach



**Chris Cook**  
Media Relations



**T.J. Grams**  
Academic Advisor



**Jeff Howser**  
Speed & Conditioning



**Dave McClain**  
Equipment



**Andrew Norden**  
Athletic Trainer



**Mike Ryan**  
Facilities



**Mike Sabb**  
Associate AD/Marketing





# 2008 Season Outlook

When head coach **Sean McNally** graduated from Duke in 1994, the Blue Devils had just put together a 33-20 record, marking the third straight season which the team had topped 30 victories. That same year, the Blue Devils set the school's single season home run, runs scored and RBI records before McNally and two of his teammates were selected in the 1994 MLB draft.

Now in his third year as head coach of the Blue Devils, McNally looks to rebuild the Duke baseball program into the same powerhouse that he helped create in the early 1990s.

And Duke is well on its way after flirting with 30 wins in 2007.

Despite playing with a young roster that featured a combined 15 freshmen and sophomores, Duke finished last season with a 29-25 overall record, marking the program's most wins since 1998. Led by a talented pitching staff and a crop of young talent, the Blue Devils batted .302 on the season and finished with a 4.50 team ERA. With just four players departing from last season's squad, Duke returns six of nine starting position players and eight pitchers who made 10 or more appearances in 2007.

Despite the losses of outfielder and left-handed pitcher **Jonathan Anderson** to graduation and right-handed ace **Tony Bajoczky**, third baseman **Brett Bartles** and outfielder **Jimmy Gallagher** to the draft, Duke returns a core of 19 letterwinners from a 2007 squad that finished with the most RBI, runs scored and extra base hits since 2002 and the highest batting average in over a decade. Also returning are 11 of 13 pitchers from a 2007 staff that gave up the fewest hits over the last nine seasons.



The Duke baseball team will look to build off of a 2007 campaign that saw the Blue Devils flirt with their first 30-win season in nearly a decade. Under the guidance of third-year head coach Sean McNally, the Blue Devils went 29-25 in 2007 and return 19 letterwinners from last season's squad.

## A look ahead to 2008

### Personnel

Letterwinners Returning/Lost.....	19/4
Position Players Returning/Lost.....	14/3
Starting Position Players Returning/Lost.....	6/3
Pitchers Returning/Lost.....	11/2

Seniors Returning.....	4
Juniors Returning.....	5
Sophomores.....	10
Freshmen/Newcomers.....	9

### Key Losses

Jonathan Anderson.....	LHP/OF.....	Graduation
Tony Bajoczky.....	RHP.....	Grad./MLB Draft
Brett Bartles.....	INF.....	MLB Draft
Jimmy Gallagher.....	OF.....	MLB Draft

### Key Returning Position Players

&Nate Freiman.....	1B/C.....	Junior
&Alexander Hassan.....	OF.....	Sophomore
&Ryan McCurdy.....	INF.....	Sophomore
&Jonathan Nicolla.....	1B/DH.....	Senior
&Gabriel Saade.....	INF.....	Sophomore
&Matt Williams.....	C.....	Junior

### Key Returning Pitchers

^Will Currier.....	RHP.....	Sophomore
^&Alexander Hassan.....	RHP.....	Sophomore
^Michael Ness.....	RHP.....	Sophomore
^Michael Seander.....	RHP.....	Sophomore
^Andrew Wolcott.....	RHP.....	Junior

& — Player was a starting position player in 2007

^ — Player pitched at least 40 innings in 2007

Duke's infield remains mostly intact, as all but Bartles return from last season's group. Junior **Nate Freiman** will start at first base, while sophomore **Gabriel Saade** will shift to second and classmate **Ryan McCurdy** will slide over to third base in place of Bartles. Junior backstop **Matt Williams** will return for his third season as the starting catcher, while freshman **Jake Lemmerman**, a four-year letterman out of Corona Del Mar High School, is the lone newcomer to the group and will take over at shortstop.

With the departure of Gallagher and Anderson, Duke's outfield will undergo a makeover, with sophomore **Alex Hassan** returning as the lone starter from last season's squad. Classmate **Jeremy Gould** could earn a spot alongside Hassan, while Junior **Tim Sherlock** is a likely candidate to hold down the final outfield position. Sherlock started 13 games in left field as a sophomore, while Gould started four contests in the outfield.

Sophomore **Michael Ghizzoni** is also in the mix in the outfield, as is freshman **Tom Luciano**. Ghizzoni is one of the top defensive options off the bench and was called on to participate in 15 games as a freshman, while Luciano comes to Duke as a three-year letterman out of Fox Lane High School where he batted .498 with 36 stolen bases as a junior.

With 11 of 13 pitchers returning from last season's squad, the Blue Devil pitching staff will once again provide a solid foundation for success in 2008. Duke's top returners will look to fill the void left by Bajoczky as the staff ace, while the Blue Devil bullpen remains intact except for Anderson. Freshman All-America closer **Michael Seander** returns for his sophomore season and could step into a starting role, while classmate **Michael Ness** should also be a source of quality innings. Junior **Andrew Wolcott**, who has topped 60 innings in each of his first two seasons, will also be counted on to shoulder a heavy workload as will sophomore **Will Currier**, who went 4-0 last season out of the bullpen.

**Ron Causey** and **Ryan Perry** are the lone seniors on the staff and should contribute largely in relief. Junior **Kyle Butler** will also likely see an increased role on the mound after posting a 2.92 ERA through nine appearances last season. Hassan and Gould will also toe the rubber when not playing in the outfield, while classmates **Jonathan Foreman** and **Christopher Manno** have the talent to emerge as top options out of the bullpen.

Also joining the squad is another talented recruiting class brought in by McNally and the Duke coaching staff. In addition to Lemmerman and Luciano, the newcomers include **Sam Allen**, **John Bunder**, **Ben Condon**, **Ryan Knott**, **Grant Monroe**, **Dennis O'Grady** and **Cameron Schulz**.

Bunder, Knott, Monroe and Lemmerman figure to contribute immediately, while Allen, O'Grady and Schulz could also earn some time on the mound and Condon and Luciano could see periodic action as well.





# 2007 sTATISTICS

## OVERALL STATISTICS

Overall Record: 29-25 Home: 22-11 Away: 5-14 Neutral: 2-0

Player	AVG	GP-GS	AB	R	H	2B	3B	HR	RBI	TB	SLG%	BB	HBP	SO	GDP	OB%	SF	SH	SB-ATT	PO	A	E	FLD%
Nate Freiman	.369	54-54	217	36	80	19	0	7	48	120	.553	17	11	26	7	.435	3	0	3-3	459	37	6	.988
Jimmy Gallagher	.360	54-54	211	58	76	20	2	6	43	118	.559	38	5	19	2	.461	4	0	16-21	158	4	0	1.000
Jonathan Anderson	.337	51-51	190	40	64	5	1	0	16	71	.374	17	10	27	0	.417	1	20	14-19	107	11	1	.992
Matt Williams	.308	49-48	172	30	53	6	0	0	29	59	.343	21	3	29	6	.377	8	2	2-4	246	52	8	.974
Brett Bartles	.293	49-48	191	33	56	14	5	7	48	101	.529	21	2	40	2	.361	5	0	7-8	26	89	16	.878
Gabriel Saade	.269	50-49	182	34	49	13	3	5	36	83	.456	19	6	43	0	.354	2	1	11-13	92	137	19	.923
Alexander Hassan	.262	49-49	191	39	50	12	3	2	37	74	.387	22	1	33	3	.335	4	0	7-9	89	9	5	.951
Ryan McCurdy	.260	39-39	146	24	38	4	0	0	21	42	.288	8	4	11	3	.313	2	7	5-8	64	116	8	.957

Players with less than 3.0 plate appearances per game

Jonathan Nicolla	.321	29-21	84	14	27	5	0	3	18	41	.488	4	0	20	3	.348	1	0	0-0	35	4	0	1.000
Kyle Kreick	.286	12-2	14	1	4	0	0	0	0	4	.286	2	0	7	0	.375	0	0	0-0	5	0	1	.833
Jeremy Gould	.284	27-18	67	12	19	5	0	0	9	24	.358	8	4	15	1	.383	2	1	3-3	57	3	3	.952
Tim Sherlock	.267	31-18	75	11	20	4	1	1	6	29	.387	8	2	27	0	.353	0	1	0-0	25	0	1	.962
Michael Ghizzoni	.263	15-4	19	4	5	3	0	0	2	8	.421	4	0	8	0	.391	0	2	0-1	7	0	0	1.000
Kyle Butler	.224	23-18	58	4	13	2	0	0	5	15	.259	6	1	12	1	.303	1	2	1-3	25	47	5	.935
Christopher Manno	.222	9-1	9	4	2	0	0	0	0	2	.222	2	0	5	0	.364	0	0	0-0	4	5	0	1.000
Jonathan Foreman	.179	15-10	28	2	5	3	0	0	4	8	.286	4	2	7	0	.314	1	1	0-0	13	24	2	.949
Will Currier	.125	5-2	8	1	1	1	0	0	0	2	.250	2	0	3	0	.300	0	0	0-0	7	3	0	1.000
TOTALS	.302	54-54	1862	347	562	116	15	31	322	801	.430	51	332	28	.380	34	37	69-92	1433	571	79	.962	
OPPONENTS	.275	54-54	1878	311	517	119	12	37	274	771	.411	168	56	301	25	.348	26	37	50-66	1408	532	64	.968

Player	ERA	W	L	APP	GS	CG	SHO	CBO	SV	IP	H	R	ER	BB	SO	2B	3B	HR	AB	B/Avg	WP	HBP	BK	SFA	SHA
Tony Bajoczy	3.22	9	3	14	14	1	0	1	0	92.1	76	38	33	23	57	12	1	9	342	.222	2	12	0	3	9
Michael Ness	4.97	4	3	23	2	0	0	0	0	58.0	66	40	32	15	41	18	0	10	229	.288	1	4	0	2	6
Alexander Hassan	5.80	2	6	13	11	0	0	0	0	54.1	72	48	35	24	34	21	2	6	229	.314	2	5	1	4	2
Andrew Wolcott	6.10	4	3	17	10	0	0	0	0	62.0	91	53	42	20	42	17	2	2	271	.336	2	9	1	2	2

Players with less than 1.0 innings pitched per game

Michael Seander	1.61	0	2	28	0	0	0	1	9	50.1	43	14	9	12	46	6	0	2	188	.229	3	3	0	1	5
Jonathan Anderson	2.91	3	4	19	8	0	0	1	3	52.2	52	23	17	13	22	14	1	3	198	.263	1	4	0	3	5
Kyle Butler	2.92	1	0	9	0	0	0	0	0	12.1	14	9	4	3	1	3	1	1	48	.292	0	1	0	1	0
Will Currier	3.51	4	0	17	1	0	0	1	0	41.0	29	19	16	12	24	11	2	2	148	.196	3	7	1	2	3
Ron Causey	5.79	1	0	8	0	0	0	1	0	9.1	12	7	6	2	5	4	1	0	39	.308	0	2	1	0	0
Jeremy Gould	6.91	0	1	8	4	0	0	0	0	14.1	15	12	11	18	6	3	0	0	53	.283	6	0	0	2	1
Jonathan Foreman	8.47	1	1	10	2	0	0	0	0	17.0	25	21	16	10	11	4	0	2	73	.342	0	2	0	3	1
Christopher Manno	9.64	0	1	7	2	0	0	0	0	9.1	14	16	10	11	10	5	2	0	39	.359	0	1	1	2	3
Ryan Perry	15.43	0	1	7	0	0	0	1	0	4.2	8	11	8	5	2	1	0	0	21	.381	0	6	0	1	0
<b>TOTALS</b>	<b>4.50</b>	<b>29</b>	<b>25</b>	<b>54</b>	<b>54</b>	<b>1</b>	<b>2</b>	<b>2</b>	<b>12</b>	<b>477.2</b>	<b>517</b>	<b>311</b>	<b>239</b>	<b>168</b>	<b>301</b>	<b>119</b>	<b>12</b>	<b>37</b>	<b>1878</b>	<b>.275</b>	<b>20</b>	<b>56</b>	<b>5</b>	<b>26</b>	<b>37</b>
<b>OPPONENTS</b>	<b>5.56</b>	<b>25</b>	<b>29</b>	<b>54</b>	<b>54</b>	<b>2</b>	<b>3</b>	<b>1</b>	<b>8</b>	<b>469.1</b>	<b>562</b>	<b>347</b>	<b>290</b>	<b>203</b>	<b>332</b>	<b>116</b>	<b>15</b>	<b>31</b>	<b>1862</b>	<b>.302</b>	<b>22</b>	<b>51</b>	<b>5</b>	<b>34</b>	<b>37</b>

## ACC STATISTICS

Overall Record: 8-22 Home: 6-9 Away: 2-13

Player	AVG	GP-GS	AB	R	H	2B	3B	HR	RBI	TB	SLG%	BB	HBP	SO	GDP	OB%	SF	SH	SB-ATT	PO	A	E	FLD%
Nate Freiman	.342	30-30	114	15	39	9	0	2	14	54	.474	8	7	13	5	.415	1	0	0-0	261	18	6	.979
Jimmy Gallagher	.308	30-30	117	25	36	8	0	3	14	53	.453	19	2	12	1	.410	1	0	6-7	91	3	0	1.000
Jonathan Anderson	.291	28-28	103	11	30	2	0	0	3	32	.311	6	3	13	0	.348	0	12	4-6	51	6	1	.983
Matt Williams	.275	29-29	102	13	28	5	0	0	13	33	.324	14	0	18	3	.350	4	1	2-3	155	34	6	.969
Brett Bartles	.241	30-29	112	16	27	6	3	3	20	48	.429	12	1	32	2	.315	2	0	2-3	18	53	9	.888
Alexander Hassan	.224	29-29	116	13	26	6	2	0	16	36	.310	10	0	26	3	.281	2	0	2-4	48	3	4	.927
Gabriel Saade	.218	27-26	101	12	22	9	1	1	14	36	.356	5	2	29	0	.269	0	0	4-5	60	67	8	.941

Players with less than 3.0 plate appearances per game

Tim Sherlock	.278	17-15	54	7	15	3	1	0	5	20	.370	5	0	18	0	.339	0	1	0-0	19	0	1	.950
Jonathan Nicolla	.270	15-9	37	3	10	0	0	1	4	13	.351	3	0	12	3	.325	0	0	0-0	0	0	0	1.000
Jeremy Gould	.261	13-5	23	1	6	1	0	0	1	7	.304	0	1	8	0	.292	0	0	0-0	9	1	0	1.000
Kyle Butler	.178	17-15	45	4	8	1	0	0	5	9	.200	5	1	8	1	.269	1	2	0-2	21	37	4	.935
Ryan McCurdy	.175	18-18	57	6	10	0	0	0	5	10	.175	3	2	7	2	.242	0	1	1-2	29	51	3	.964
Michael Ghizzoni	.154	7-4	13	1	2	0	0	0	1	2	.154	2	0	6	0	.267	0	2	0-1	5	0	0	1.000
Jonathan Foreman	.000	4-3	5	0	0	0	0	0	0	0	.000	3	0	1	0	.375	0	0	0-0	3	7	0	1.000
Kyle Kreick	.000	3-0	3	0	0	0	0	0	0	0	.000	0	0	2	0	.000	0	0	0-0	1	0	0	1.000
Christopher Manno	.000	3-0	2	1	0	0	0	0	0	0	.000	0	0	1	0	.000	0	0	0-0	0	1	0	1.000
Will Currier	.000	1-0	1	0	0	0	0	0	0	0	.000	0	0	0	0	.000	0	0	0-0	4	2	0	1.000
<b>TOTALS</b>	<b>.258</b>	<b>30-30</b>	<b>1005</b>	<b>128</b>	<b>259</b>	<b>50</b>	<b>7</b>	<b>10</b>	<b>115</b>	<b>353</b>	<b>.351</b>	<b>95</b>	<b>19</b>	<b>206</b>	<b>20</b>	<b>.330</b>	<b>11</b>	<b>19</b>	<b>21-33</b>	<b>782</b>	<b>299</b>	<b>45</b>	<b>.960</b>
<b>OPPONENTS</b>	<b>.298</b>	<b>30-30</b>	<b>1056</b>	<b>193</b>	<b>315</b>	<b>77</b>	<b>7</b>	<b>27</b>	<b>179</b>	<b>487</b>	<b>.461</b>	<b>98</b>	<b>28</b>	<b>158</b>	<b>11</b>	<b>.368</b>	<b>17</b>	<b>23</b>	<b>32-41</b>	<b>801</b>	<b>313</b>	<b>33</b>	<b>.971</b>

Player	ERA	W	L	APP	GS	CG	SHO	CBO	SV	IP	H	R	ER	BB	SO	2B	3B	HR	AB	B/Avg	WP	HBP	BK	SFA	SHA
Tony Bajoczy	3.91	6	3	10	10	1	0	1	0	69.0	63	32	30	18	40	11	1	8	261	.241	1	7	0	3	7
Michael Ness	6.89	0	3	15	1	0	0	0	0	31.1	41	27	24	11	25	13	0	5	128	.320	1	3	0	2	5
Alexander Hassan	7.26	0	6	9	9	0	0	0	0	39.2	61	42	32	19	25	21	1	5	175	.349	2	3	1	3	2

Players with less than 1.0 innings pitched per game

Jeremy Gould	0.00	0	0	4	0	0	0	0	0	3.0	2	0	0	4	1	0	0	10	.200	0	0	0	0	0		
Michael Seander	1.71	0	2	15	0	0	0	0	1	3	26.1	22	10	5	6	26	3	0	1	.99	.222	2	2	0	1	4
Will Currier	2.95	1	0	9	0	0	0	0	0	18.1	11	9	6	8	8	4	1	1	.66	.167	2	2	1	0	1	
Kyle Butler	3.68	0	0	5	0	0	0	0	0	7.1	11	8	3	2	0	2	1	1	.31	.355	0	1	0	1	0	
Jonathan Anderson	4.34	0	4	8	5	0	0	0	0	29.0	33	15	14	8	5	10	1	3	.113	.292	1	3	0	2	3	
Andrew Wolcott	6.75	1	2	9	3	0	0	0	0	26.2	44	27	20	12	20	9	1	2	.120	.367	0	4	1	2	0	
Ryan Perry	6.75	0	0	3	0	0	0	0	0	2.2	5	2	2	0	1	1	0	0	.11	.455	0	0	0	1	0	
Ron Causey	20.25	0	0	2	0	0	0	0	0	1.1	3	3	3	1	1	1	0	0	.7	.429	0	2	1	0	0	
Jonathan Foreman	21.60	0	1	4	1	0	0	0	0	5.0	17	15	12	5	4	1	0	1	.31	.548	0	0	0	2	0	
Christopher Manno	27.00	0	1	1	1	0	0	0	0	1.0	2	3	3	4	2	1	1	0	.4	.500	0	1	0	0	1	
TOTALS	5.32	8	22	30	30	1	1	1	1	3	260.2	315	193	154	98	158	77	7	27	1056	.298	9	28	4	17	23
OPPONENTS	3.57	22	8	30	30	2	2	0	8	267.0	259	128	106	95	206	50	7	10	1005	.258	12	19	2	11	19	





# 2007 Results

Game date	Opposing team	Score	Duke r-h-e	Opp. r-h-e	Inns	Overall	ACC	Pitcher of record	Attend	Time
Feb 10, 2007	MOUNT ST. MARY'S	W 13-10	13-18-2	10-13-2	9	1-0-0	0-0-0	Ness, M. (W 1-0)	310	3:00
Feb 10, 2007	MOUNT ST. MARY'S	W 8-2	8-11-1	2-3-2	9	2-0-0	0-0-0	Bajoczky, T. (W 1-0)	310	2:18
Feb 11, 2007	MOUNT ST. MARY'S	W 10-2	10-11-1	2-6-3	9	3-0-0	0-0-0	Hassan, A. (W 1-0)	174	2:50
Feb 16, 2007	ST. BONAVENTURE	W 13-4	13-15-2	4-7-3	9	4-0-0	0-0-0	Bajoczky, T. (W 2-0)	163	3:11
Feb 17, 2007	ST. BONAVENTURE	W 14-6	14-19-1	6-10-0	9	5-0-0	0-0-0	Wolcott, A. (W 1-0)	237	2:59
Feb 18, 2007	ST. BONAVENTURE	W 16-4	16-22-1	4-5-0	9	6-0-0	0-0-0	Foreman, J. (W 1-0)	158	2:40
Feb 20, 2007	ALBANY	W 7-1	7-8-1	1-4-1	9	7-0-0	0-0-0	Hassan, A. (W 2-0)	138	2:27
Feb 23, 2007	vs. Washington	W 4-3	4-7-0	3-7-3	9	8-0-0	0-0-0	Anderson, J. (W 1-0)	-	2:26
Feb 24, 2007	vs. St. John's	W 4-2	4-8-0	2-9-1	9	9-0-0	0-0-0	Wolcott, A. (W 2-0)	-	2:31
Feb 25, 2007	at East Carolina	4-11 L	4-14-3	11-10-0	9	9-1-0	0-0-0	Gould, J. (L 0-1)	2502	2:56
Feb 27, 2007	NORTH CAROLINA A&T	W 7-2	7-9-0	2-8-0	9	10-1-0	0-0-0	Ness, M. (W 2-0)	163	2:05
Mar 03, 2007	HOLY CROSS	W 13-1	13-20-2	1-6-2	9	11-1-0	0-0-0	Bajoczky, T. (W 3-0)	462	3:02
Mar 03, 2007	HOLY CROSS	W 10-7	10-8-4	7-10-1	9	12-1-0	0-0-0	Ness, M. (W 3-0)	462	2:56
Mar 04, 2007	HOLY CROSS	W 6-5	6-8-2	5-10-1	9	13-1-0	0-0-0	Butler, K. (W 1-0)	177	2:30
Mar 06, 2007	TEMPLE	W 7-4	7-11-1	4-7-4	9	14-1-0	0-0-0	Currier, W. (W 1-0)	112	2:25
Mar 07, 2007	XAVIER	W 4-3	4-9-2	3-5-1	9	15-1-0	0-0-0	Anderson, J. (W 2-0)	174	2:03
*Mar 09, 2007	BOSTON COLLEGE	1-3 L	1-4-0	3-5-3	9	15-2-0	0-1-0	Bajoczky, T. (L 3-1)	208	2:22
*Mar 10, 2007	BOSTON COLLEGE	5-10 L	5-10-2	10-14-0	9	15-3-0	0-2-0	Wolcott, A. (L 2-1)	238	2:56
*Mar 11, 2007	BOSTON COLLEGE	2-10 L	2-7-1	10-16-0	9	15-4-0	0-3-0	Seander, M. (L 0-1)	135	2:25
Mar 13, 2007	FAIRLEIGH DICKINSON	W 15-4	15-16-1	4-5-1	9	16-4-0	0-3-0	Causey, R. (W 1-0)	117	2:26
Mar 14, 2007	FAIRLEIGH DICKINSON	W 10-5	10-10-1	5-6-2	9	17-4-0	0-3-0	Wolcott, A. (W 3-1)	124	2:38
*Mar 16, 2007	at Clemson	4-6 L	4-8-1	6-6-2	9	17-5-0	0-4-0	Bajoczky, T. (L 3-2)	4127	2:12
*Mar 17, 2007	at Clemson	2-7 L	2-7-0	7-12-0	9	17-6-0	0-5-0	Ness, M. (L 3-1)	4485	2:12
*Mar 18, 2007	at Clemson	6-9 L	6-7-2	9-12-2	9	17-7-0	0-6-0	Foreman, J. (L 1-1)	4092	2:42
*Mar 23, 2007	GEORGIA TECH	2-3 L	2-8-1	3-8-3	9	17-8-0	0-7-0	Anderson, J. (L 2-1)	417	2:42
*Mar 24, 2007	GEORGIA TECH	W 3-0	3-7-2	0-6-2	9	18-8-0	1-7-0	Bajoczky, T. (W 4-2)	438	2:09
*Mar 25, 2007	GEORGIA TECH	1-5 L	1-7-0	5-8-1	9	18-9-0	1-8-0	Manno, C. (L 0-1)	362	2:30
Mar 27, 2007	at Campbell	W 11-7	11-14-0	7-11-2	9	19-9-0	1-8-0	Currier, W. (W 2-0)	627	2:45
*Mar 30, 2007	FLORIDA STATE	3-15 L	3-9-5	15-18-0	9	19-10-0	1-9-0	Hassan, A. (L 2-1)	568	2:53
*Mar 31, 2007	FLORIDA STATE	W 8-5	8-10-2	5-7-0	9	20-10-0	2-9-0	Bajoczky, T. (W 5-2)	842	2:37
*Apr 01, 2007	FLORIDA STATE	5-8 L	5-11-4	8-14-0	9	20-11-0	2-10-0	Wolcott, A. (L 3-2)	683	2:36
Apr 03, 2007	at Davidson	W 17-12	17-19-3	12-13-1	9	21-11-0	2-10-0	Currier, W. (W 3-0)	197	3:09
*Apr 06, 2007	at Virginia	0-4 L	0-4-0	4-8-0	9	21-12-0	2-11-0	Hassan, A. (L 2-2)	1569	1:54
*Apr 07, 2007	at Virginia	W 13-9	13-17-3	9-10-2	9	22-12-0	3-11-0	Bajoczky, T. (W 6-2)	1532	3:10
*Apr 08, 2007	at Virginia	1-8 L	1-4-2	8-10-2	9	22-13-0	3-12-0	Ness, M. (L 3-2)	1626	2:09
*Apr 13, 2007	at North Carolina	0-7 L	0-9-1	7-12-2	9	22-14-0	3-13-0	Hassan, A. (L 2-3)	2835	2:12
*Apr 14, 2007	at North Carolina	W 9-3	9-11-2	3-7-1	9	23-14-0	4-13-0	Bajoczky, T. (W 7-2)	-	2:40
*Apr 14, 2007	at North Carolina	4-7 L	4-6-1	7-11-1	9	23-15-0	4-14-0	Ness, M. (L 3-3)	2925	2:33
Apr 17, 2007	UNC GREENSBORO	0-6 L	0-5-1	6-12-0	9	23-16-0	4-14-0	Wolcott, A. (L 3-3)	161	2:43
*Apr 20, 2007	MARYLAND	4-5 L	4-11-1	5-16-1	(11)	23-17-0	4-15-0	Anderson, J. (L 2-2)	367	3:20
*Apr 21, 2007	MARYLAND	W 11-1	11-12-0	1-8-1	9	24-17-0	5-15-0	Bajoczky, T. (W 8-2)	711	2:30
*Apr 22, 2007	MARYLAND	W 4-2	4-10-1	2-5-1	9	25-17-0	6-15-0	Wolcott, A. (W 4-3)	287	2:10
Apr 24, 2007	CAMPBELL	W 12-0	12-19-1	0-8-0	9	26-17-0	6-15-0	Anderson, J. (W 3-2)	194	2:21
*Apr 27, 2007	at Wake Forest	6-13 L	6-10-2	13-18-1	9	26-18-0	6-16-0	Hassan, A. (L 2-4)	912	2:39
*Apr 28, 2007	at Wake Forest	3-4 L	3-11-0	4-9-2	(10)	26-19-0	6-17-0	Seander, M. (L 0-2)	1273	2:37
*Apr 29, 2007	at Wake Forest	2-8 L	2-9-4	8-13-1	9	26-20-0	6-18-0	Anderson, J. (L 3-3)	1109	2:13
May 09, 2007	at UNC Greensboro	W 5-4	5-8-1	4-8-0	9	27-20-0	6-18-0	Ness, M. (W 4-3)	286	3:17
*May 11, 2007	VIRGINIA TECH	W 9-4	9-10-4	4-12-3	9	28-20-0	7-18-0	Bajoczky, T. (W 9-2)	158	2:41
*May 12, 2007	VIRGINIA TECH	W 7-1	7-9-2	1-4-1	9	29-20-0	8-18-0	Currier, W. (W 4-0)	223	1:55
*May 13, 2007	VIRGINIA TECH	4-8 L	4-5-0	8-13-0	9	29-21-0	8-19-0	Hassan, A. (L 2-5)	253	2:29
May 15, 2007	NORTH CAROLINA A&T	9-13 L	9-14-3	13-19-1	(11)	29-22-0	8-19-0	Perry, R. (L 0-1)	523	3:52
*May 17, 2007	at Miami	3-9 L	3-8-0	9-10-0	9	29-23-0	8-20-0	Anderson, J. (L 3-4)	1224	2:35
*May 18, 2007	at Miami	1-5 L	1-7-1	5-8-0	9	29-24-0	8-21-0	Bajoczky, T. (L 9-3)	2391	2:34
*May 19, 2007	at Miami	5-14 L	5-11-1	14-15-1	9	29-25-0	8-22-0	Hassan, A. (L 2-6)	1993	2:54

\* = Conference game

() extra inning game



# 2007 Duke Baseball In Review



The Duke baseball team is coming off a tremendous 2007 campaign in which the Blue Devils put together the most wins, the highest batting average and the lowest team ERA in nearly a decade. Three Blue Devils were taken in the 2007 MLB Draft, including All-ACC selection Tony Bajoczky.

The 2007 Duke baseball team finished the regular season at 29-25, marking the most wins for the program since 1998. Included in the near 30-win season were upsets over the No. 1 and No. 2 ranked teams in the country as well as a shutout against Georgia Tech and series wins over ACC foes Maryland and Virginia Tech.

Led by the bats of senior **Jonathan Anderson**, juniors **Jimmy Gallagher** and **Brett Bartles** and sophomores **Nate Freiman** and **Matt Williams**, the Blue Devils batted over .300 for the first time in nearly a decade. Freiman, Gallagher, Anderson and Williams all batted over .300 with Freiman leading the way at .369, while Bartles tied Freiman for the team lead with seven home runs and 48 RBI. Both Bartles and Gallagher displayed enough talent to earn early draft selections and elected to forego their senior seasons in pursuit of a professional career in the major leagues. Two-way player **Alex Hassan** was also one of Duke's top producers, accounting for 73 runs on the season, while freshman classmate **Gabriel Saade** showed his offensive potential with five home runs, 11 stolen bases and a .456 slugging percentage. Junior **Jonathan Nicolla** settled in comfortably as the designated hitter and finished with a .321 batting average and 18 RBI, while freshman infielder **Ryan McCurdy** finished with 21 RBI and 24 runs before being sidelined with a shoulder injury.

Duke's pitching staff was equally as effective, as the Blue Devils turned in a combined ERA of 4.50, marking the lowest clip since 1996. All-ACC performer and Boston Red Sox draft selection **Tony Bajoczky** was dominant all season, finishing at 9-3 with a 3.22 ERA, including a 6-3 record in conference play. Anderson also excelled on the mound, finishing with a career-best 2.91 ERA through 11 relief appearances and eight starts, while sophomore **Andrew Wolcott** contributed four victories and 62.0 innings through 17 appearances.

Duke's bullpen, anchored by Anderson and Freshman All-America closer **Michael Seander**, was one of the most reliable groups in recent history, as the Blue Devil relievers picked up 13 victories while turning in a combined 4.05 ERA. Seander quickly emerged as one of the top back-end relief specialists in the conference, racking up nine saves and a team-low 1.61 ERA over 28 appearances. Freshmen **Michael Ness**, **Will Currier** and **Jonathan Foreman** also solidified roles as Duke's top relievers, while sophomore **Kyle Butler** also provided a quality arm out of the bullpen.

The Blue Devils opened 2007 with a bang, rattling off a nine-game win streak that preceded a 15-1 start to the season. Included in the streak were a pair of three-game weekend sweeps over Mount St. Mary's and St. Bonaventure and another against Holy Cross to open the month of March.

Entering conference play, Duke dropped three games to Boston College, but rebounded to sweep Fairleigh Dickinson over a two-game spread by a combined score of 25-9, reaching double digits in each contest. Duke would go on to score 10 or more runs in 14 games, including all three bouts against St. Bonaventure.

In their second ACC series of the season, the Blue Devils fell just short of upsetting then-ranked No. 6 Clemson in the series opener before dropping a pair of hard-fought games to the Tigers on the road.

Duke would rebound over the second half of the season, however, beginning with a 3-0 shutout over Georgia Tech at Jack Coombs Field. The victory signaled the beginning of a breakout season for Bajoczky,

who held the Yellow Jackets scoreless on five hits through seven innings of work. Entering the matchup with a 3-2 record, Bajoczky would win six of his next seven decisions on the way to a 9-3 record on the season.

The momentum stayed in Bajoczky's favor entering the next ACC series, as the senior right-hander, along with some help from freshman relief specialists Ness and Seander, powered the Blue Devils to an 8-5 win over the then-ranked No. 1 team in the nation, Florida State. A three-RBI afternoon by Hassan and a pair of triples from sparked the offensive fireworks, which continued through a 17-12 win at Davidson and a 13-9 victory at Virginia over the following weekend.

With a head of steam entering the annual rivalry matchup against North Carolina, Duke upset the No. 2-ranked Tar Heels 9-3 on another strong outing from Bajoczky. Another offensive outburst, highlighted by three RBI from McCurdy and a pair of runs each from Williams and Anderson, allowed Bajoczky to cruise through eight innings of work before turning the ball over to Seander in the ninth inning.

Duke would then take two of three from ACC foe Maryland following an 11-1 mid-series victory and a 4-2 win in the series finale. Bajoczky tossed his first complete game of the season in Saturday's win, while Wolcott went six innings in the finale, allowing just two runs, before Seander took over with three hitless innings to close out the victory.

Duke followed with a 12-0 shutout over Campbell in which Gallagher went 5-for-6, while Frieman drove in four runs and Bartles and Hassan combined for five RBI. Anderson picked up the win with five scoreless innings, while Currier and seniors **Ron Causey** and **Ryan Perry** chipped in with a combined four scoreless innings in relief.

After dropping a road series at Wake Forest, the Blue Devils used a three-run ninth inning to overcome UNC Greensboro 5-4 and followed with a pair of conference wins over Virginia Tech. The three-game winning streak signaled the end of a tremendous run by the Blue Devils, which the team hopes to build off of in 2008.

## 2007 Statistical Leaders

### Offensive

Batting Average	Doubles
Nate Freiman.....369	Jimmy Gallagher.....20
Jimmy Gallagher.....360	Nate Freiman.....19
Jonathan Anderson.....337	Brett Bartles.....14
Slugging Percentage	Triples
Jimmy Gallagher.....559	Brett Bartles.....5
Nate Freiman.....553	Gabriel Saade.....3
Brett Bartles.....529	Alex Hassan.....3
On Base Percentage	Home Runs
Jimmy Gallagher.....461	Nate Freiman.....7
Nate Freiman.....435	Brett Bartles.....7
Jonathan Anderson.....417	Jimmy Gallagher.....6
Runs Scored	Total Bases
Jimmy Gallagher.....58	Nate Freiman.....120
Jonathan Anderson.....40	Jimmy Gallagher.....118
Alex Hassan.....39	Brett Bartles.....101
Hits	Walks
Nate Freiman.....80	Jimmy Gallagher.....38
Jimmy Gallagher.....76	Alex Hassan.....22
Jonathan Anderson.....64	2 tied at.....21
Runs Batted In	Stolen Bases
Nate Freiman.....48	Jimmy Gallagher.....16
Brett Bartles.....48	Jonathan Anderson.....14
Jimmy Gallagher.....43	Gabriel Saade.....11

### Pitching

Earned Run Average	Games Started
Tony Bajoczky.....3.22	Tony Bajoczky.....14
Michael Ness.....4.97	Alexander Hassan.....11
Alex Hassan.....5.80	Andrew Wolcott.....10
Wins	Batters SO Looking
Tony Bajoczky.....9	Tony Bajoczky.....16
3 tied at.....4	Michael Seander.....16
	Michael Ness.....13
Saves	Hits Allowed
Michael Seander.....9	Michael Ness.....66
Jonathan Anderson.....3	Alex Hassan.....72
	Tony Bajoczky.....76
Innings Pitched	Runs Allowed
Tony Bajoczky.....92.1	Tony Bajoczky.....38
Andrew Wolcott.....62.0	Michael Ness.....40
Michael Ness.....58.0	Alex Hassan.....48
Batters Struck Out	Earned Runs Allowed
Tony Bajoczky.....57	Michael Ness.....32
Michael Seander.....46	Tony Bajoczky.....33
Andrew Wolcott.....42	Alex Hassan.....35
Appearances	Walks Allowed
Michael Seander.....28	Michael Ness.....15
Michael Ness.....23	Andrew Wolcott.....20
Jonathan Anderson.....19	Tony Bajoczky.....23





# The Atlantic Coast Conference

## 2007 ACC Baseball Standings

### ATLANTIC DIVISION

School	ACC	Pct.	Overall	Pct.
Florida State	24-6	.800	49-13	.790
Clemson	18-12	.600	41-23	.641
NC State	16-14	.533	38-23	.623
Wake Forest	14-16	.467	34-29	.540
Boston College	12-17	.414	24-27	.471
Maryland	7-23	.233	26-30	.464

### COASTAL DIVISION

School	ACC	Pct.	Overall	Pct.
North Carolina	21-9	.700	57-16	.781
Virginia	19-9	.679	45-16	.738
Miami	17-13	.567	37-24	.607
Georgia Tech	15-14	.517	32-25	.561
<b>Duke</b>	<b>8-22</b>	<b>.267</b>	<b>29-25</b>	<b>.537</b>
Virginia Tech	7-23	.233	23-31	.426

**ACC Tournament Champion:** North Carolina

**ACC Tournament Runner-Up:** Wake Forest

**Tournament MVP:** Josh Horton (SS, North Carolina)

## 2007 All-ACC Baseball Team

### FIRST TEAM

Dustin Ackley	Fr.	1B	North Carolina
Andrew Carignan	Jr.	RP	North Carolina
Sean Doolittle	Jr.	DH/UT	Virginia
Eric Erickson	Fr.	SP	Miami
Brandon Guyer	Jr.	OF	Virginia
Mark Hallberg	Jr.	SS	Florida State
Bryan Henry	Sr.	SP	Florida State
Josh Horton	Jr.	SS	North Carolina
Danny Payne	Jr.	OF	Georgia Tech
Buster Posey	So.	C	Florida State
Jack Rye	Jr.	OF	Florida State
Marquez Smith	Sr.	3B	Clemson
Jason Stidham	Fr.	3B	Florida State
Tony Thomas, Jr.	Jr.	2B	Florida State
Jacob Thompson	So.	SP	Virginia
Matt Wieters	Jr.	C	Georgia Tech

### SECOND TEAM

David Adams	So.	2B	Virginia
Yonder Alonso	So.	1B	Miami
<b>Tony Bajoczyk</b>	<b>Sr.</b>	<b>SP</b>	<b>Duke</b>
Eric Campbell	So.	3B	Boston College
Brad Chalk	Jr.	OF	Clemson
Allan Dykstra	So.	1B	Wake Forest
Tim Fedroff	Fr.	OF	North Carolina
Tim Federowicz	So.	DH/UT	North Carolina
Reid Fronk	Jr.	OF	North Carolina
Mark Gildea	So.	OF	Florida State
Taylor Harbin	Jr.	SS	Clemson
Casey Lambert	Sr.	RF	Virginia
Caleb Mangum	Sr.	C	N.C. State
Daniel Moskos	Jr.	SP	Clemson
Eric Surkamp	So.	SP	N.C. State
Robert Woodard	Sr.	SP	North Carolina

### ACC PLAYER OF THE YEAR

Tony Thomas, Jr., Florida State

### ACC PITCHER OF THE YEAR

Bryan Henry, Florida State

### ACC FRESHMAN OF THE YEAR

Dustin Ackley, North Carolina

### ACC COACH OF THE YEAR

Mike Martin, Florida State

Consistency. It is the mark of true excellence in any endeavor.

However, in today's intercollegiate athletics, competition has become so balanced and so competitive that it is virtually impossible to maintain a high level of consistency.

Yet the Atlantic Coast Conference has defied the odds. Now in its 55th year of competition, the ACC has long enjoyed the reputation as one of the strongest and most competitive intercollegiate conferences in the nation. And that is not mere conjecture, the numbers support it.

Since the league's inception in 1953, ACC schools have captured 106 national championships, including 56 in women's competition and 50 in men's (through fall 2007). In addition, NCAA individual titles have gone to ACC student-athletes 139 times in men's competition and 86 times in women's action.

The Wake Forest Demon Deacons captured the league's first baseball national title in 1954, the inaugural season of ACC baseball. The Miami Hurricanes, who joined the ACC for the 2004-05 campaign, has claimed four national hardball titles (1982, 1985, 1999, 2001) over the past 25 years.

Last season, the ACC produced another record season as it led all conferences and tied the league record for the second year in a row and third all-time with seven teams participating in the NCAA Tournament. Six of the seven teams (Clemson, Florida State, Miami, North Carolina, NC State and Virginia) returned to the national postseason event, while Wake Forest made an NCAA appearance for the first time since 2003. It marked the fifth time in ACC history that at least six teams received a bid into the national tournament. In addition, the ACC was one of two conferences to have a pair of teams garner a national seed as North Carolina earned the No. 3 overall seed and Florida State was No. 6. Over the last 11 years, the current 12 ACC schools have combined for 72 NCAA Tournament appearances, winning 61 percent of their games (236-152) and taking 17 trips to the College World Series.

The league also received unprecedented coverage in 2007, as a total of 53 ACC games were televised by various markets including all 13 contests in the ACC Baseball Tournament for the first time in league history. This year's coverage of the ACC Championship on a collection of six different television networks showcased the tournament being played in a round-robin format for the first time ever. North Carolina captured its first championship crown in 18 years and fifth overall, while Wake Forest became only the second No. 8 seeded team to advance to the title game, and individual session attendance was shattered three times.

After sending an ACC-record four teams to the College World Series in 2006, North Carolina returned to the CWS as the league's lone representative in 2007. The Tar Heels battled their way back to the CWS championship series for the second-straight year, a feat accomplished only twice in school history, but later succumbed to the defending national champion Oregon State Beavers. In the 61 years of the CWS, the battle between UNC and Oregon State marked only the second back-to-back national championship match-up in the event's history. UNC became the

fifth team to post consecutive runner-up finishes in the CWS and was one of three teams to have made a pair of appearances in the CWS finals since the NCAA went to its current championship format in 2003. The Tar Heels finished the 2007 season with an NCAA-best 57 victories and ranked second in the nation with a combined 111 wins from the past two years. (Rice led with 113.)

For the 16th straight season, the ACC posted a non-conference winning percentage over 60 percent, winning 73 percent of the games played against non-conference opponents in 2007. The ACC recorded 244 wins last season, pushing the conference's record to 3,913-1,560-20 (.714) in non-league play since 1990.

Last season marked just the second year of divisional play for the ACC, as Florida State won its first Atlantic title and North Carolina repeated as the Coastal winner. The 2007 championship, which was held at The Baseball Grounds of Jacksonville for third straight year, featured a new look as the tournament changed to a round-robin format. North Carolina captured its first championship crown in 18 years and fifth all-time after defeating Wake Forest, only the second No. 8 seeded team to advance to the title game, by a score of 3-2. The individual session attendance mark for the ACC Baseball Championship in 2007 was broken three times and produced the third-best showing in its 34 year history as 59,325 fans attended the five-day affair.

One of the most profound seasons for ACC baseball came in 2006 when the league established several records. It marked the first year of divisional play for the conference, as Clemson claimed the Atlantic Division title while North Carolina took home the Coastal Division crown. The league combined for a 255-86-1 record, setting an ACC mark for non-conference victories (255) in a single season. The previous record of 249 wins was set back in 2002. Not only did the ACC finish with the most wins (31) and the highest winning percentage (.674) among the 29 other conferences competing in the NCAA postseason in 2006, but the ACC also set a league record for the most teams (4) to make it to the CWS. With a 31-15 record, the ACC posted a winning percentage of .674, the third-best postseason showing in conference history. In addition, a new tournament attendance record was set at the 2006 ACC Championship as 73,251 fans attended the five-day event in Jacksonville.

The ACC has consistently infused Major League Baseball with talented players. The current 12 ACC schools have had 594 players selected in the MLB Draft since 1994, including 50 first-round picks. In 2007, the ACC set a new mark with 63 student-athletes selected in the Draft after sending a league-best 51 the previous year. The conference also had a trio of student-athletes chosen in the first round, extending the ACC's streak of at least one student-athlete selected in the first round to 16 consecutive years. Clemson led all schools for the second year in a row, as 11 Tigers were picked in the 2007 Draft. The ACC has produced four No. 1 overall picks in North Carolina's B.J. Surhoff in 1985, Florida State's Paul Wilson in 1994, Clemson's Kris Benson in 1996 and Miami's Pat Burrell in 1998.







# ACC Opponents

## Boston College Eagles

April 4-6 - College Park, Md.

Location	Chestnut Hill, Mass.
Founded	1863
Enrollment	14,500
Colors	Maroon & Gold
Home Field	Eddie Pellagrini Diamond
Field Dimensions	LF-330, CF-400, RF-320
Head Coach	Mik Aoki (Davidson, '90)
Record at Boston College (Yrs.)	24-27 (2 Yrs.)
Overall Record (Yrs.)	111-167 (6 Yrs.)
2007 Overall/Conf. Record	24-27 (12-17)
Letterwinners Returning/Lost	26/11
Position Starters Returning/Lost	3/6
Pitchers Returning/Lost	11/3
Baseball SID	Ben Warnick
SID Phone	(617) 552-4508
SID Fax	(617) 552-4903
SID Email	warnickb@bc.edu
Website	www.bceagles.com
Press Box Number	(617) 552-0530

## Clemson Tigers

April 18-20 - Durham, N.C.

Location	Clemson, S.C.
Founded	1889
Enrollment	12,309
Colors	Burnt Orange & Northwest Purple
Home Field	Boug Kingsmore Stadium
Field Dimensions	LF-320, LCF-370, CF-400, RCF-375, RF-330
Head Coach	Jack Leggett (Maine, '76)
Record at Clemson (Yrs.)	649-282 (14 Yrs.)
Overall Record (Yrs.)	1026-572 (28 Yrs.)
2007 Overall/Conf. Record	41-23 (18-12)
Letterwinners Returning/Lost	17/14
Position Starters Returning/Lost	5/4
Pitchers Returning/Lost	2/3
Baseball SID	Brian Hennessy
SID Phone	(864) 656-1921
SID Fax	(864) 656-0299
SID Email	bhenness@clemson.edu
Website	www.clemsonigers.com
Press Box Number	(864) 656-2118

## Georgia Tech Yellow Jackets

March 21-23 - Atlanta, Ga.

Location	Atlanta, Ga.
Founded	1885
Enrollment	16,793
Colors	Old Gold and White
Home Field	Russ Chandler Stadium (4,157)
Field Dimensions	LF-328, LC-391, CF-400, RC-353, RF-334
Head Coach	Danny Hall (Miami, OH, '77)
Record at Georgia Tech (Yrs.)	611-273 (14 Yrs.)
Overall Record (Yrs.)	819-390 (20 Yrs.)
2007 Overall/Conf. Record	32-25/15-14 (4th-Coastal)
Letterman Returning/Lost	19/10
Position Starters Returning/Lost	5/4
Pitchers Returning/Lost	9/4
Baseball SID	Cheryl Watts
SID Phone	404-894-5445
SID Fax	404-894-1248
SID Email	cwatts@athletics.gatech.edu
Website	www.RamblinWreck.com
Press Box Number	404-894-1248

## Maryland Terrapins

April 25-27 - Durham, N.C.

Location	College Park, Md.
Founded	1807
Enrollment	35,102
Colors	Red, White, Black and Gold
Home Field	Shipley Field (2,500)
Field Dimensions	LF-320, CF-380, RF-325
Head Coach	Terry Rupp (Tampa, '88)
Record at Maryland (Yrs.)	170-218 (7 Yrs.)
Overall Record (Yrs.)	385-298 (12 Yrs.)
2007 Overall/Conf. Record	26-30/7-23 (5th-Atlantic)
Letterwinners Returning/Lost	24/10
Position Starters Returning/Lost	9/2
Pitchers Returning/Lost	8/6
Baseball SID	Joey Flyntz
SID Phone	301-314-8093
SID Fax	301-314-9094
SID Email	tjflyntz@umd.edu
Website	www.UMTerps.com
Press Box Number	301-314-0379

## Miami Hurricanes

March 28-30 - Durham, N.C.

Location	Coral Gables, Fla.
Founded	1925
Enrollment	15,670
Colors	Orange, Green & White
Home Field	Mark Light Field
Field Dimensions	LF-330, LCF-365, CF-400, RCF-365, RF-330
Head Coach	Jim Morris (Elong, '73)
Record at Miami (Yrs.)	642-245-3 (14 Yrs.)
Overall Record (Yrs.)	1277-530-4 (28 Yrs.)
2007 Overall/Conf. Record	37-24 (17-13)
Letterwinners Returning/Lost	21/9
Position Starters Returning/Lost	7/2
Pitchers Returning/Lost	9/4
Baseball SID	Kerwin Lonzo
SID Phone	(305) 284-3248
SID Fax	(305) 284-2807
SID Email	klonzo@miami.edu
Website	www.hurricanesports.com
Press Box Number	(305) 284-1231

## North Carolina Tar Heels

March 7-9 - Durham, N.C.

Location	Chapel Hill, N.C.
Chartered	1789
Enrollment	27,700
Colors	Carolina Blue and White
Home Field	USA Baseball National Training Complex
Field Dimensions	LF-300, CF-400, RF-330
Head Coach	Mike Fox (North Carolina, '78)
Record at North Carolina (Yrs.)	398-176-1 (9 Yrs.)
Overall Record (Yrs.)	938-317-5 (24 Yrs.)
2007 Overall/Conf. Record	57-16 (21-9)
Letterwinners Returning/Lost	21/15
Position Starters Returning/Lost	7/2
Pitchers Returning/Lost	2/2
Baseball SID	John Martin
SID Phone	(919) 962-0084
SID Fax	(919) 843-2309
SID Email	johmartin@unc.edu
Website	www.TarHeelBlue.com
Press Box Number	(919) 962-3509

## N.C. State Wolfpack

April 11-13 - Raleigh, N.C.

Location	Raleigh, N.C.
Founded	1887
Enrollment	31,792
Colors	Red & White
Home Field	Doak Field
Field Dimensions	LF-325, LCF-370, CF-400, RCF-370, RF-330
Head Coach	Elliott Avent (VCU, '83)
Record at N.C. State (Yrs.)	416-258 (11 Yrs.)
Overall Record (Yrs.)	641-467 (19 Yrs.)
2007 Overall/Conf. Record	38-28 (16-14)
Letterwinners Returning/Lost	22/10
Position Starters Returning/Lost	6/3
Pitchers Returning/Lost	4/1
Baseball SID	Bruce Winkworth
SID Phone	(919) 515-1182
SID Fax	(919) 515-2898
SID Email	bruce_winkworth@ncsu.edu
Website	www.gopack.com
Press Box Number	(919) 513-0653

## Virginia Cavaliers

March 14-16 - Durham, N.C.

Location	Charlottesville, Va.
Founded	1819
Enrollment	20,399
Colors	Orange & Blue
Home Field	Davenport Field
Field Dimensions	LF-335, LCF-377, CF-408, RCF-377, RF-335
Head Coach	Brian O'Connor (Creighton, '93)
Record at Virginia (Yrs.)	177-66 (4 Yrs.)
Overall Record (Yrs.)	177-66 (4 Yrs.)
2007 Overall/Conf. Record	45-16 (19-9)
Letterwinners Returning/Lost	15/10
Position Starters Returning/Lost	4/5
Pitchers Returning/Lost	2/1
Baseball SID	Andy Fledderjohann
SID Phone	(434) 982-5131
SID Fax	(434) 982-5525
SID Email	fledder@virginia.edu
Website	www.virginiasports.com
Press Box Number	(434) 244-4071

## Virginia Tech Hokies

May 15-17 - Blacksburg, Va.

Location	Blacksburg, Va.
Founded	1872
Enrollment	28,000
Colors	Chicago Maroon & Burnt Orange
Home Field	English Field
Field Dimensions	LF-330, LCF-375, CF-400, RCF-375, RF-330
Head Coach	Pete Hughes (Davidson, '90)
Record at Virginia Tech (Yrs.)	23-31 (2 Yrs.)
Overall Record (Yrs.)	325-242-2 (12 Yrs.)
2007 Overall/Conf. Record	23-31 (7-23)
Letterwinners Returning/Lost	14/11
Position Starters Returning/Lost	7/5
Pitchers Returning/Lost	4/5
Baseball SID	Matt Kovatch
SID Phone	(540) 231-1894
SID Fax	(540) 231-6984
SID Email	mlk@vt.edu
Website	www.hokiesports.com
Press Box Number	(540) 231-8974

## Wake Forest Demon Deacons

May 9-11 - Winston-Salem, N.C.

Location	Winston-Salem, N.C.
Founded	1834
Enrollment	4,412
Colors	Old Gold & Black
Home Field	Hooks Stadium
Field Dimensions	LF-340, LCF-375, CF-400, RCF-370, RF-315
Head Coach	Rick Rembielak (Akron, '88)
Record at Wake Forest (Yrs.)	95-81 (4 Yrs.)
Overall Record (Yrs.)	468-332-1 (15 Yrs.)
2007 Overall/Conf. Record	34-29 (14-16)
Letterwinners Returning/Lost	22/6
Position Starters Returning/Lost	9/0
Pitchers Returning/Lost	9/4
Baseball SID	Scott Wortman
SID Phone	(336) 758-6099
SID Fax	(336) 758-5140
SID Email	wortmasm@wfu.edu
Website	www.wakeforestsports.com
Press Box Number	(336) 758-3731

## Atlantic Coast Conference Championship

April 4-6, Jacksonville, Fla.

Location	Jacksonville, Fla.
Site	Baseball Grounds of Jacksonville
Participants	Top-8 teams from regular season
Format	Round-robin between all 8 teams
Division A	Seeds #1, 4, 5 and 8
Division B	Seeds #2, 3, 6 and 7
2007 Champion	North Carolina
2007 Runner-Up	Wake Forest
<b>Past Champions</b>	
2006	Clemson
2005	Georgia Tech
2004	Florida State
2003	Georgia Tech
2002	Florida State
2001	Wake Forest
2000	Georgia Tech
1999	Wake Forest
1998	Wake Forest
1997	Florida State





# Non-Conference Opponents

## Alabama A&M BULLDOGS

Feb. 26-27 - Durham, N.C.

Location	Huntsville, Ala.
Founded	1875
Enrollment	6,000
Colors	Maroon and White
Conference	Southwestern Atlantic
Home Field	Bulldog Baseball Complex (500)
Head Coach	Jay Martin (Tuskegee '91)
Record at Alabama A&M (Yrs.)	10-19 (1 Yr.)
Overall Record (Yrs.)	10-19 (1 Yr.)
2007 Overall/Conf. Record	10-29 (4-17)
Letterwinners Returning/Lost	21/9
Position Starters Returning/Lost	3/5
Pitchers Returning/Lost	3/4
Baseball SID	Thomas Galbraith
SID Phone	(256) 372-4005
SID Fax	(256) 372-5919
SID Email	aamusportsinfo@yahoo.com
Website	www.AAMUSports.com
Press Box Number	None

## Brown Bears

March 25 - Durham, N.C.

Location	Providence, R.I.
Founded	1764
Enrollment	5,754
Colors	Seal Brown, Cardinal Red and White
Conference	Ivy League
Home Field	Murray Stadium
Head Coach	Marek Drabinski (Connecticut '91)
Record at Brown (Yrs.)	211-276-1 (11 Yrs.)
Overall Record (Yrs.)	211-276-1 (11 Yrs.)
2007 Overall/Conf. Record	27-21 (14-6)
Letterwinners Returning/Lost	20/7
Position Starters Returning/Lost	5/4
Pitchers Returning/Lost	7/5
Baseball SID	Christopher Hatfield
SID Phone	(401) 863-6069
SID Fax	(401) 863-1436
SID Email	Christopher.Hatfield@brown.edu
Website	www.BrownBears.com
Press Box Number	(401) 863-9427

## Campbell Fighting Camels

April 16 - Buies Creek, N.C./May 13 - Durham, N.C.

Location	Buies Creek, N.C.
Founded	1887
Enrollment	6,654
Colors	Orange & Black
Conference	Atlantic Sun
Home Field	Taylor Field (1,000)
Head Coach	Greg Goff (Delta State '94)
Record at Campbell (Yrs.)	First Season
Overall Record (Yrs.)	First Season
2007 Overall/Conf. Record	11-45 (5-22)
Letterwinners Returning/Lost	16/11
Position Starters Returning/Lost	6/3
Pitchers Returning/Lost	2/2
Baseball SID	Quinn LeSage
SID Phone	(910) 814-4367
SID Fax	(910) 893-1330
SID Email	lesage@campbell.edu
Website	www.gocamels.com
Press Box Number	(910) 814-4781

## Columbia Lions

March 1-2 - Durham, N.C.

Location	New York, NY
Founded	1754
Enrollment	5,621
Colors	Columbia Blue & White
Conference	Ivy League
Home Field	Andy Coakley Field (300)
Head Coach	Brett Boretz (Davidson, '94)
Record at Columbia (Yrs.)	29-60-1 (3 Yrs.)
Overall Record (Yrs.)	145-142-1 (8 Yrs.)
2007 Overall/Conf. Record	16-28-1 (10-10)
Letterwinners Returning/Lost	16/5
Position Starters Returning/Lost	7/2
Pitchers Returning/Lost	9/3
Baseball SID	Kate Lombard
SID Phone	(212) 854-9870
SID Fax	(212) 854-8168
SID Email	kel2102@columbia.edu
Website	www.gocolumbialions.com
Press Box Number	None

## Davidson Wildcats

April 23 - Davidson, N.C./May 6 - Durham, N.C.

Location	Davidson, N.C.
Founded	1837
Enrollment	1,700
Colors	Red and Black
Conference	Southern
Home Field	Wilson Field (700)
Head Coach	Dick Cooke (Richmond, '78)
Record at Davidson (Yrs.)	335-527-1 (17 Yrs.)
Overall Record (Yrs.)	346-559-1 (18 Yrs.)
2007 Overall/Conf. Record	19-34 (8-19)
Letterwinners Returning/Lost	20/11
Position Starters Returning/Lost	5/4
Pitchers Returning/Lost	11/6
Baseball SID	Marc Gignac
SID Phone	(704) 894-2123
SID Fax	(704) 894-2636
SID Email	magignac@ davidson.edu
Website	www.DavidsonWildcats.com
Press Box Number	(704) 894-2740

## Hartford Hawks

March 18-19 - Durham, N.C.

Location	West Hartford, Conn.
Founded	1877
Enrollment	4,796
Colors	Scarlet and White
Conference	America East
Home Field	Campus Field
Head Coach	Jeff Calcatera (Indiana, '92)
Record at Hartford (Yrs.)	32-102 (3 Yrs.)
Overall Record (Yrs.)	32-102 (3 Yrs.)
2007 Overall/Conf. Record	15-34 (9-14)
Letterwinners Returning/Lost	21/7
Position Starters Returning/Lost	7/2
Pitchers Returning/Lost	14/2
Baseball SID	Dan Ruede
SID Phone	(860) 768-4501
SID Fax	(860) 768-4068
SID Email	ruede@hartford.edu
Website	www.HartfordHawks.com
Press Box Number	None

## Iona Gael s

Feb. 22-24 - Durham, N.C.

Location	New Rochelle, NY
Founded	1940
Enrollment	3,045
Colors	Maroon & Gold
Conference	Metro Atlantic Athletic
Home Field	Salesian Field (450)
Head Coach	Pat Carey (Providence '98)
Record at Iona (Yrs.)	38-77 (3 Yrs.)
Overall Record (Yrs.)	38-77 (3 Yrs.)
2007 Overall/Conf. Record	16-35 (8-18)
Letterwinners Returning/Lost	22/7
Position Starters Returning/Lost	5/4
Pitchers Returning/Lost	10/1
Baseball SID	Brian Beyrer
SID Phone	(914) 633-2334
SID Fax	(914) 633-2072
SID Email	bbeyrer@iona.edu
Website	www.ICGael s.com
Press Box Number	None

## Longwood LANCERS

May 5 - Durham, N.C.

Location	Farmville, VA
Founded	1839
Enrollment	4,500
Colors	Blue & White
Conference	Independent
Home Field	Lancer Stadium (500)
Head Coach	Buddy Bolding (Milligan, '73)
Record at Longwood (Yrs.)	795-409-3 (29 Yrs.)
Overall Record (Yrs.)	795-409-3 (29 Yrs.)
2007 Overall/Conf. Record	34-19 (N/A)
Letterwinners Returning/Lost	15/14
Position Starters Returning/Lost	7/1
Pitchers Returning/Lost	6/6
Baseball SID	Greg Prouty
SID Phone	(434) 395-2097
SID Fax	(434) 395-2568
SID Email	proutygd@longwood.edu
Website	www.LongwoodLancers.com
Press Box Number	(434) 395-2710

## N.C. Central Eagles

March 26, April 15 - Durham, N.C.

Location	Durham, N.C.
Founded	1910
Enrollment	8,383
Colors	Maroon and Gray
Conference	Independent
Home Field	Durham Bulls Athletic Park
Head Coach	Henry White (St. Augustine's)
Record at N.C. Central (Yrs.)	21-24 (1 Yr.)
Overall Record (Yrs.)	348-296 (22 Yrs.)
2007 Overall/Conf. Record	21-24 (15-5 CIAA)
Letterwinners Returning/Lost	15/4
Position Players Returning/Lost	11/4
Pitchers Returning/Lost	4/0
Baseball SID	Kyle Serba
SID Phone	(919) 530-7054
SID Fax	(919) 530-5426
SID Email	kserba@ncu.edu
Website	www.NCCUEaglePride.com
Press Box Number	None

## Quinnipiac Bobcats

March 11 - Durham, N.C.

Location	Hamden, Conn.
Founded	1929
Enrollment	7,000
Colors	Navy and Gold
Conference	Northeast
Home Field	Bobcats Field (1,000)
Head Coach	Dan Gooley (Quinnipiac '69)
Record at Quinnipiac (Yrs.)	332-263-7 (18 Yrs.)
Overall Record (Yrs.)	433-353-8 (23 Yrs.)
2007 Overall/Conf. Record	29-18-1 (21-7)
Letterwinners Returning/Lost	19/7
Position Starters Returning/Lost	5/4
Pitchers Returning/Lost	10/2
Baseball SID	Ken Sweeten
SID Phone	(203) 582-8625
SID Fax	(203) 582-5385
SID Email	kfsweeten@quinnipiac.edu
Website	www.QuinnipiacBobcats.com
Press Box Number	None

## Richmond Spider s

March 12 - Durham, N.C.

Location	Richmond, VA
Founded	1830
Enrollment	2,950
Colors	Red & Blue
Conference	Atlantic 10
Home Field	Pitt Field (600)
Head Coach	Mark McQueen (Sam Houston St., '84)
Record at Richmond (Yrs.)	First Season
Overall Record (Yrs.)	First Season
2007 Overall/Conf. Record	32-28 (18-9)
Letterwinners Returning/Lost	20/12
Position Starters Returning/Lost	5/4
Pitchers Returning/Lost	4/0
Baseball SID	Mike DeGeorge
SID Phone	(804) 287-6313
SID Fax	(804) 289-8820
SID Email	mdegeorg@richmond.edu
Website	www.richmondspiders.com
Press Box Number	(804) 289-8714

## UNC Greensboro Spartans

April 9 - Durham, N.C./April 22 - Greensboro, N.C.

Location	Greensboro, N.C.
Founded	1891
Enrollment	16,600
Colors	Gold, White & Navy
Conference	Southern
Home Field	UNCG Baseball Stadium (3,500)
Head Coach	Mike Gaski (Detroit '73)
Record at UNCG (Yrs.)	525-404-1 (17 Yrs.)
Overall Record (Yrs.)	525-404-1 (17 Yrs.)
2007 Overall/Conf. Record	30-30 (14-13 SoCon)
Letterwinners Returning/Lost	18/6
Position Players Returning/Lost	7/3
Pitchers Returning/Lost	6/7
Baseball SID	Christy Kramer
SID Phone	(336) 334-5615
SID Fax	(336) 334-3182
SID Email	cmkramer@uncg.edu
Website	www.UNCGSpartans.com
Press Box Number	(336) 334-3885

## Valparaiso Crusaiders

March 5 - Durham, N.C.

Location	Valparaiso, IN
Founded	1859
Enrollment	4,000
Colors	Brown & Gold
Conference	Horizon League
Home Field	Emory G. Bauer Field (500)
Head Coach	Tracy Woodson (N.C. State, '84)
Record at Valparaiso (Yrs.)	22-34 (1 Yr.)
Overall Record (Yrs.)	22-34 (1 Yr.)
2007 Overall/Conf. Record	22-34 (10-10)
Letterwinners Returning/Lost	18/13
Position Starters Returning/Lost	4/5
Pitchers Returning/Lost	3/2
Baseball SID	Ryan Wronkowicz
SID Phone	(219) 464-5232
SID Fax	(219) 464-5762
SID Email	ryan.wronkowicz@valpo.edu
Website	www.valpo.edu/athletics
Press Box Number	None



# Academic Honors

## GTE Academic All-America

1994	Sean McNally, 3B	3rd Team
1982	Tom Amidon, 3B	1st Team
1980	Kevin Rigby, 2B	1st Team

## GTE Academic All-District

1994	Sean McNally, 3B	3rd Team
1991	David Norman, DH	1st Team
1982	Tom Amidon, 3B	1st Team
1980	Kevin Rigby, 2B	1st Team

## All-ACC Academic

2007	Tony Bajoczky
	Nate Freiman
	Gabriel Saade
	Matt Williams
2006	Nate Freiman
	Daniel Palmer
	Javier Socorro

Throughout the 119-year history of the Duke baseball program, the Blue Devils have seen more than 20 head coaches, three ACC Championships and over 1,700 victories. Duke has experienced its share of winning and losing seasons, but the one constant has been the academic performance of its student-athletes.

The Duke baseball team has long enjoyed a tradition of academic excellence. The Blue Devils lay claim to three Academic All-America selections and four Academic All-District honorees. Additionally, Duke has placed seven student-athletes on the All-ACC Academic Baseball team since the yearly award was instituted in 2006. Duke placed three student-athletes on the inaugural list and followed with four more in 2007, including repeat selection **Nate Freiman**.

Duke baseball has also made a strong showing year-in and year-out on the ACC's annual ACC Academic Honor Roll. Duke has placed 205 student-athletes on the annual list, including 17 four-time selections and 25 three-time honorees. The Duke baseball team has played a significant role in helping Duke University place the most student-athletes on the ACC Academic Honor Roll for 19 consecutive years.

The program's strong academic tradition has strengthened during the tenure of third-year head coach **Sean McNally**, who was an Academic All-America and a four-time ACC Academic Honor Roll selection during his playing career at Duke from 1991-94. McNally has ensured that the tradition of academic excellence remains at the forefront of the baseball program and seeks out potential recruits who fill the mold of the Duke student-athlete.


Three members of McNally's first recruiting class were named to the ACC Academic Honor Roll as freshmen, while **Gabriel Saade** also earned a spot on the All-ACC Academic squad after his first year as a Blue Devil.

Four former Duke standouts, including **Brett Bartles**, **Larry Broadway**, **Ryan Jackson** and **Tony Runion**, who elected to forego their senior seasons after being drafted as juniors, have also returned under McNally's watch to complete their degree requirements.

## ACC Academic Honor Roll (Listed alphabetically)

A	
Name	Times Earned
Les Aiello	1
David Albright	3
Jeff Alleva	4
Thomas Amidon	4
Daniel Arlen	1
B	
Tony Bajoczky	4
Donald Battjer	1
Kyle Beachamp	1
Doug Bechtold	2
Jeff Becker	1
Karl Benzio	1
John Berger	2
Richard Bersin	4
Troy Blackburn	1
Randolph Blanchard	1
Hunter Bledsoe	1
Scott Bles	3
Jeff Blickman	2
Brian Bochow	1
Roy Bostock	1
David Bouchard	1
Larry Broadway	1
Gary Brown	1
Michael Budka	1
Greg Burke	1
Craig Buschman	3
<b>Kyle Butler</b>	1
C	
W.S. Campbell	1
Chris Capuano	3
Ryan Caradonna	2
Troy Caradonna	1
Christopher Carlton	2
Frankie Chiou	2
Carl Chronister	1
Clayton Connor	1
Darryl Copeland	1
Frederick Cornnell	1
John Courtright	2
Stephen Cowie	4
Charles Cox	1
Robbie Cox	2
William Cox	2
Stephen Cupps	1
D	
David Darwin	1
Doug Davis	2
Gerry Day	2
Paul DeMarco	1

E	
Stephen Denison	2
Justin DiLucchio	2
Richard Dixon	2
George Domhoff	1
Fred Donegan	1
James Donegan	2
Brad DuPree	2
Russell Durfee	1
F	
Craig Eskay	1
Ron Esquieres	3
G	
Austin Fearnow	1
Jim Fishburn	3
Chris Flaherty	1
Michael Fletcher	3
Don Fowler	1
<b>Nate Freiman</b>	2
Tim Fremuth	2
Thomas Furlow	1
H	
Jimmy Gallagher	2
Ted Gardner	2
Adam Geis	1
David Gernerchak	3
David Going	1
Wes Goodner	2
Randy Goodroe	4
Steve Gordon	3
<b>Jeremy Gould</b>	1
John Griffin	3
Jared Griffis	1
Scott Grossi	1
I	
Marc Hafer	1
Chris Hammond	4
Matt Harrell	3
Philip Harrell	3
<b>Alex Hassan</b>	1
David Hawkins	3
Tom Hawkins	2
Robert Hayes	1
Carter Hill	1
David Holloway	1
Jeremy Horowitz	2
Clinton Hutto	2
J	
Drew Jerdan	1
Brad Johnson	1
David Johnson	1
John Johnson	1



Duke head coach Sean McNally was a third team Academic All-America and a four-year member of the ACC Academic Honor Roll during his playing career at Duke.



2007 graduate and MLB draft choice Tony Bajoczky was a four-year member of the ACC Academic Honor Roll and appeared on the ACC All-Academic squad as a senior.

Stephen Denison	2
Justin DiLucchio	2
Richard Dixon	2
George Domhoff	1
Fred Donegan	1
James Donegan	2
Brad DuPree	2
Russell Durfee	1

E	
Craig Eskay	1
Ron Esquieres	3

F	
Austin Fearnow	1
Jim Fishburn	3
Chris Flaherty	1
Michael Fletcher	3
Don Fowler	1
<b>Nate Freiman</b>	2
Tim Fremuth	2
Thomas Furlow	1

G	
Jimmy Gallagher	2
Ted Gardner	2
Adam Geis	1
David Gernerchak	3
David Going	1
Wes Goodner	2
Randy Goodroe	4
Steve Gordon	3
<b>Jeremy Gould</b>	1
John Griffin	3
Jared Griffis	1
Scott Grossi	1

H	
Marc Hafer	1
Chris Hammond	4
Matt Harrell	3
Philip Harrell	3
<b>Alex Hassan</b>	1
David Hawkins	3
Tom Hawkins	2
Robert Hayes	1
Carter Hill	1
David Holloway	1
Jeremy Horowitz	2
Clinton Hutto	2

J	
Drew Jerdan	1
Brad Johnson	1
David Johnson	1
John Johnson	1





# Academic Honors



First baseman and designated hitter David Norman was a four-time member of the ACC Academic Honor Roll and an Academic All-District selection in 1991.

Andrew Jones.....	2
Harry Jones.....	1
Sidney Jones.....	2
Casey Jowers.....	3

## K

Ronald Kalish.....	1
Charles Kantor.....	2
Kevin Kelly.....	3
Mike King.....	3
Mike Kotarski.....	1
<b>Kyle Kreick.....</b>	<b>2</b>

## L

Lee Lawrence.....	1
Paul Levinson.....	1
Todd Lieber.....	1
Jordan Litrownik.....	4
Adam Loftin.....	2
Kirk Louderback.....	1

## M

Gregg Maluchnik.....	2
Daniel Mangiapani.....	3
Mark Manuel.....	1
Tigger Marshall.....	1
David Mason.....	4
Charles Mathis.....	2
Alex McGimpsey.....	1
Sean McNally.....	4
Michael McNamara.....	1
Stuart Meadows.....	1
Greg Mencia.....	2
Edward Messikomer.....	1
Mike Miello.....	2
Donald Mikush.....	1
William Miller.....	1
Robert Moore.....	1
Bill Muldowney.....	1
Adam Murray.....	1

## N

Carl Nelson.....	1
Edward Nolan.....	2
David Norman.....	4
Brad Novak.....	2
Chalmers Nunn.....	4

## O

Sean O'Brien.....	1
Mike Olexa.....	2
Greg Oriscello.....	2
Danny Otero.....	1

## P

Daniel Palmer.....	4
--------------------	---

## 2007 ACC Academic Honor Roll Members

Tony Bajoczky	Kyle Butler	Nate Freiman
Jimmy Gallagher	Jeremy Gould	Alex Hassan
Kyle Kreick	Ryan Perry	Gabriel Saade
Matt Williams		

## Four-Time Members Of The ACC Academic Honor Roll

Jeff Alleva	Thomas Amidon	Tony Bajoczky
Richard Bersin	Stephen Cowie	Randy Goodroe
Chris Hammond	Jordan Litrownik	David Mason
Sean McNally	David Norman	Chalmers Nunn
Daniel Palmer	Jim Perry	Teddy Sullivan
Steve Shoettmer	Douglas Stoehr	

## Three-Time Members Of The ACC Academic Honor Roll

David Albright	Scott Bles	Craig Buschman
Chris Capuano	Ron Esquienes	Jim Fishburn
Michael Fletcher	David Gernerchak	Steve Gordon
John Griffin	Matt Harrell	Philip Harrell
David Hawkins	Casey Jowers	Kevin Kelly
Mike King	Daniel Mangiapani	Garrett Pfeifer
Bruce Quintana	Walt Rak	Scott Schoeneweis
Alan Schwartz	Ryan Sember	Bryan Smith
Gideon Thompson		

Brian Patrick.....	2
Andrew Penrod.....	1
Jim Perry.....	4
Kevin Perry.....	2
<b>Ryan Perry.....</b>	<b>3</b>
Garrett Pfeifer.....	1
Dan Phelan.....	1
Ed Piecaynski.....	1
Marc Plescia.....	2
John Poff.....	1
Dan Price.....	2

## Q

Bruce Quintana.....	3
Albert Quinton.....	1

## R

Walt Rak.....	3
Steven Ratcliffe.....	1
Brent Reid.....	2
Richard Remigallo.....	1
Tim Roberts.....	2
Jonathan Rosenblum.....	1
Chase Russell.....	2
Bruce Ruzinsky.....	1

## S

<b>Gabriel Saade.....</b>	<b>1</b>
Jimmy Saris.....	1
Michael Schafer.....	1
Vaughn Schill.....	2
Scott Schoeneweis.....	3
Steve Schoettmer.....	4
Zach Schreiber.....	2
Steve Schroeder.....	2
Alan Schwartz.....	3
Brad Schwartz.....	2
Joseph Seaton.....	2
Ryan Sember.....	3
Kyle Silver.....	1
David Simon.....	1
James Simpson.....	1
Brian Smith.....	1
Bryan Smith.....	3
Bryan Smith.....	1
Christopher Smith.....	1
James Smith.....	1
Javier Socorro.....	2
Craig Starman.....	2
Jeff Staubach.....	1
Bob Steinbruegge.....	1
Charles Stephens.....	1
Douglas Stoehr.....	4
Mike Suglia.....	1
Michael Sullivan.....	1
Teddy Sullivan.....	4

## Duke Baseball I And The ACC Academic Honor Roll

Each season, the Atlantic Coast Conference recognizes its student-athletes who successfully balance the rigors of playing Division I athletics with performance in the classroom. Student-athletes who meet the criteria are listed in the ACC's annual Academic Honor Roll, which is released at the beginning of each academic year.

To be eligible for the ACC Academic Honor Roll, the student-athlete must have maintained at least a 3.0 grade point average during the previous academic year in addition to participating in a varsity level sport. In the most recent 2006-07 Academic Honor Roll, Duke led all ACC schools after placing 394 student-athletes on the prestigious list. Last year's list marked the 19th straight year in which Duke placed the most student-athletes on the ACC Academic Honor Roll.

Ten of Duke's selections were members of the baseball team, three of which were freshmen and five of which have picked up multiple honors in their career.


T	
Willie Taylor.....	1
Gideon Thompson.....	3
Kevin Thompson.....	1
Raymond Toher.....	2
James Turner.....	2

## W

Blake Walker.....	1
Richard Warren.....	1
Robert Weitzman.....	1
Jim Wendling.....	1
Charles Wickcliffe.....	1
Phil Wilhelm.....	1
David Williams.....	2
<b>Matt Williams.....</b>	<b>2</b>
Mark Witte.....	1
<b>Andrew Wolcott.....</b>	<b>1</b>

## Z

Jack Zarinsky.....	2
Jeff Ziegler.....	1
William Zempolich.....	1



Junior Nate Freiman has appeared on the ACC Academic Honor Roll and the All-ACC Academic team in each of his first two years at Duke.



# National Honors

## All-America

### Coaches

1992 Quinton McCracken, 2B..3rd Team  
 1957 Dave Sime, OF.....2nd Team  
 1954 Al Spangler, OF.....3rd Team  
 1953 Al Spangler, OF.....3rd Team  
 1952 Joe Lewis, P.....2nd Team  
 Bill Werber, 1B.....1st Team  
 Dick Groat, SS .....1st Team  
 1951 Bill Werber, 1B.....3rd Team  
 Dick Groat, SS .....1st Team

### Collegiate Baseball

1994 Ryan Jackson, OF/P .....1st Team

### Baseball America

1994 Ryan Jackson, OF/P .....2nd Team

### NCBWA

1999 Vaughn Schill, UT.....3rd Team  
 1998 Vaughn Schill, UT.....2nd Team  
 1997 Vaughn Schill, UT.....2nd Team

## Freshman All-Americas

### Mizuno

1996 Jeff Becker, 3B .....1st Team

### Baseball America

2002 Tim Layden, UT.....2nd Team  
 1997 Vaughn Schill, UT.....1st Team  
 1996 Jeff Becker, 3B .....2nd Team

### Collegiate Baseball

1998 J.D. Alleva, 2B.....Hon. Mention  
 Brent Reid, P.....1st Team  
 1997 Vaughn Schill, UT.....1st Team  
 1993 Scott Schoeneweis, P.....1st Team

### Louisville Slugger

2007 Michael Seander, P .....1st Team

### All-Ping! Freshman Team

2007 Michael Seander, P .....2nd Team

### Rivals.com

2007 Michael Seander, P .....1st Team



Third-team All-America choice Quinton McCracken was selected to the ACC 50th Anniversary Team and collected two All-ACC honors as a Blue Devil.

## All-Region

### ABCA All-Atlantic Region

1999 Vaughn Schill, UT.....1st Team  
 1998 Vaughn Schill, UT.....1st Team  
 1997 Vaughn Schill, UT.....1st Team  
 1994 Ryan Jackson, OF/P .....1st Team  
 Sean McNally, 3B.....2nd Team  
 Scott Pinoni, 1B.....2nd Team  
 1992 Quinton McCracken, 2B..1st Team


### NCAA Atlantic Region All-Star

1981 Todd Lamb, P .....1st Team

## National Player of the Year

### Collegiate Baseball

1994 Ryan Jackson, OF/P



Sophomore right-hander Michael Seander earned three Freshman All-America selections after racking up nine saves and a team-best 1.61 ERA in 2007. Seander became the eighth Blue Devil to earn the national award and the first in school history to collect multiple honors.

## National Player of the Week

### Collegiate Baseball

3/3/03 Kevin Thompson, P

### Mizuno

3/29/92 Mike Kotarski, P

## National Teams

### USA Baseball Team

1996 Scott Schoeneweis, P

### Pan-America Team

1983 Todd Lamb, P

### US Baseball Federation All-Star

1981 Todd Lamb, P

## National All-Tournament

### College World Series All-Tournament


1961 Ronnie Davis, OF

### NCAA All-District

1961 Lynn Fader, MVP-INF  
 Ronnie Davis, MVP-OF  
 Butch Williams, MVP-P

## Outstanding College Athletes of America


1975 Robbie Cox  
 1973 Steve Warner  
 1971 Dan Phelan



After putting together one of the greatest offensive seasons in school history, Ryan Jackson was selected by Collegiate Baseball as the National Player of the Year. He was also tabbed the ACC Player of the Year, a first-team All-America choice and an All-ACC selection before being drafted by the Florida Marlins in the same year.



Duke's career batting average leader Vaughn Schill earned three NCBWA All-America honors during his three-year tenure at Duke.



Outfielder Al Spangler was a two-time third team All-America and Duke's first ever All-ACC selection after earning first team honors in 1954.





# Conference Honors

## ACC Player of the Year

1994 Ryan Jackson..... OF/P

## ACC Freshman of the Year

1996 Jeff Becker ..... 3B

## ACC Coach of the Year

1992 Steve Traylor

1981 Tom D'Armi

## ACC 50th Anniversary Team

Ryan Jackson ..... OF/P

Quinton McCracken..... 2B

Scott Schoeneweis ..... P

## ACC Player of the Week

2/14/05 Adam Murray..... 2B

4/12/04 Brian Hernandez ..... C

4/30/01 David Mason ..... OF

5/1/99 Vaughn Schill ..... SS

3/3/99 Vaughn Schill ..... SS

5/9/94 Ryan Jackson..... OF

4/26/93 Ryan Jackson..... OF

5/29/93 Casey Jowers..... UT

5/8/93 Scott Pinoni ..... 1B

4/15/91 Quinton McCracken ..... 2B

4/8/91 Cass Hopkins ..... OF

## ACC Pitcher of the Week

3/26/07 Tony Bajoczky ..... RHP

3/5/07 Michael Ness..... RHP

4/19/04 Tim Layden..... RHP

3/22/04 Zach Schreiber..... RHP

4/15/02 Jeff Alleva ..... RHP

2/26/01 Kevin Thompson ..... RHP

4/18/99 Stephen Cowie..... RHP

4/13/99 Stephen Cowie..... RHP

2/15/99 Chris Capuano ..... LHP

2/10/97 Chris Capuano ..... LHP

3/18/96 Scott Schoeneweis..... LHP

5/15/94 Ryan Jackson..... LHP

5/30/92 Mike Kotarski..... LHP


## ACC All-Tournament

1997 Jeff Becker, 3B

1993 Mike Olexa, SS

Billy McMillon, OF

1992 Ron Esquieres, OF



*Pitcher Stephen Cowie earned a first and second team All-ACC selection and picked up consecutive ACC Pitcher of the Week honors in 1999.*

## All-ACC

2007 Tony Bajoczky, P ..... 2nd

2004 Tim Layden, UT ..... 1st

Javier Socorro, OF ..... 2nd

1999 Vaughn Schill, UT ..... 1st

Stephen Cowie, P ..... 2nd

1998 Jeff Becker, 3B ..... 1st

Vaughn Schill, UT ..... 1st

Ed Conrey, DH ..... 1st

Stephen Cowie, P ..... 1st

Michael Fletcher, OF ..... 2nd

1997 Jeff Becker, 3B ..... 1st

Vaughn Schill, UT ..... 1st

1996 David Darwin, P ..... 1st

Mike King, OF ..... 1st

1995 Luis Duarte, OF ..... 2nd

1994 Ryan Jackson, OF/P ..... 1st

Scott Pinoni, 1B ..... 1st

Sean McNally, 3B ..... 2nd

1993 Ryan Jackson, OF/P ..... 1st

Scott Pinoni, 1B ..... 1st

1992 Quinton McCracken, 2B ..... 1st

Ryan Jackson, OF/P ..... 2nd

1991 David Norman, DH ..... 1st

Quinton McCracken, 2B ..... 2nd

1984 Ron Bianco, 2B ..... 2nd

Mark Militello, 1B ..... 2nd

1983 Tom Decker, C ..... 2nd

Ken Fay, P ..... 2nd

1982 Tom Decker, C ..... 1st

Ken Fay, P ..... 2nd

1981 Bobby Brower, OF ..... 1st

Todd Lamb, P ..... 1st

1980 Don Pruett, SS ..... 2nd

1979 Larry Doby, 2B ..... 2nd

Don Pruett, SS ..... 2nd

1978 Larry Doby, 2B ..... 1st

1977 Bill King, OF ..... 2nd

1975 Robbie Cox, OF ..... 2nd

1974 John Poff, OF ..... 2nd

1973 John Poff, OF ..... 1st

1972 Bo Bochow, SS ..... 1st

Dan Phelan, 1B ..... 2nd

1970 Steve Denison, P/1B ..... 2nd

John Posen, 3B ..... 2nd

1969 Randy Blanchard, 1B ..... 2nd

1968 Randy Blanchard, 1B ..... 2nd

Tim Teer, OF ..... 2nd

Dick Warren, 2B ..... 2nd

1967 Randy Blanchard, 1B ..... 2nd

1966 Larry Davis, OF ..... 2nd

1965 Biff Bracy, OF ..... 1st

1964 Biff Bracy, OF ..... 1st

Sonny Odom, OF ..... 2nd

1963 Biff Bracy, OF ..... 1st

Stan Crisson, P ..... 1st

Dave Uible, 1B ..... 1st

Sonny Odom, OF ..... 2nd

1962 Lynn Fader, 3B ..... 1st

Bob Rankin, OF ..... 2nd

Dave Uible, 1B ..... 2nd

1961 Lynn Fader, SS ..... 1st

Don Altman, P ..... 2nd

Ron Davis, OF ..... 2nd

Rex McKinley, OF ..... 2nd

Garry Miller, 3B ..... 2nd

1960 Butch Allie, UT ..... 1st

Don Altman, P ..... 1st

Lynn Fader, SS ..... 2nd

1959 Butch Allie, UT ..... 2nd

Pete Maynard, OF ..... 2nd

1958 Lon Bonczek, UT ..... 1st

Steve Cuihfield, C ..... 2nd

Pete Maynard, OF ..... 2nd

1957 Lon Bonczek, SS ..... 1st

Andy Cockrell, 3B ..... 1st

Pete Maynard, OF ..... 1st

Dave Sime, OF ..... 1st

Dick Smallwood, P ..... 1st

Dick Burton, P ..... 2nd

1956 Andy Cockrell, 3B ..... 1st

W.D. Feserman, 2B ..... 1st

1955 Andy Cockrell, 3B ..... 1st

Harleigh Fatzinger, P ..... 1st

1954 Al Spangler, OF ..... 1st

## Pre-1954 Honors

## All-Southern Conference

1952 Dick Groat

Dick Johnson

Joe Lewis

Red Smith

Bill Werber

1951 Dick Groat

Bill Werber

## All-Big Four

1952 Benny Cavaliere

Dick Groat

Dick Johnson

Joe Lewis

Red Smith

Bill Werber

John Tarr

1951 Dick Groat

Joe Lewis

Bill Werber

Russell Bergeron

Dick Johnson

Tom Powers

## Big Four Batting Champion

1952 Benny Cavaliere

## Big Four Pitching Champion

1952 Bob Davis

## Big Four Coach of the Year

1952 Jack Coombs

1951 Jack Coombs

## Big Four MVP

1951 Bill Werber

## SoCon Tournament MVP

1952 Red Smith

1951 Bob Davis

## All-Tournament Honors

### ACC/Disney Blast All-Tournament

1998 J.D. Alleva

1998 Vaughn Schill

### Olive Garden Classic All-Tournament

1999 Wes Goodner


## SoCon Outstanding Athlete Of The Year

1951 Dick Groat

1952 Dick Groat




*Right-handed pitcher Tony Bajoczky enjoyed a breakout season as a senior, posting a 9-3 record on the way to a second-team All-ACC selection.*




*Duke's all-time hits, doubles, runs and RBI leader Jeff Becker was named the ACC Freshman of the Year in 1996 and followed with a pair of first team All-ACC awards in 1997 and 1998. Becker also holds the school records for most games played and started, appearing in 240 contests from 1996-2000.*



# Duke Baseball In The Community



*Sophomore Jonathan Foreman helps fix the roof of a house at a Habitat for Humanity building project.*



*Sophomores Michael Seander (left), Jeremy Gould (middle) and Alexander Hassan prepare breakfast for the homeless at Urban Ministries of Durham.*



*Members of the baseball team spend their Saturday cleaning up a local neighborhood at Durham's annual "Make A Difference Day." Fifteen Blue Devils came out to the event and helped volunteers clear the area of litter and debris. The players also helped to unclog a draininage ditch that had flooded several yards.*

The Blue Devils have not only stepped up on the diamond in recent years, but in the community as well. Over the past two seasons, the Duke baseball team has made a collective effort to become an active force in the community, volunteering time at local schools and non-profit service initiatives.

"Our players have embraced the concept of service and participation in the Durham community as fundamental to being a part of our baseball program," head coach Sean McNally said. "I am very proud of their efforts and know that they understand their impact in the community as role models to people of all ages. Andrew Wolcott has provided great leadership in this area as demonstrated by our participation in a wide range of projects last fall. We look forward to continuing our efforts in the Durham community in the years to come."

Junior pitcher Andrew Wolcott has served as the team's community service liaison for the past two seasons and is in charge of organizing various projects throughout the academic year. This year alone, the Blue Devils have taken part in six different endeavors, including a Habitat for Humanity building project, Durham's "Make A Difference Day" and cooking and serving breakfast at the Urban Ministries of Durham. The team is also heavily involved in the university's Verizon Read with the Blue Devils program, which is a school-wide initiative that allows Duke's student-athletes to visit local elementary and middle schools to read to students.

"Community service is something that is greatly emphasized within our program and is very important to our guys," Wolcott said. "It is not always easy to find time to volunteer, but our team has taken a great initiative and has made a positive impact within the Durham community this year."

Several of the Blue Devils also volunteer as tutors at George Watts Montessori Elementary School, taking time to read with to the children and help with classwork. To interact with the students outside of the classroom, the team also put together a day-long baseball clinic at the school where they taught over 250 first through fifth grade students the game of baseball as part of their physical education class.





# Duke Baseball In The Community

## Duke Baseball's 2007-08 Community Service Projects

- Neighborhood cleanup at Durham's "Make A Difference Day"
- House repair at Habitat for Humanity
- Duke's Verizon Read With The Blue Devils
- Tutoring at George Watts Montessori Elementary School
- Breakfast at Urban Ministries of Durham
- Free baseball clinic at Watts Elementary
- "Million Meals" Event at N.C. Central



*Junior Kyle Butler reads to a group of elementary school students as part of Duke's Verizon "Read With The Blue Devils."*



*A group of first through third grade students watch as sophomore Alexander Hassan teaches the proper way to catch a fly ball.*



*Members of the baseball team volunteered at a local Habitat for Humanity project. The players helped clear out the cross section of a house and repair its roof.*



*Gabriel Saade (right) and Ryan McCurdy work on the cross section of a house at a Habitat for Humanity project.*



# Duke Baseball History

Duke capped its 118th season of baseball in 2007 and took a significant step toward returning the program to its glory days of the 1990's. The 2007 Blue Devils flirted with 30 wins for the first time since 1998, finishing the season with a 29-25 overall record. Led by second-year head coach Sean McNally, the team batted over .300 for the first time in nearly a decade and upset the top-two teams in the nation in No. 1 Florida State and No. 2 North Carolina. Three more Blue Devils added their names to the long list of Duke's major league draft choices, as senior Tony Bajoczky and juniors Brett Bartles and Jimmy Gallagher moved on to the professional ranks.

Bajoczky, Bartles and Gallagher became the 40th, 41st and 42nd Blue Devils to be drafted and Duke's sixth class of three or more draftees. Gallagher, taken in the seventh round by the Chicago White Sox with the 239th overall pick, became the highest-drafted Duke outfielder in school history. Bartles followed with a 30th round selection by the Cincinnati Reds, while Bajoczky fell off the board in the 34th round to the Boston Red Sox. After solid debuts in various rookie leagues, the trio is well on the way to joining the list of 38 Duke baseball players who made it to the majors, including current big leaguers Chris Capuano and Scott Schoeneweis.

Duke baseball has churned out some of the ACC's most talented players on a yearly basis. In Duke's 57 years in the ACC, 57 Blue Devils have garnered All-ACC honors, including 21 repeat selections and seven three-time honorees. Bajoczky was Duke's most recent selection, collecting second team recognition as a senior. The list of former Blue Devils also includes a number of All-America selections and the 1994 National Player of the Year, Ryan Jackson. Current sophomore Michael Seander became Duke's most recent All-American after collecting three different Freshman All-America citations in 2007.

## The Duke Baseball Story

One of the longest-standing baseball programs in the nation, the story of Duke baseball begins in 1889 when a handful of Blue Devils, then attending the institution under the name of Trinity

College, first fielded a team. During the program's first decade, Duke squared off against a number of amateur teams, including the Augusta YMCA, Franklin, Mebane and the Winston YMCA. The Blue Devils even managed to play a pair of scrimmages, though both losses, against the major league affiliate Brooklyn Superbas in 1897.

During the early 1900's, the Blue Devils went 141-66 under the guidance of four different head coaches, including M.T. Adkins. Adkins coached the team from 1908 through 1914 and was the first Blue Devil head coach to top 100 wins, finishing his career with a 104-67-4 ledger. Adkins guided the Blue Devils to double-digit wins during every seasons, including four straight seasons of 16 or more victories during each of his first four years at the helm.


After Adkins' departure in 1914, nine different coaches spent at least one season calling the shots until the namesake of the Blue Devils' home field, Jack "Mr. Baseball" Coombs took the reigns of the program in 1929. Coombs would spend the next 24 seasons as Duke's head coach, compiling a career 381-171-3 record for the most wins in school history. During Coombs' tenure, Duke had only one losing season – an 11-18-1 mark in 1950 – and claimed five Southern Conference titles, three NCAA District titles and seven North Carolina Championships. Coombs also led the Blue Devils to their first College World Series berth after putting together a remarkable 31-7 record in 1952 in his final season. One of the first college baseball players to move on to the professional ranks, Coombs capped his nearly half-a-century long baseball career at the age of 70 when he retired as the longest-tenured and winningest coach in Duke baseball history.

During Coombs' final two seasons, Duke's roster was host to some of the most decorated players in program history. A pair of two-time All-Americans and two-time All-SoCon selections – Dick Groat and Bill Werber – etched their names in the record books in the early 1950's to set the tone for Duke's entrance into the Atlantic Coast Conference. Groat went on to play 16 seasons in the major leagues, collecting MVP honors with the Pittsburgh Pirates in 1960, five National League


All-Star selections and a pair of World Series rings. Werber stayed on the Blue Devil squad for three seasons and in 1953, teamed up with All-American outfielder Al Spangler to lead Duke to its second College World Series appearance.

In 1954, Duke joined the ACC and spared no time in racking up its first two conference championships, claiming back-to-back league titles in 1956 and 1957. Duke placed a school-record six Blue Devils on the All-ACC team in 1957, including undoubtedly the fastest baseball player in school history, a Paterson, N.J., native by the name of Dave Sime. Sime came to Duke on a baseball scholarship, but his speed on the base paths caught the eye of Duke's track and field coach. Sime joined the track squad in his own words, "for kicks," and went on to set three world records, including the 100 meter, the 200 meter and the 200 meter hurdles. Duke's stolen base leader in 1957, Sime batted .376 with a team-leading four home runs in the same season to lead the Blue Devils to their second consecutive ACC Championship. As a freshman, he was clocked running from home plate to first base at 3.5 seconds from the right-handed batter's box, just three-tenths of a second shy of the left-handed Mickey Mantle's heralded mark of 3.2 seconds.

Duke continued to churn out quality student-athletes through the late 1950's and 1960's under the guidance of head coach Ace Parker. Parker spent 14 seasons as a Blue Devil from 1953 through 1966 and compiled 166 victories and an overall ACC slate of 84-79-2, including three conference championships. In addition to guiding Duke to its third College World Series appearance in 1961, Parker coached three of Duke's seven three-time All-ACC selections while bringing in 35



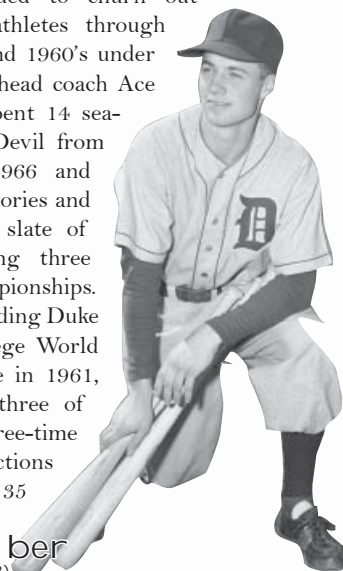
**Dick Groat**  
(1951-1952)



**Dave Sime**  
(1957)



**Al Spangler**  
(1953-1954)



**Bill Werber**  
(1951-1953)






# Duke Baseball History

All-ACC awards during his tenure. Biff Bracy, Lynn Fader and Pete Maynard were Parker's three-time all-conference selections, with Bracy becoming the second of just three Blue Devils in school history to collect three first-team honors.

Parker stepped down following the 1966 season to make way for the team's next five head coaches, who each spent multiple seasons in the Blue Devil dugout. Both Enos Slaughter and Tom D'Armi were the longest-tenured of the group, as each coached seven seasons, with D'Armi taking the reigns to open the 1970's. D'Armi became Duke's next 100-game winner

**Scott Schoeneweis** after putting together a 125-98-2 record



during his term while also becoming Duke's first-ever ACC Coach Of The Year in 1981. Of D'Armi's seven seasons, Duke posted winning records in five, including a pair of 20-win campaigns in 1981 (29-10) and 1984 (25-13).

Following D'Armi's departure, head coach Steve Traylor took over in 1988 and ushered in a

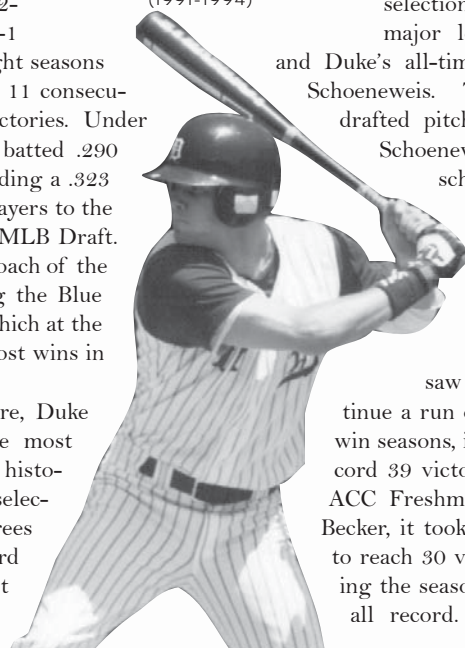
new era for Duke baseball, rebuilding the program into a perennial national powerhouse. Traylor remains the only Duke head coach to come close to touching Coombs' 381 career victories, finishing his 12-year career with a 356-286-1 record built by seven straight seasons with 30 or more wins and 11 consecutive with 20 or more victories. Under Traylor's direction, Duke batted .290 or better eight times, including a .323 clip in 1994, and sent 24 players to the professional ranks via the MLB Draft. Traylor was named ACC Coach of the Year in 1992 after guiding the Blue Devils to a 38-16 record, which at the time set a record for the most wins in school history.

During Traylor's tenure, Duke churned out some of the most decorated players in school history, including 13 All-ACC selections, five All-Region honorees and numerous school record holders. Included in that list are Duke's all-time sto-

len base and triples leader Quinton McCracken, all-time wins leader Scott Schoeneweis, the 1994 All-Region trio of Ryan Jackson, Sean McNally and Scott Pinoni and all-time batting average leader Vaughn Schill. Six Blue Devils earned multiple all-conference honors under Traylor, including McCracken, Jackson, Becker, Pinoni, Schill and pitcher Stephen Cowie.

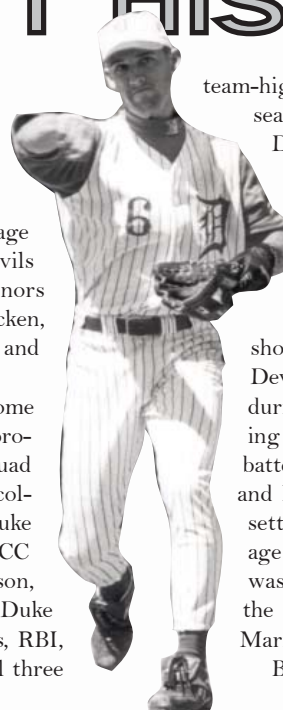
While Traylor's teams had some of the best offensive output in program history, Duke's 1994 squad was statistically the most potent collection of offensive talent in Duke baseball history. Led by the All-ACC and All-Region trio of Ryan Jackson, Sean McNally and Scott Pinoni, Duke set school records for home runs, RBI, hits, doubles and runs scored. All three batted over .370 and combined for 56 home runs, 199 RBI and 192 runs scored. Jackson launched a school-record 22 homers, while McNally set four single season records of his own with a .408 batting average, 89 hits, a .775 slugging percentage and a .468 on base percentage. All three were taken in the 1994 draft and still own Duke's top-three single season total base and slugging percentage records. Jackson became Duke's first National Player of the Year and ACC Player of the Year and a first team All-America selection in the same season, while McNally earned Academic All-America honors and Pinoni collected his second straight first team All-ACC honor.

**Ryan Jackson** (1991-1994)



The 1994 Duke roster boasted eight future draft selections, including current major league relief pitcher and Duke's all-time wins leader Scott Schoeneweis. The second-highest drafted pitcher in Duke history, Schoeneweis left Duke with a school-record 30 career victories and 315 career strikeouts for the second-highest total on Duke's career list.

The mid-1990's saw the Blue Devils continue a run of seven straight 30-win seasons, including a school-record 39 victories in 1996. Led by ACC Freshman of the Year Jeff Becker, it took Duke just 37 games to reach 30 victories before finishing the season with a 39-18 overall record. After turning in a



**Vaughn Schill** (1997-1999)

team-high .364 batting average in his first season, Becker would go on to set Duke's all-time hits, doubles, RBI, runs scored games played and games started records.

Duke's success continued through the 1997-99 seasons when the program's only three-time All-America choice, shortstop Vaughn Schill, led the Blue Devils to a combined 95-76 record during his three-year tenure, including a 38-win campaign in 1998. Schill batted no less than .367 each season and left his mark on the program by setting Duke's all-time batting average record. A career .380 hitter, Schill was selected in the fourth round of the 1999 MLB draft by the Seattle Mariners.


Bill Hillier took over coaching duties in 2000 and led the Blue Devils to three 20-win seasons during his years in the Duke dugout. During his six-year

tenure, Hillier coached a pair of All-ACC selections and sent six Blue Devils to the professional ranks via the MLB Draft, including 2002 third-round selection Larry Broadway.

During his three-year career at Duke, Broadway compiled a .324 batting average, 44 doubles and 17 home runs before being drafted as a junior by the Montreal Expos. Broadway has since returned to Duke to finish his degree and is currently on the verge of breaking into the big leagues after spending the 2006 and 2007 seasons with the Washington Nationals' Triple-A affiliate.

Now in its second century of competition, the Blue Devils will play their 119th season under the guidance of head coach and Duke alumnus Sean McNally. The 22nd head coach in the history of Duke baseball, McNally now enters his third season at the helm after a four-year playing career as a Blue Devil from 1991-94. McNally took part in four of the most successful seasons in school history and in his first two seasons as head coach, has already set the Blue Devils on the right track for continued success in 2008.

**Jeff Becker** (1996-2000)





# Duke History: Jack Coombs

Nicknamed "Mr. College Baseball," Jack Coombs built a reputation as one of the most outstanding college baseball coaches in the country. In 24 years as head baseball coach at Duke, Coombs led the school to three NCAA District titles, five Southern Conference crowns and seven North Carolina championships. He retired from coaching at the age of 70 after compiling a 381-171-3 record at Duke from 1929-52. In 1951, he coached Duke to the College World Series in Omaha, Neb., where the Blue Devils lost in the third round. Coombs, who called himself "The Old Man," sent 47 players to the Major Leagues including Dick Groat, Bill Werber, Chubby Dean, Harold Wagner, George Barley, Larry "Crash" Davis, Eric Tipton, Russ Bergman and Eddie Shokes.

Born in LeGrande, Iowa, Coombs learned to play baseball on the rocky fields of Maine before attending Colby College. He became one of the first college players to ever play in the Major Leagues.

Upon entering the big leagues with the Philadelphia Athletics in 1906, he soon acquired the nickname "Colby Jack" because of his association with Colby College. In his first year in the Major Leagues with the Athletics, he pitched and won the longest game on record in the American League — 24 innings, Philadelphia Athletics vs. Boston Red Sox, Sept. 1, 1906. Under the guidance of Coach Connie Mack, Coombs won fame as a member of the team's great pitching threesome — Coombs, Bender and Plank.




He helped Philadelphia win three world championships. He is one of the few pitchers to win three games in a single World Series and one of the only pitchers to win five World Series games, concluding his career with a 5-1 World Series record.

After starring for the Athletics for eight seasons (1906-14), he signed a contract with the Brooklyn Dodgers. He played for Brooklyn for four years (1915-18) where he pitched under manager Wilbert Robinson.

In 1919, Coombs withdrew his name from the active player list and immediately got into coaching. He managed the Philadelphia Phillies and was a coach with the Detroit Tigers before accepting a position as head baseball coach at Williams College in Williamstown, Mass. He was the head coach at Williams for three years, then moved to Princeton University, where he remained until he took the Duke post in 1929.

## The Coombs File



*Jack Coombs coached the Blue Devils from 1929-1951 and is the program's all-time winningest coach.*

### Coaching Career at Duke

- Own's Duke's all-time coaching wins record with a 381-171-3 overall record from 1929-52
- Led Duke to three NCAA District titles and the program's first College World Series appearance
- Led the Blue Devils to seven state championships and five Southern Conference titles
- Sent 47 players to the Major Leagues
- Inducted into the Duke Sports Hall of Fame in 1977
- Inducted into the Collegiate Baseball Coaches Hall of fame when it was formed in 1965
- Inducted into North Carolina Sports Hall of Fame on May 7, 1987
- Member of American Baseball Coaches Association
- Retired from Duke at the age of 70

### Professional Playing Career

- Finished his MLB career with 351 games played, 2,321 innings pitched, a 159-110 record (.591), 1,055 strikeouts, 824 walks and 2,032 hits allowed
- Made 270 starts, while appearing in 354 games and throwing 187 complete games
- Helped lead the Philadelphia Athletics to World Series Championships in 1910 and 1911
- Won three games in the 1910 World Series
- Finished career with a 5-0 record in the World Series
- Won 31 games in 1910, finishing 31-9 with a 1.30 ERA and 224 strikeouts while breaking the American League shutout record with 13
- Won 28 games in 1911 and 21 more in 1912
- Went by the nickname "Colby Jack"

### Before and After Duke

- Played baseball at Colby College in Waterville, Maine
- Authored one of the best-known books on the game: "Baseball - Individual Play and Team Strategy," published by Prentice Hall. The book was used by more than 187 colleges and universities and was known as the "Bible" of the sport
- Favorite hobby was hunting





# Duke Baseball Facilities



The home of Duke baseball is picturesque Jack Coombs Field. Named after Duke's most illustrious baseball coach who compiled a record of 382-171 at Duke from 1929-1951, Jack Coombs Field is located in the heart of Duke's athletic complex, affording easy access to baseball fans on campus and in Durham.

Dimensions of the spacious park are 330-feet down each foul line, 365 in the power alleys and 405-feet to dead centerfield. Surrounded, sheltered and enclosed by trees and hills, the stadium features a natural grass surface and a tree-lined scenic view beyond the outfield fence. Seating capacity is 2,000 fans.

Under the direction of Director of Athletics Joe Alleva and head coach Sean McNally, Jack Coombs Field has recently undergone numerous upgrades both to the stadium and to the playing field.

The newest addition to the complex is a completely overhauled locker room that includes new lockers, a mural that features former Duke baseball greats and a player lounge complete with a big screen TV and three leather couches where players and coaches can relax and review video. The Blue Devils also showcase their rich baseball history with an Alumni Hall of Honor in the Team Room area and the Coaches Choice Lounge.

A 120-feet-by 50-feet enclosed, all-weather hitting and pitching facility was added along the third base line in 2001. The facility features six batting cages, astroturf and a stereo sound system. A pitching machine with a self-feeder, training equipment such as a Medicine Ball Tree and agility ladders are also included in the indoor facility.

Additionally, the field itself has benefited from recent upgrades. A sprinkler system with infield dirt sprinkler heads has been installed to keep the field in excellent condition. Lights were installed prior to the 2001 season to allow for night games while the Blue Devils have also added a center-field hitter's screen, screens for batting practice

and an infield grass net. Most recently, the first and third base paths were cut out and lined with clay prior to the 2007 season. Heaters have also been installed in the home dugouts.

A flag pole display at the entrance to the stadium greets spectators as they approach the field, and black wrought iron fencing has been added to enclose the stadium. There have also been numerous changes inside the confines of Jack Coombs Field. An outfield wall has been built and flag poles have been added in the outfield to dress up the stadium. Fans can also enjoy Blue Devil baseball in increased comfort, as chair-back seats have been added to the bleachers under the grandstand. Duke baseball fans will also enjoy an improved public address system featuring Bose speakers.

Also planned for the near future are several aesthetic additions to the facilities, team locker room and coaches' offices. Mesh banners featuring former Blue Devil greats will outline the outfield fences and outer walls of the indoor batting cages, while numerous plaques honoring Duke's All-ACC and All-America selections will be mounted to the locker room walls. The coaches' offices will receive murals of their own featuring past coaches and players who helped in creating the Duke baseball tradition.

Duke's coaches, who have worked diligently to make these improvements possible, also reap some of the benefits. Head coach Sean McNally's office at Coombs Field has been remodeled and expanded to include a lounge room and meeting room for recruits and players. Pitching coach Sean Snedeker's office is also housed in the complex.



*The namesake of Duke's baseball field, coaching great Jack Coombs has been honored with a bronze bust at the entrance to Jack Coombs Field.*



*The Duke baseball players' lounge features a big screen TV and leather couches where players and coaches can relax and review video.*



*Duke baseball lays claim to an upgraded locker room that was remodeled prior to the start of the 2007 season. In addition to new lockers, banners and a Duke baseball mural featuring former Duke greats also hang in the players' facility.*



*Jack Coombs Field houses an enclosed, all-weather hitting and pitching facility. Carpeted with astroturf, the facility features six batting cages, a self-feeding pitching machine and training equipment.*




# Duke And The MLB Draft

## Blue Devil Draft Facts

Total Draft Picks .....	44
First Round Selections .....	1
Selections In First 5 Rounds .....	6
Selections In First 10 Rounds .....	13
Selections In First 20 Rounds .....	25
Highest Draft Pick .....	16th Overall (Steve Kesses, 1976)
Pitchers Selected .....	17
Infielders Selected .....	20
Outfielders Selected .....	8
Most Selections In A Year .....	4 (1996)
Most Selections By A Team .....	5 (Atlanta Braves)
Most Selections Under A Coach .....	24 (Steve Traylor, 1988-99)

**Note:** The first Major League Baseball draft was held in 1965.

1971	Pos.	Team	Round (Overall)
Alan Schwartz	P	Reds	3rd (52nd)
1972			
Brian Bochow	SS	Pirates	32nd (699th)
1976			
Steve Kesses	OF	Mets	1st (16th)
1979			
Larry Doby	OF	White Sox	34th (811th)
1980			
Kevin Rigby	2B	Braves	14th (341st)
1981			
Tom Brassil	SS	Tigers	15th (380th)*
1982			
Tom Brassil	SS	Padres	6th (135th)



Ryan Jackson was taken in the seventh round of the 1994 draft as a junior by the Florida Marlins after mashing a school-record 22 home runs and driving in 63 RBI. Jackson returned to Duke in 2006 to finish his degree.




Three Duke players were taken in the 2007 MLB Draft. Outfielder Jimmy Gallagher (right) was selected in the seventh round, while infielder Brett Bartles (left) earned a 30th round selection and right-handed pitcher Tony Bajoczky followed in the 34th round. Gallagher earned the highest selection by a Blue Devil outfielder in school history.

1983				
Todd Lamb	P	Braves	10th (256th)	
1984				
Ron Bianco	2B	White Sox	14th (366th)	
Dave Amaro	1B	Cubs	24th (599th)	
Tommy Decker	C	Indians	41st (812th)	
1988				
John Furch	1B	White Sox	23rd (587th)	
1989				
Mike Trombley	P	Twins	14th (371st)	
1990				
Tim Rumer	P	Yankees	8th (213th)	
Tim Roberts	P	Mariners	75th (1445th)	
1991				
John Courtright	P	Reds	8th (224th)	
1992				
Mike Kotarski	P	Rockies	20th (571st)	
Quinton McCracken	2B	Rockies	25th (771st)	
1993				
Matt Harrell	C	Expos	24th (678th)	
Tony Runion	P	Indians	58th (1531st)	
Robert Baldwin	OF	Cubs	79th (1682nd)	
1994				
Ryan Jackson	P/OF	Marlins	7th (180th)	
Sean McNally	3B	Royals	16th (443rd)	
Scott Pinoni	1B	Royals	20th (555th)	
1995				
Ray Farmer	OF	Mariners	61st (1533rd)	
1996				
Scott Schoeneweis	P	Angels	3rd (85th)	
David Darwin	P	Tigers	26th (761st)	
Richard Dishman	P	Giants	46th (1345th)	
Mike King	OF	Devil Rays	62nd (1613rd)	
1997				
Richard Dishman	P	Braves	23rd (712th)	
1998				
Jeff Becker	INF	Brewers	20th (596th)	
Gregg Maluchnik	C	Braves	20th (611th)	
1999				
Vaughn Schill	SS	Mariners	4th (125th)	
Chris Capuano	P	Diamondbacks	8th (238th)	
Stephen Cowie	P	Mariners	9th (287th)	

2001				
J.D. Allewa	INF	Royals	24th (715th)	
2002				
Larry Broadway	1B	Expos	3rd (77th)	
Kevin Kelly	INF	Giants	5th (157th)	
2003				
Brian Patrick	OF	Blue Jays	25th (740th)	
2004				
Tim Layden	P/INF	Cubs	6th (186th)	
Zach Schreiber	P	Braves	16th (491st)	
2007				
Jimmy Gallagher	OF	White Sox	7th (239th)	
Brett Bartles	INF	Reds	30th (919th)	
Tony Bajoczky	P	Red Sox	34th (1041st)	

\* notes player returned to Duke for next season




Larry Broadway batted .323 with 25 extra base hits and 53 RBI as a junior to earn a third-round selection by the Montreal Expos in 2002. Broadway also recently returned to Duke to complete his degree.





# bBLUE dEVILS In The Maj ors



*Chris Capuano made his pro debut in 2003 and played in the 2006 All-Star game. Capuano went 18-12 on the mound in his first full season in the big leagues in 2005.*

**Wayne Ambler - SS**  
Philadelphia A's 1937-39

**Samuel "Bill" Bell - P**  
Pittsburgh Pirates 1952, 1955

**Bobby Brower - OF** **Signed as FA (1982)**  
Texas Rangers 1986-88  
New York Yankees 1989

**Chris Capuano - P** **Drafted: 8th Rd (1999)**  
Arizona Diamondbacks 2003  
Milwaukee Brewers 2004-05

**Gordy Coleman - 1B**  
Cleveland Indians 1959  
Cincinnati Reds 1960-67

**Bobby Coombs - P**  
Philadelphia A's 1933  
New York Giants 1943

**Claude Corbitt - INF**  
Brooklyn Dodgers 1945  
Cincinnati Reds 1946, 1948-49

**John Courtright - P** **Drafted: 8th Rd (1991)**  
Cincinnati Reds 1995

**Brandon Davis - OF**  
Pittsburgh Pirates 1952-53

**Lawrence "Crash" Davis - INF**  
Philadelphia A's 1940-42

**Ron Davis - OF**  
Houston Colt .45s 1962  
Houston Astros 1966-68  
St. Louis Cardinals 1968  
Pittsburgh Pirates 1969


**Alfred "Chubby" Dean - 1B/P**  
Philadelphia A's 1936-41  
Cleveland Indians 1941-43

**Mort Flohr - P**  
Philadelphia A's 1934

**Leon Griffeth - P**  
Philadelphia A's 1946

**Dick Groat - SS**  
Pittsburgh Pirates 1952-62  
St. Louis Cardinals 1963-65  
Philadelphia Phillies 1966-67  
San Francisco Giants 1967

**Ryan Jackson - OF/P** **Drafted: 7th Rd (1994)**  
Florida Marlins 1998  
Seattle Mariners 1999  
Detroit Tigers 2001-02



*Quinton McCracken spent 16 professional seasons with seven different organizations after being taken in the 1992 MLB Draft by the Colorado Rockies.*

**Richard Johnson - OF**  
Chicago Cubs 1958

**Austin Knickerbocker - OF**  
Philadelphia A's 1947

**Wade Lefler - OF**  
Boston Braves 1924  
Washington Senators 1924

**Wes Livengood - P**  
Cincinnati Reds 1939

**Bill McCahon - P**  
Philadelphia A's 1946-49

**Quinton McCracken - 2B/OF** **Drafted: 25th Rd (1992)**  
Colorado Rockies 1995-97  
Tampa Bay Devil Rays 1998-2000  
Minnesota Twins 2001  
Arizona Diamondbacks 2002-05

**Tim McKeithan - P**  
Philadelphia A's 1932-34

**Pete Naktenis - P**  
Philadelphia A's 1936  
Cincinnati Reds 1939

**Ron Northey - OF**  
Philadelphia Phillies 1942-44, 1946-47  
St. Louis Cardinals 1947-49  
Cincinnati Reds 1950  
Chicago Cubs 1950, 1952  
Chicago White Sox 1955-57  
Philadelphia Phillies 1957

**Clarence "Ace" Parker - INF**  
Philadelphia A's 1937-38

**John Poff - OF** **Signed as FA (1974)**  
Philadelphia A's 1979  
Milwaukee Brewers 1980

**Scott Schoeneweis - P** **Drafted: 3rd Rd (1996)**  
Anaheim Angels 1999-2003  
Chicago White Sox 2003-04  
Toronto Blue Jays 2005

**Frank Seward - P**  
New York Yankees 1943-44

**Eddie Shokes - 1B**  
Cincinnati Reds 1941, 1946

**David Smith - P**  
Philadelphia A's 1938-39

**Al Spangler - OF**  
Milwaukee Braves 1959-61  
Houston Colt .45s 1962-65  
California Angels 1965-66  
Chicago Cubs 1967-71



*Mike Trombley pitched 11 seasons in the majors, including eight with the Minnesota Twins. Trombley recorded 37 wins as a big leaguer and made over 500 appearances.*

**Roy Talcott - P**  
Boston Braves 1943

**Eric Tipton - OF**  
Philadelphia A's 1939-41  
Cincinnati Reds 1942-45

**Mike Trombley - P** **Drafted: 14th Rd (1989)**  
Minnesota Twins 1992-99  
Baltimore Orioles 2000-01  
Los Angeles Dodgers 2001  
Minnesota Twins 2002

**Harold "Hal" Wagner - C**  
Philadelphia A's 1937-44  
Boston Red Sox 1944, 1946-47  
Detroit Tigers 1947-48  
Philadelphia Phillies 1948-49

**Ken "Hal" Weaver - P**  
Boston Braves 1936

**Bill Werber - 3B**  
New York Yankees 1930, 1933  
Boston Red Sox 1933-36  
Philadelphia A's 1937-38  
Cincinnati Reds 1939-41  
New York Giants 1942



*Dick Groat played 14 seasons in the big leagues and was the 1960 National League MVP. A five-time All-Star, Groat put together a .286 lifetime batting average and collected two World Series rings with the Pirates and Cardinals.*



# Career Offensive Records

## Games Played

240	Jeff Becker	1996-2000
222	Kevin Kelly	1999-2002
219	Michael Fletcher	1995-98
219	Troy Caradonna	2000-03
218	Frankie Chiou	1994-97
215	Ryan Jackson	1991-94
214	Adam Murray	2003-06
214	Javier Socorro	2006-06
214	Cass Hopkins	1990-93
212	Mike King	1993-96
209	Gregg Maluchnik	1995-98
207	Sean McNally	1991-94
205	Jeff Piscorik	1992-95
199	Luis Duarte	1992-95
194	Bryan Smith	2001-05

## Games Started

240	Jeff Becker	1996-2000
221	Kevin Kelly	1999-2002
218	Frankie Chiou	1994-97
217	Troy Caradonna	2000-03
215	Ryan Jackson	1991-94
214	Javier Socorro	2003-06
212	Adam Murray	2003-06
209	Gregg Maluchnik	1995-98
208	Mike King	1993-96
205	Cass Hopkins	1990-93
198	Michael Fletcher	1995-98
198	Sean McNally	1991-94
193	Quinton McCracken	1989-92
190	Jeff Piscorik	1992-95
180	Bryan Smith	2001-05

## At-Bats

947	Jeff Becker	1996-2000
859	Ryan Jackson	1991-94
846	Kevin Kelly	1999-2002
825	Javier Socorro	2003-06
821	Troy Caradonna	2000-03
806	Mike King	1993-96
804	Frankie Chiou	1994-97
780	Adam Murray	2003-06
765	Michael Fletcher	1995-98
759	Gregg Maluchnik	1995-98
756	Sean McNally	1991-94
754	Quinton McCracken	1989-92
703	Cass Hopkins	1990-93
689	Vaughn Schill	1997-99
687	Bryan Smith	2001-05

## Runs Scored

232	Jeff Becker	1996-2000
203	Frankie Chiou	1994-97
200	Vaughn Schill	1997-99
187	Ryan Jackson	1991-94
187	Quinton McCracken	1989-92
179	Mike King	1993-96
173	Jeff Piscorik	1992-95
172	Gregg Maluchnik	1995-98
172	Sean McNally	1991-94
158	Scott Pinoni	1992-94
151	Michael Fletcher	1995-98
150	Kevin Kelly	1999-2002
146	Luis Duarte	1992-95
142	Mark Militello	1981-84
135	Adam Murray	2003-06

## Hits

334	Jeff Becker	1996-2000
277	Ryan Jackson	1991-94
263	Quinton McCracken	1989-92
262	Vaughn Schill	1997-99
262	Mike King	1993-96
255	Kevin Kelly	1999-2002
254	Gregg Maluchnik	1995-98
254	Frankie Chiou	1994-97
251	Sean McNally	1991-94
246	Troy Caradonna	2000-03
245	Javier Socorro	2003-06
242	Michael Fletcher	1995-98
223	J.D. Alleva	1998-2001
218	Adam Murray	2003-06
203	Scott Pinoni	1992-94

## Doubles

74	Jeff Becker	1996-2000
60	Vaughn Schill	1997-99
60	Michael Fletcher	1995-98
56	Ryan Jackson	1991-94
55	Kevin Kelly	1999-2002
50	J.D. Alleva	1998-2001
49	Gregg Maluchnik	1995-98
49	Mike King	1993-96
48	Sean McNally	1991-94
47	David Norman	1988-91
46	Luis Duarte	1992-95
46	Scott Pinoni	1992-94
45	Jeff Piscorik	1992-95
44	Larry Broadway	2000-02
43	Bryan Smith	2001-05

## Triples

22	Quinton McCracken	1989-92
20	Bobby Brower	1979-82
17	Sean McNally	1991-94
15	Frankie Chiou	1994-97
13	Mark Militello	1981-84
11	Jeff Piscorik	1992-95
11	Don Pruett	1979-82
11	Dan Phelean	1969-72
10	Larry Doby	1976-79
10	Bill Werber	1951-53
9	Ryan Jackson	1991-94
9	Andy Cockrell	1955-57
8	Ten Players	

## Home Runs

42	Ryan Jackson	1991-94
37	Scott Pinoni	1992-94
35	Jeff Becker	1996-2000
33	Gregg Maluchnik	1995-98
29	Mike King	1993-96
28	Ed Conrey	1997-99
28	Sean McNally	1991-94
27	Michael Fletcher	1995-98
26	David Norman	1988-91
26	John Furch	1986-88
23	Vaughn Schill	1997-99
21	J.D. Alleva	1998-2001
18	Mike Olexa	1991-93
17	Larry Broadway	2000-02
17	Frankie Chiou	1994-97

## Runs Batted In

198	Jeff Becker	1996-2000
198	Gregg Maluchnik	1995-98
183	Ryan Jackson	1991-94
181	Sean McNally	1991-94
173	Mike King	1993-96
163	Michael Fletcher	1995-98
162	Ed Conrey	1997-99
156	Scott Pinoni	1992-94
142	Kevin Kelly	1999-2002
136	Frankie Chiou	1994-97
132	Troy Caradonna	2000-03
132	David Norman	1988-91
128	Wes Goodner	1998-2001
126	Brett Bartles	2005-07
122	Two Players	

## Batting Avg.

(300+ AB)		
.380	Vaughn Schill	1997-99
.353	Jeff Becker	1996-2000
.350	Mark Militello	1981-84
.349	Quinton McCracken	1989-92
.346	Nate Freiman	2006-Present
.343	Tom Decker	1981-84
.337	Scott Pinoni	1992-94
.334	Gregg Maluchnik	1995-98
.332	Sean McNally	1991-94
.326	J.D. Alleva	1998-2001
.325	Bill Werber	1951-53
.325	Mike King	1993-96
.324	Larry Broadway	2000-02
.322	Ryan Jackson	1991-94
.320	Bobby Brower	1979-82

## Walks

126	Frankie Chiou	1994-97
125	Jeff Piscorik	1992-95
120	Vaughn Schill	1997-99
111	Jeff Becker	1996-2000
109	Ed Conrey	1996-99
109	Gregg Maluchnik	1995-98
108	Scott Pinoni	1992-94
108	Quinton McCracken	1989-92
108	Rick Torgalski	1988-91
100	Ryan Jackson	1991-94
99	Kevin Kelly	1999-2002
94	Adam Murray	2003-06
89	Cass Hopkins	1990-93
87	Sean McNally	1991-94
86	Luis Duarte	1992-95

## Strikeouts


194	Kevin Kelly	1999-2002
143	Brett Bartles	2005-07
140	Bryan Smith	2001-05
139	Adam Murray	2003-06
132	Michael Fletcher	1995-98
123	Jeff Becker	1996-2000
122	Javier Socorro	2003-06
121	Sean McNally	1991-94
119	Gregg Maluchnik	1995-98
113	Wes Goodner	1998-2001
113	Mike King	1993-96
108	David Mason	1998-2001
106	Larry Broadway	2000-02
106	Jonathan Anderson	2004-07
104	Two Players	

## Fewest Strikeouts


(300+ AB)		
19	Bill Werber (379)	1951-53
28	Bruce Quintana (345)	1979-81
31	Tom Decker (426)	1981-84
34	David Hawkins (388)	1986-88
35	Robbie Cox (306)	1974-76
43	Randy Ozmun (354)	1989-90
43	Doug Eastman (353)	1987-88
46	Randy Blanchard (308)	1967-69
47	Bo Bochow (304)	1969-72
51	Luis Duarte (630)	1992-95
51	John Poff (362)	1971-74
52	Matt Williams (373)	2006-Present
55	Mark Militello (515)	1981-84
56	Jim Knight (312)	1986-87
58	Nate Freiman (332)	2006-Present

## Stolen Bases

98	Quinton McCracken	1989-92
97	Mark Militello	1981-84
75	Bobby Brower	1979-82
63	Cass Hopkins	1990-93
57	Erik Albright	1985-87
53	Tim Teer	1968-70
52	Bo Bochow	1969-72
47	Seth Edwards	1984-87
47	Don Pruett	1979-82
41	Jonathan Anderson	2004-07
41	Brad Novak	1984-87
36	Mr. Wooten	1902-04
35	Adam Murray	2003-06
34	Mike Olexa	1991-93



Jeff Becker holds seven career batting records, including the most hits, doubles and RBI.



Quinton McCracken is Duke's all-time triples and stolen base leader.





# Career Pitching Records

## Appearances

95	David Darwin	1993-96
90	Brad DuPree	1997-2000
84	Zach Schreiber	2001-04
82	Justin DiLucchio	2001-04
80	Jeff Alleva	2000-03
75	Craig Starman	1992-96
74	Tony Bajoczky	2004-07
74	Phil Harrell	1990-93
72	Greg Burke	2001-05
72	Kevin Perry	2000-03
72	Kevin Thompson	2000-04
72	Clayton Connor	1995-98
72	Mike Kotarski	1989-92
68	Teddy Sullivan	1996-99
67	Scott Schoeneweis	1993-96

## Games Started

51	Greg Burke	2001-05
51	Scott Schoeneweis	1993-96
49	Stephen Cowie	1996-99
44	Mike Kotarski	1989-92
41	Don Fowler	1985-88
39	David Darwin	1993-96
36	Richard Dishman	1995-97
35	Ryan Caradonna	1998-2001
35	Craig Starman	1992-96
35	Jeff Alleva	2000-03
34	Tim Layden	2002-04
33	Chris Capuano	1997-99
33	Scott Bromby	1984-87
31	Kevin Thompson	2000-04

## Wins

30	Scott Schoeneweis	1993-96
30	Joe Lewis	1951-53
27	Stephen Cowie	1996-99
24	David Darwin	1993-96
24	George Barley	1935-37
23	Craig Starman	1992-96
21	Ryan Jackson	1991-94
21	A.B. Bradsher	1901-05
20	Mike Kotarski	1989-92
18	Clayton Connor	1995-98
18	Craig Starman	1992-95
18	Scott Bromby	1984-87
17	David Darwin	1993-95
16	Jack Zarinsky	1989-92

## Losses

26	Greg Burke	2001-05
22	Mike Trombley	1987-89
21	Jeff Alleva	2000-03
21	Don Fowler	1985-88
20	Ryan Caradonna	1998-2001
20	Tim Layden	2002-04
19	Danny Otero	2004-06
18	Mike Kotarski	1989-92
18	Kirk Louderback	1975-76, 78
18	Kevin Thompson	2000-04
17	Chris Capuano	1997-99
16	Scott Schoeneweis	1993-96
15	Five Players	

## ERA

(150+ Innings Pitched)

1.61	Don Altman	1960-61
2.42	Al Schwartz	1969-72
3.04	Gordon Jackson	1991-94
3.10	Larry Brooks	1977-80
3.12	Carter Hill	1965-67
3.56	Steve Denison	1968-70
3.61	Phil Wilhelm	1967-69
3.70	Craig Starman	1992-95
3.92	Stephen Cowie	1996-99
3.95	Ronnie Kalish	1959-61
3.98	Ken Fay	1981-83
3.99	Jim Liccardo	1964-66
4.01	Kent Hetrick	1986-87
4.02	Richard Dishman	1995-97
4.09	Phil Harrell	1990-93

## ERA

(Since 1974, aluminum bats)

3.04	Gordon Jackson	1991-94
3.10	Larry Brooks	1977-80
3.70	Craig Starman	1992-95
3.92	Stephen Cowie	1996-99
3.98	Ken Fay	1981-83
4.01	Kent Hetrick	1986-87
4.02	Richard Dishman	1995-97
4.09	Phil Harrell	1990-93
4.12	Todd Lamb	1981-83
4.13	Scott Bromby	1984-87
4.15	David Darwin	1993-96
4.27	Danny Otero	2004-06
4.38	Jack Zarinsky	1989-92
4.49	Scott Schoeneweis	1993-96
4.54	Two Players	

## Complete Games

19	Ken Fay	1981-83
17	Scott Bromby	1984-87
16	Todd Lamb	1981-83
13	Don Fowler	1985-88
12	Mike Kotarski	1989-92
12	Don Mikush	1977-80
11	Ryan Jackson	1991-94
11	Mike Trombley	1987-89
11	Carter Hill	1965-67
11	Jim Liccardo	1964-66
10	Alan Soyer	1984-85
10	Larry Brooks	1977-80
10	Phil Wilhelm	1967-69
10	Stan Crisson	1963-64
10	Joe Lewis	1951-53

## Saves

13	Vaughn Schill	1997-99
13	Mark Sikorski	1984-86
11	David Darwin	1993-96
11	Ryan Jackson	1991-94
9	Mike Kotarski	1989-92
9	Michael Seander	2007-Present
8	Jeff Alleva	2000-03
7	Brad DuPree	1997-2000
7	Teddy Sullivan	1996-99
5	Blake Walker	2002-04
4	Six Players	

## Innings Pitched

327.0	Joe Lewis	1951-53
314.2	David Darwin	1993-96
312.1	Stephen Cowie	1996-99
310.0	Greg Burke	2001-05
306.2	Craig Starman	1992-96
305.2	Mike Kotarski	1989-92
302.2	Scott Schoeneweis	1993-96
270.2	Scott Bromby	1984-87
266.1	Don Fowler	1985-88
265.0	Brad DuPree	1997-2000
264.1	Jeff Alleva	2000-03
242.2	Ken Fay	1981-83
240.0	Ryan Jackson	1991-94
235.0	Richard Dishman	1995-97
233.2	Tony Bajoczky	2004-07

## Hits Allowed

418	Greg Burke	2001-05
360	Ryan Caradonna	1998-2001
357	Jeff Alleva	2000-03
350	David Darwin	1993-96
333	Stephen Cowie	1996-99
333	Scott Schoeneweis	1993-95
327	Brad DuPree	1997-2000
327	Craig Starman	1992-95
324	Mike Kotarski	1989-92
323	Scott Bromby	1984-87
303	Ryan Jackson	1991-94
303	Don Fowler	1985-88
276	Danny Otero	2004-06
264	Zach Schreiber	2000-04
259	Kevin Thompson	2000-04

## Fewest Hits Allowed

(150+ Innings Pitched)

118	Dick Burton (159.1)	1956-58
138	Robert Davis (163.2)	1952
142	Kent Hetrick (155.0)	1986-87
143	Phil Wilhelm (162.1)	1967-69
144	Steve Denison (154.2)	1968-70
148	Don Altman (168.2)	1960-61
150	Dick Smallwood (180.1)	1956-58
152	Al Schwartz (171.1)	1969-72
156	Gordon Jackson (157.0)	1991-94
159	Ronnie Kalish (171.0)	1959-61
170	Troy Blackburn (150.0)	1986-88

## Runs Allowed

278	Greg Burke	2001-05
216	Ryan Caradonna	1998-2001
213	Jeff Alleva	2000-03
203	Brad DuPree	1997-2000
197	Mike Kotarski	1989-92
186	Scott Schoeneweis	1993-96
181	Don Fowler	1985-88
181	Chris Capuano	1997-99
179	Scott Bromby	1984-87
175	David Darwin	1993-96
175	Stephen Cowie	1996-99
170	Zach Schreiber	2001-04
169	Mike Trombley	1987-89
168	Justin DiLucchio	2001-04

## Earned Runs Allowed

207	Greg Burke	2001-05
189	Ryan Caradonna	1998-2001
177	Brad DuPree	1997-2000
168	Jeff Alleva	2000-03
154	Two Players	

## Fewest Earned Runs Allowed

(150+ Innings Pitched)

50	Don Altman (168.2)	1960-61
65	Dick Burton (159.1)	1956-58
65	Dick Smallwood (180.1)	1956-58
72	Al Schwartz (171.1)	1969-72
81	Kent Hetrick (155.0)	1986-87

## Walks Allowed

179	Richard Dishman	1994-97
144	Ken Fay	1981-83
134	Joe Lewis	1951-53
129	Chris Capuano	1997-99
123	David Darwin	1993-96
118	Mike Kotarski	1989-92
110	Brad DuPree	1997-2000
109	Scott Schoeneweis	1993-96
109	Don Fowler	1985-88
108	Tim Layden	2002-04
106	Zach Schreiber	2001-04
97	Steve Denison	1968-70
96	Phil Wilhelm	1967-69
93	Carter Hill	1965-67
91	Two Players	

## Fewest Walks Allowed

(150+ Innings Pitched)

27	Danny Otero (230.0)	2004-06
39	Dick Burton (159.1)	1956-58
42	Josh Shipman (167.0)	1993-94
44	Al Schwartz (171.1)	1969-72
48	Don Altman (168.2)	1960-61
52	Clayton Connor (208.0)	1995-97
53	Lenny Nieves (150.2)	1990-91
60	Tony Bajoczky (233.2)	2004-2007
59	Kent Hetrick (155.0)	1986-87
59	Dick Smallwood (180.1)	1956-58
62	Kevin Thompson (219.0)	2000-04
64	Larry Brooks (153.2)	1977-80
64	Gordon Jackson (157.0)	1969, 71-73

## Strikeouts

501	A.B. Bradsher	1901-05
315	Scott Schoeneweis	1993-96
307	Stephen Cowie	1996-99
285	Mike Kotarski	1989-92
277	Greg Burke	2001-05
260	Richard Dishman	1995-97
254	Joe Lewis	1951-53
251	Chris Capuano	1997-99
223	David Darwin	1993-96
217	Mike Trombley	1987-89
185	Tim Layden	2002-04
180	Craig Starman	1992-95
174	Brad DuPree	1997-2000
173	Jeff Alleva	2000-03
172	Zach Schreiber	2001-04



# Season Offensive Records

## Games Played

59	Scott Pinoni	1993
59	Ryan Jackson	1993
59	Sean McNally	1993
59	Mike Olexa	1993
59	Cass Hopkins	1993

## Games Started

59	Ryan Jackson	1993
59	Sean McNally	1993
59	Scott Pinoni	1993
58	Jeff Becker	1998
58	Jeff Becker	1997

## At-Bats

240	Vaughn Schill	1997
237	Kevin Kelly	2002
236	Brett Bartles	2006
236	Mike King	1996
235	Jeff Becker	1998
235	Jeff Becker	1997
233	Michael Fletcher	1997
233	Ryan Jackson	1994
232	Ryan Jackson	1993
231	Ed Conrey	1998
229	Vaughn Schill	1998
228	Larry Broadway	2000
228	J.D. Alleva	1998
226	Jordan Litrownik	1998
225	Bryan Smith	2002

## Runs Scored

74	Vaughn Schill	1998
69	Ryan Jackson	1994
68	Scott Pinoni	1994
67	Vaughn Schill	1999
62	Quinton McCracken	1992
61	Jeff Becker	1998
59	Kevin Kelly	2002
59	Gregg Maluchnik	1998
59	Vaughn Schill	1997
59	Ryan Jackson	1993
58	Jeff Becker	1996
58	Jimmy Gallagher	2007
56	Luis Duarte	1994
55	Four Players	

## Hits

93	Vaughn Schill	1997
89	Sean McNally	1994
88	Ryan Jackson	1994
86	Jeff Becker	1998
85	Vaughn Schill	1999
84	Vaughn Schill	1998
83	Kevin Kelly	2002
83	Michael Fletcher	1997
82	Jeff Becker	2000
81	Mike King	1996
80	Jeff Becker	1996
80	Luis Duarte	1995
80	Scott Pinoni	1994
80	Nate Freiman	2007
79	Four Players	

## Doubles

24	Vaughn Schill	1999
22	Jeff Becker	2000
21	Michael Fletcher	1997
20	Jeff Becker	1998
20	Jimmy Gallagher	2007
20	Vaughn Schill	1998
20	Scott Pinoni	1993
19	J.D. Alleva	1998
19	Nate Freiman	2007
19	Gregg Maluchnik	1996
19	Sean McNally	1994
18	Larry Broadway	2000
18	Michael Fletcher	1998
18	Jeff Becker	1997

## Triples

11	Bobby Brower	1981
8	Sean McNally	1994
8	Quinton McCracken	1992
8	Dan Phelan	1972
7	Frankie Chiou	1997
6	Ed Conrey	1999
6	Quinton McCracken	1989
6	Andy Cockrell	1956
6	Bill Werber	1953
5	Eight Players	

## Home Runs

22	Ryan Jackson	1994
19	Scott Pinoni	1994
16	Ed Conrey	1998
15	Sean McNally	1994
14	Vaughn Schill	1998
14	Gregg Maluchnik	1998
13	John Furch	1988
12	Jeff Becker	1997
12	Ryan Jackson	1993
11	Michael Fletcher	1998
11	Mike King	1995
11	Scott Pinoni	1992
11	David Norman	1990
10	Gregg Maluchnik	1996
10	Ron Bianco	1984

## Runs Batted In

76	Ed Conrey	1998
71	Sean McNally	1994
68	Gregg Maluchnik	1996
65	Scott Pinoni	1994
63	Ryan Jackson	1994
62	Jeff Becker	1997
60	Mike King	1996
59	Michael Fletcher	1998
54	Michael Fletcher	1997
53	Larry Broadway	2002
53	Gregg Maluchnik	1998
52	Brian Patrick	2002
52	J.D. Alleva	1998
51	Kevin Kelly	2002
50	Two Players	

## Batting Avg.

(130+ AB)

.408	Sean McNally	1994
.388	Vaughn Schill	1997
.386	Vaughn Schill	1999
.379	Scott Pinoni	1994
.378	Ryan Jackson	1994
.373	Quinton McCracken	1992
.370	David Mason	2001
.370	Dick Groat	1952
.369	Javier Socorro	2004
.369	Bobby Brower	1981
.368	Jeff Becker	2000
.368	Tom Brassil	1981
.369	Nate Freiman	2007
.367	Three Players	

## Total Bases

172	Ryan Jackson	1994
169	Sean McNally	1994
154	Vaughn Schill	1998
150	Scott Pinoni	1994
138	Ed Conrey	1998
137	Michael Fletcher	1997
137	Mike King	1995
136	Ryan Jackson	1993
134	Jeff Becker	2000
133	Kevin Kelly	2002
133	Mike King	1996
132	Jeff Becker	1997
130	Michael Fletcher	1998
128	Vaughn Schill	1999
127	Two Players	

## Sl G. Percentage

.775	Sean McNally	1994
.738	Ryan Jackson	1994
.711	Scott Pinoni	1994
.672	Vaughn Schill	1998
.653	John Furch	1988
.625	David Norman	1990
.620	Mike King	1995
.605	Gregg Maluchnik	1998
.601	Jeff Becker	2000
.597	Ed Conrey	1998
.588	Michael Fletcher	1998
.588	Michael Fletcher	1997
.587	Gregg Maluchnik	1996
.586	Ryan Jackson	1993
.582	Vaughn Schill	1999

## Walks

55	Vaughn Schill	1998
54	Jeff Piscorik	1995
50	Larry Broadway	2002
45	Scott Pinoni	1993
45	Rick Torgalski	1988
44	L.K. Thompson	1982
43	Ed Conrey	1997
43	Tim Layden	2004
41	Buddy Copeland	1981
40	Ed Conrey	1998
40	Frankie Chiou	1995
38	Cass Hopkins	1990
37	Michael Fletcher	1998
37	Brad Novak	1987
36	Two Players	

## OB. Percentage

.493	Vaughn Schill	1998
.483	Vaughn Schill	1999
.468	Sean McNally	1994
.468	Quinton McCracken	1992
.467	Quinton McCracken	1989
.464	Scott Pinoni	1994
.464	Rick Torgalski	1989
.463	Scott Pinoni	1993
.462	Vaughn Schill	1997
.460	Jeff Becker	2000
.459	Jeff Becker	1998
.456	Gregg Maluchnik	1997
.454	Michael Fletcher	1998
.452	Larry Broadway	2002
.444	Two Players	

## Strikeouts

59	Brett Bartles	2006
57	Kevin Kelly	2002
53	Kevin Kelly	2000
52	Senterrio Landrum	2003
51	Jonathan Nicolla	2006
50	Drew Jerdan	2001
49	Bryan Smith	2004
48	Kevin Kelly	1999
48	Scott Grossi	1999
46	Drew Jerdan	2002
45	Gregg Maluchnik	1998
45	Ray Farmer	1994
44	Brett Bartles	2005
44	Tim Layden	2004
43	Two Players	

## Fewest Strikeouts

(125+ AB)

7	Tom Brassil (125)	1982
9	Mark Heffley (139)	1984
10	David Hawkins (135)	1986
10	Luis Duarte (218)	1995
11	Tony D'Ambrosio (157)	1989
11	Ryan McCurdy (146)	2007

## Hit By Pitch

13	Matt Williams	2006
12	Jeff Becker	1998
11	Five Players	

## Stolen Bases

33	Quinton McCracken	1992
30	Bobby Brower	1981
27	Mark Militello	1984
26	Quinton McCracken	1990
25	Erik Albright	1985
25	T.B. Suiter	1907
24	Seth Edwards	1986
24	Mark Militello	1982
24	Mark Militello	1981
23	Quinton McCracken	1991
22	Mark Militello	1983
22	Bobby Brower	1982
21	Randy Goodroe	1995
21	Erik Albright	1986
21	Bo Bochow	1971





# Season Pitching Records

## Appearances

35	David Darwin	1996
31	Blake Walker	2003
31	Teddy Sullivan	1999
29	Brad DuPree	2000
28	Michael Seander	2007
27	Kevin Perry	2001
27	Jeff Alleva	2000
27	Kevin Perry	2000
27	Kevin Thompson	2000
26	Justin DiLucchio	2001
25	Steve Schroeder	2000
24	Five Players	

## Games Started

19	Greg Burke	2005
18	Stephen Cowie	1999
18	Stephen Cowie	1998
17	David Darwin	1995
17	Scott Schoeneweis	1993
16	Ryan Caradonna	2001
15	Danny Otero	2005
15	Ryan Caradonna	2000
15	Chris Capuano	1999
15	Mike Kotarski	1990
15	Mike Trombley	1989
15	Tim Layden	2004
15	Zach Schreiber	2004
14	Eight Players	

## Wins

13	A.B. Bradsher	1904
12	Scott Schoeneweis	1993
12	Joe Lewis	1952
11	Stephen Cowie	1998
10	Scott Schoeneweis	1996
10	Joe Lewis	1953
10	David Smith	1938
10	George Barley	1937
9	Tony Bajoczky	2007
9	Brent Reid	1998
9	Robert Davis	1953
9	E.L. Jenkins	1929
8	Five Players	

## Losses

11	Danny Otero	2005
10	Kevin Thompson	2003
10	Ryan Caradonna	2001
10	Mike Trombley	1989
10	Don Fowler	1988
9	Greg Burke	2005
9	Stephen Cowie	1999
9	Mike Trombley	1988
8	Tony Bajoczky	2006
8	David Torcise	2005
8	Tim Layden	2002
8	Ryan Caradonna	2000
8	Steve Schroeder	2000
7	Nine Players	

## ERA

(70+ Innings Pitched)

0.82	Don Altman	1960
1.13	Stan Crisson	1963
1.60	Joe Lewis	1953
1.95	Dick Smallwood	1956
2.20	Danny Otero	2006
2.23	Todd Lamb	1981
2.44	Don Altman	1961
2.70	Steve Denison	1970
2.73	George Carver	1953
2.75	David Darwin	1996
2.80	Stephen Cowie	1997
2.84	Carter Hill	1966
2.85	Stephen Cowie	1998
2.86	Craig Starman	1992
2.97	Dick Smallwood	1957

## ERA

(Since 1974, aluminum bats; 70+ IP)

2.20	Danny Otero	2006
2.23	Todd Lamb	1981
2.75	David Darwin	1996
2.80	Stephen Cowie	1997
2.85	Stephen Cowie	1998
3.12	Scott Schoeneweis	1993
3.21	David Darwin	1993
3.22	Tony Bajoczky	2007
3.23	Scott Schoeneweis	1996
3.31	Phil Harrell	1993
3.47	Kent Hetrick	1986
3.55	Scott Bromby	1986
3.56	Richard Dishman	1996
3.61	Don Fowler	1987
3.63	Ryan Jackson	1993

## Complete Games

10	Joe Lewis	1953
9	Ken Fay	1983
8	Scott Bromby	1985
8	Stan Crisson	1963
8	Dick Densmore	1962
7	Kent Hetrick	1987
7	Todd Lamb	1981
6	Mike Trombley	1988
6	Don Fowler	1987
6	Scott Bromby	1984
6	Alan Soyer	1984
6	Joe Seaton	1982
6	Ken Fay	1982
6	Don Mikush	1979
6	Kirk Louderback	1975

## Saves

10	David Darwin	1996
10	Mark Sikorski	1986
9	Michael Seander	2007
8	Vaughn Schill	1998
8	Mike Kotarski	1992
7	Jeff Alleva	2001
6	Teddy Sullivan	1999
5	Brad DuPree	2000
5	Vaughn Schill	1997
5	Ryan Jackson	1993
4	Ryan Jackson	1994
4	John Courtright	1990
4	Danny Otero	2004
3	Seven Players	

## Innings Pitched

129.0	Joe Lewis	1953
126.1	Stephen Cowie	1998
116.1	Stephen Cowie	1999
111.1	Ryan Caradonna	2000
111.0	E.L. Jenkins	1929
106.2	Scott Schoeneweis	1993
106.0	Joe Lewis	1952
103.0	Mike Trombley	1988
97.2	Greg Burke	2005
97.2	Don Fowler	1987
95.1	Ryan Caradonna	2001
95.0	Scott Bromby	1985
95.0	Ken Fay	1983
94.2	Danny Otero	2005
93.0	David Darwin	1995

## Hits Allowed

135	Stephen Cowie	1998
131	Ryan Caradonna	2000
130	Ryan Caradonna	2001
129	Stephen Cowie	1999
126	Greg Burke	2005
121	Ryan Jackson	1994
120	Tony Bajoczky	2006
120	Danny Otero	2005
118	Mike Trombley	1988
114	Josh Shipman	1994
111	David Darwin	1995
107	Greg Burke	2001
107	Scott Bromby	1985
104	David Darwin	1994
103	Jonathan Anderson	2006

## Fewest Hits Allowed

(70+ Innings Pitched)

49	Joe Lewis (92.0)	1951
50	Stan Crisson (79.1)	1963
53	Todd Lamb (73.2)	1981
57	Dick Smallwood (81.2)	1956
59	Kent Hetrick (70.0)	1986
60	David Darwin (93.0)	1995
60	Carter Hill (76.2)	1966
62	Robert Davis (71.0)	1951
64	Craig Starman (72.1)	1992
66	George Carver (79.1)	1953
69	Steve Denison (80.0)	1970
69	E.L. Jenkins (111.0)	1929
70	Tony Runion (71.1)	1991
71	Richard Dishman (72.2)	1997

## Most Runs Allowed

93	Greg Burke	2005
81	Ryan Caradonna	2001
80	Stephen Cowie	1999
76	Jonathan Anderson	2006
74	Danny Otero	2005
74	Mike Trombley	1988
73	Greg Burke	2001
73	Ryan Jackson	1994
73	Mike Trombley	1989
71	Tony Bajoczky	2006
70	Don Fowler	1988
69	Ryan Caradonna	2000
69	Brad DuPree	1999

## Earned Runs Allowed

67	Stephen Cowie	1999
65	Ryan Caradonna	2001
65	Ryan Jackson	1994
64	Greg Burke	2005
63	Ryan Caradonna	2000
62	Jonathan Anderson	2006
62	Tony Bajoczky	2006
61	Danny Otero	2005
59	Greg Burke	2001
57	Mike Trombley	1988
57	Alan Soyer	1984
56	Chris Capuano	1997

## Walks Allowed

70	Joe Lewis	1953
64	Joe Lewis	1952
60	Ken Fay	1983
58	Rich Dishman	1995
51	Chris Capuano	1997
47	Ken Fay	1981
45	Mike McNamara	1986
45	E.L. Jenkins	1929
44	Steve Denison	1970
43	Richard Dishman	1996
43	Alan Soyer	1984
43	Robert Davis	1952
42	Chris Capuano	1999
42	Todd Lamb	1982

## Fewest Walks Allowed

(70+ Innings Pitched)

6	Danny Otero (73.2)	2006
13	Danny Otero (94.2)	2005
14	Craig Starman (72.1)	1992
17	Ryan Jackson (74.1)	1993
18	Ryan Jackson (74.0)	1992
18	Dick Smallwood (78.2)	1957
19	Kevin Thompson (81.0)	2001
19	Craig Starman (92.0)	1995
19	Don Altman (81.0)	1961
20	Clayton Conner (77.2)	1997
21	Tony Bajoczky (91.2)	2006
22	Dick Densmore (90.2)	1962
22	Greg Burke (83.2)	2004
23	Three Players	

## Strikeouts

171	A.B. Bradsher	1904
161	A.B. Bradsher	1905
147	Joe Lewis	1953
137	Stephen Cowie	1999
111	Stephen Cowie	1998
110	Scott Schoeneweis	1993
109	Scott Schoeneweis	1996
107	Joe Lewis	1952
105	Mike Trombley	1988
105	E.L. Jenkins	1929
99	A.B. Bradsher	1903
94	Greg Burke	2005
93	Chris Capuano	1999
93	Richard Dishman	1996
93	Dick Smallwood	1957



# Annual Offensive Leaders



Quinton McCracken



David Norman



Sean McNally



Ryan Jackson



Jeff Becker



Brett Bartles



Jimmy Gallagher

## Batting Average

1948	Ed Perini	347
1951	Tom Powers	417
1952	Red Smith	413
1953	Al Spangler	384
1954	Al Spangler	403
1956	Andy Cockrell	360
1957	Dave Sime	376
1958	Lon Bonczek	288
1959	John Frye	271
1960	Lynn Fader	265
1961	Ronnie Davis	349
1962	Bob Rankin	337
1963	Biff Bracy	385
1964	Stan Crisson	310
1965	Biff Bracy	330
1966	Larry Davis	284
1967	Randy Blanchard	315
1968	Tim Teer	354
1969	Don Robertson	338
1970	Dan Phelan	309
1971	Bo Bochow	290
1972	Bo Bochow	343
1973	Mark Manuel	333
1974	Troyan/Cox	250
1975	Robbie Cox	308
1976	Bob Michael	278
1977	A. Schoenhof	328
1978	Larry Doby	365
1979	Bryan Tenney	330
1980	Kevin Rigby	410
1981	Tom Decker	378
1982	Mark Millitello	358
1983	Mark Millitello	380
1984	Fred Donegan	391
1985	Bud Nixon	345
1986	David Hawkins	348
1987	Doug Eastman	364
1988	John Furch	341
1989	Quinton McCracken	322
1990	Quinton McCracken	363
1991	David Norman	335
1992	Quinton McCracken	373
1993	Scott Pinoni	353
1994	Sean McNally	408
1995	Luis Duarte	367
1996	Jeff Becker	364
1997	Vaughn Schill	388
1998	Vaughn Schill	367
1999	Vaughn Schill	386
2000	Jeff Becker	368
2001	David Mason	370
2002	Kevin Kelly	350
2003	Brian Patrick	329
2004	Javier Socorro	369
2005	Adam Murray	312
2006	Jonathan Anderson	313
2007	Nate Freiman	369

## Runs

1948	Bill Bergeron	29
1952	Richard Johnson	47
1953	Al Spangler	31
1954	Al Spangler	29
1956	Bernie Blaney	29
1957	Andy Cockrell	33
1958	Bonczek/Maynard	12
1959	Pete Maynard	12
1960	Lynn Fader	16
1961	Ronnie Davis	29
1962	Bob Rankin	26
1963	Biff Bracy	25
1964	John Gutekunst	17
1965	Barrett/Bracy	10
1966	Frank Ryan	13
1967	Stan Coble	16
1968	Tim Teer	22
1969	Tim Teer	20
1970	John Posen	21
1971	Bo Bochow	21
1972	Bochow/Phelan	20
1973	John Poff	11
1974	Flesh/Albright	12
1975	John Lemen	16
1976	Larry Doby	15
1977	John Lemen	15

1978	Steve Gordon	22
1979	Three Players	19
1980	Kevin Rigby	36
1981	Bobby Brower	53
1982	Bobby Brower	38
1983	Mark Millitello	36
1984	Mark Millitello	48
1985	Erik Albright	37
1986	Erik Albright	31
1987	Jim Knight	37
1988	John Furch	39
1989	Q. McCracken	34
1990	Q. McCracken	46
1991	Q. McCracken	45
1992	Q. McCracken	62
1993	Ryan Jackson	56
1994	Ryan Jackson	69
1995	Frankie Chiou	55
1996	Jeff Becker	58
1997	Vaughn Schill	59
1998	Vaughn Schill	74
1999	Vaughn Schill	85
2000	Jeff Becker	50
2001	J.D. Alleva	42
2002	Kevin Kelly	59
2003	Brian Patrick	42
2004	Javier Socorro	41
2005	Adam Murray	39
2006	Jimmy Gallagher	46
2007	Jimmy Gallagher	58

## Hits

1948	Three Players	32
1951	Dick Groat	39
1952	Dick Groat	65
1953	Al Spangler	48
1954	Al Spangler	35
1956	Andy Cockrell	40
1957	Pete Maynard	40
1958	Pete Maynard	23
1959	John Frye	23
1960	Lynn Fader	22
1961	Ronnie Davis	38
1962	Dave Uible	34
1963	Biff Bracy	37
1964	Tom Taylor	23
1965	Biff Bracy	30
1966	Frank Ryan	24
1967	Randy Blanchard	34
1968	Larry Davis	35
1969	Tim Teer	33
1970	John Posen	31
1971	Bochow/Phelan	27
1972	Dan Phelan	32
1973	John Poff	27
1974	Flesh/Albright	21
1975	Robbie Cox	29
1976	Jim Turner	28
1977	Hudspeth/King	20
1978	Steve Gordon	37
1979	Don Pruett	35
1980	Kevin Rigby	43
1981	Tom Brassil	60
1982	Mark Millitello	44
1983	Mark Millitello	46
1984	Mark Heffley	51
1985	Bud Nixon	49
1986	Chip Mathes	52
1987	Doug Eastman	67
1988	John Furch	58
1989	Q. McCracken	49
1990	Q. McCracken	74
1991	Q. McCracken	64
1992	Q. McCracken	76
1993	Scott Pinoni	74
1994	Ryan Jackson	88
1995	Luis Duarte	80
1996	Mike King	81
1997	Vaughn Schill	93
1998	Jeff Becker	86
1999	Vaughn Schill	85
2000	Jeff Becker	82
2001	David Mason	77
2002	Kevin Kelly	83
2003	Brian Patrick	69
2004	Javier Socorro	79

2005	Adam Murray	63
2006	Brett Bartles	69
2007	Nate Freiman	80

## Doubles

1948	Stu Erickson	6
1952	Dick Groat	10
1953	Clapp/Tarr	6
1954	Jake Tarr	6
1956	Bernie Blaney	7
1957	Lon Bonczek	10
1958	Butch Allie	5
1959	Art Browning	4
1960	Art Browning	4
1961	Three Players	5
1962	Brooks Fader	8
1963	Tommy Taylor	7
1964	Bucky Fader	4
1965	Steve Holloway	7
1966	Dick Warren	5
1967	Randy Blanchard	5
1968	Randy Blanchard	7
1969	Randy Blanchard	7
1970	Mike Davies	7
1971	John Johnstone	6
1972	Bo Bochow	7
1973	John Poff	4
1974	John Poff	5
1975	Robbie Cox	5
1976	Jim Turner	5
1977	Four Players	4
1978	Larry Doby	9
1979	Pruett/Brower	5
1980	Tenney/Rigby	8
1981	Buddy Copeland	11
1982	Thomas Decker	8
1983	Mark Millitello	9
1984	Donegan/Decker	13
1985	Bud Nixon	12
1986	Chip Mathes	12
1987	Doug Eastman	18
1988	John Furch	12
1989	Rick Torgalski	10
1990	David Norman	14
1991	David Norman	15
1992	Jackson/Pinoni	13
1993	Scott Pinoni	20
1994	Sean McNally	19
1995	Luis Duarte	18
1996	Gregg Maluchnik	19
1997	Michael Fletcher	21
1998	Schill/Becker	20
1999	Vaughn Schill	24
2000	Jeff Becker	22
2001	Kevin Kelly	15
2002	Brian Patrick	17
2003	Tim Layden	16
2004	Bryan Smith	17
2005	Three Players	11
2006	Jimmy Gallagher	15
2007	Jimmy Gallagher	20

## Triples

1948	Four Players	2
1952	Benny Cavaliere	5
1953	Bill Werber	6
1954	Dick Brewer	4
1956	Andy Cockrell	6
1957	Cockrell/Blaney	3
1958	Butch Allie	2
1959	John Frye	3
1960	Butch Williams	2
1961	McKinley/Williams	2
1962	Dave Uible	3
1963	Uible/Bracy	2
1964	Sonny Odom	2
1965	Sonny Odom	4
1966	Three Players	1
1967	Stan Coble	4
1968	Larry Davis	4
1969	Three Players	2
1970	Three Players	2
1971	Steve Setteducato	3
1972	Dan Phelan	8
1973	John Poff	3
1974	Flesh/Poff	3

1975	Three Players	1
1976	Larry Doby	4
1977	Schoenhof/Lemen	2
1978	Steve Gordon	3
1979	Larry Doby	4
1980	Rigby/Gawdun	3
1981	Bobby Brower	11
1982	Bobby Brower	5
1983	Mark Millitello	4
1984	Mark Millitello	5
1985	Bud Nixon	4
1986	Three Players	2
1987	Rich Beviglia	2
1988	Rick Torgalski	3
1989	Q. McCracken	6
1990	McCracken/Ozman	5
1991	Sean McNally	4
1992	Q. McCracken	8
1993	Ryan Jackson	5
1994	Sean McNally	8
1995	Three Players	5
1996	Frankie Chiou	5
1997	Frankie Chiou	7
1998	Vaughn Schill	4
1999	Ed Conrey	6
2000	Jeff Becker	3
2001	David Mason	2
2002	Kelly/Patrick	4
2003	Brian Patrick	3
2004	Javier Socorro	3
2005	Corey Whiting	3
2006	Jimmy Gallagher	5
2007	Brett Bartles	5

## Home Runs

1948	Stu Erickson	6
1952	Red Smith	6
1953	Al Spangler	5
1954	Five Players	1
1956	Andy Cockrell	2
1957	Dave Sime	4
1958	Bonczek/Allie	2
1959	Pete Maynard	2
1960	Lynn Fader	4
1961	Ronnie Davis	6
1962	Rankin/Uible	2
1963	Biff Bracy	7
1964	Scotty Glacken	3
1965	Barringer/Bracy	1
1966	Ryan/Coble	2
1967	Randy Blanchard	2
1968	Davis/Ryan	3
1969	Davis/Blanchard	2
1970	Dan Phelan	3
1971	Dan Phelan	2
1972	John Poff	2
1973	None	0
1974	Flesh/Poff	1
1975	Manuel/Bayless	2
1976	Dixon/Doby	1
1977	Bill King	4
1978	Bill King	4
1979	Don Pruett	5
1980	Kevin Rigby	5
1981	Bobby Brower	5
1982	Gary Brown	6
1983	L. Thompson	8
1984	Ron Bianco	10
1985	Nixon/Beviglia	3
1986	John Furch	4
1987	John Furch	9
1988	John Furch	13
1989	Four players	2
1990	David Norman	11
1991	David Norman	9
1992	Scott Pinoni	11
1993	Ryan Jackson	12
1994	Ryan Jackson	22
1995	Mike King	11
1996	Maluchnik/King	10
1997	Jeff Becker	12
1998	Ed Conrey	16
1999	Ed Conrey	8
2000	J.D. Alleva/Becker	8
2001	J.D. Alleva/Bechtold	5
2002	Kevin Kelly	9

2003	Brian Patrick	6
2004	Tim Layden	6
2005	Eric Baumann	4
2006	Brett Bartles	7
2007	Bartles/Freiman	7

## RBI

1948	Stu Erickson
1952	Dick Groat
1953	Bill Werber
1954	James Smith
1956	Andy Cockrell
1957	Pete Maynard
1958	Butch Allie
1959	Art Browning
1960	Fader/McCracken
1961	Rankin/Browning
1962	Dave Uible
1963	Biff Bracy
1964	Biff Bracy
1965	Biff Bracy
1966	Frank Ryan
1967	Randy Blanchard
1968	Larry Davis
1969	Randy Blanchard
1970	Dan Phelan
1971	Dan Phelan
1972	John Johnstone
1973	John Poff
1974	Flesh/Poff
1975	Mark Manuel
1976	Tim Cecil
1977	Andy Schoenhof
1978	Allen Hudspeth
1979	Don Pruett
1980	Kevin Rigby
1981	Brower/Brassil
1982	Thomas Brassil
1983	L. Thompson
1984	Ron Bianco
1985	Mark Carozzi
1986	Jim Knight
1987	John Furch
1988	David Hawkins
1989	T. D'Ambrosio
1990	Norman/Ozman
1991	David Norman
1992	Ryan Jackson
1993	McNally/Pinoni
1994	Sean McNally
1995	Mike King
1996	G. Maluchnik
1997	Jeff Becker
1998	Ed Conrey
1999	Ed Conrey
2000	Jeff Becker
2001	David Mason
2002	Larry Broadway
2003	Brian Patrick
2004	Tim Layden
2005	Brett Bartles
2006	Brett Bartles
2007	Bartles/Freiman

Walks

1953	Billy Lea
1954	Al Spangler
1956	Not Available
1957	Lon Bonczak
1958-65	Not recorded
1966	Dick Warren
1967	Dick Warren
1968	Dave Snyder
1969	Blanchard/Teer
1970	Dan Phelan
1971	Bo Bochow
1972	John Johnstone
1973	Troyan/Austin
1974	Buddy Flesh
1975	Steve Kesses
1976	John Lemen
1977	Bob Michael
1978	Steve Gordon
1979	Doby/Gordon
1980	Kevin Rigby
1981	Buddy Copeland





# Annual Pitching Leaders



Don Altman



John Courtright



Scott Schoeneweis



Stephen Cowie



Jeff Alleva



Jim Perry



Tony Bajoczky

## ERA

1952	George Carver	3.79
1953	Joe Lewis	1.60
1954	Dick Kreutzler	2.22
1956	Dick Smallwood	1.95
1957	Dick Burton	2.00
1958	Dick Burton	2.62
1959	Bob Byers	2.74
1960	Don Altman	0.82
1961	Don Altman	2.44
1962	Bob Turner	2.80
1963	Stan Crisson	1.13
1964	Jay Hopkins	2.40
1965	D. Helms	1.48
1966	Carter Hill	2.84
1967	Phil Wilhelm	3.00
1968	Jeff Mitchell	4.03
1969	Phil Wilhelm	2.32
1970	Leo Hart	1.25
1971	Al Schwartz	0.89
1972	Al Schwartz	2.09
1973	Gordy Jackson	2.71
1974	Eddie Pieczynski	4.34
1975	Kirk Louderback	3.25
1976	Jim Spanarkel	2.73
1977	Pete Miller	3.38
1978	Larry Brooks	3.50
1979	Larry Brooks	2.73
1980	Don Mikush	2.85
1981	Ken Fay	2.94
1982	Joe Seaton	2.84
1983	James Long	2.67
1984	Scott Bromby	2.10
1985	Alan Soyer	4.31
1986	Mike Sikorski	3.15
1987	Don Fowler	3.61
1988	Mike Trombley	4.98
1989	Tim Roberts	1.78
1990	Tim Rumor	2.83
1991	Tony Runion	3.66
1992	Craig Starman	2.86
1993	Josh Shipman	2.72
1994	Craig Starman	4.63
1995	Brian Casey	3.18
1996	David Darwin	2.75
1997	Stephen Cowie	2.80
1998	Stephen Cowie	2.85
1999	Teddy Sullivan	4.39
2000	Larry Broadway	4.68
2001	Zach Schreiber	4.50
2002	Justin DiLucchio	4.91
2003	Jim Perry	1.75
2004	Jim Perry	2.70
2005	Jim Perry	5.36
2006	Danny Otero	2.20
2007	Michael Seander	1.61

## Wins

1951	Joe Lewis	8
1952	Joe Lewis	12
1953	Joe Lewis	10
1954	Harold Turner	4
1956	Dick Smallwood	6
1957	Smallwood/Burton	6
1958	Dick Burton	4
1959	Ron Kalish	5
1960	Don Altman	8
1961	Don Altman	6
1962	Dick Densmore	7
1963	Stan Crisson	6
1964	Stan Crisson	2
1965	Jim Liccardo	3
1966	Carter Hill	4
1967	Carter Hill	3
1968	Three Players	3
1969	Phil Wilhelm	4
1970	Steve Denison	6
1971	Schwartz/Buschman	3
1972	Al Schwartz	5
1973	Gordy Jackson	3
1974	Four Players	2
1975	Tim Fremuth	3
1976	Chuck Baker	2
1977	Carl Nelson	3
1978	Don Mikush	5
1979	Larry Brooks	4
1980	Larry Brooks	4
1981	Ken Fay	7

1982	Joe Seaton	6
1983	Todd Lamb	4
1984	Bromby/Bouchard	5
1985	Scott Bromby	8
1986	Mike McNamara	6
1987	Fowler/Hetrick	5
1988	Trombley/Fowler	3
1989	LaPietra/Zarinsky	4
1990	Kotarski/Rumor	6
1991	John Courtright	7
1992	Ryan Jackson	8
1993	Scott Schoeneweis	12
1994	Scott Schoeneweis	8
1995	David Darwin	7
1996	Scott Schoeneweis	10
1997	Capuano/Cowie	6
1998	Stephen Cowie	11
1999	Stephen Cowie	8
2000	Ryan Caradonna	5
2001	Kevin Thompson	7
2002	Alleval/DiLucchio	5
2003	Alleval/Schreiber	4
2004	Tim Layden	6
2005	Burke/Otero	5
2006	Danny Otero	5
2007	Tony Bajoczky	9

## Appearances

1952	Joe Lewis	17
1953	Joe Lewis	20
1954	Dick Kreutzler	10
1956	Fatzinger/Burton	10
1957	Dick Smallwood	11
1958	Dick Burton	12
1959	Not Available	
1960	Not Available	
1961	Don Altman	13
1962	Dick Densmore	13
1963	Stan Crisson	11
1964	Merrill Ambler	9
1965	Jim Liccardo	11
1966	Hill/Liccardo	11
1967	Carter Hill	12
1968	Jeff Mitchell	11
1969	Al Schwartz	16
1970	Denison/Felton	12
1971	Craig Buschman	11
1972	Al Schwartz	9
1973	Gordy Jackson	9
1974	Eddie Pieczynski	11
1975	Kirk Louderback	11
1976	Louderback/Dewhirst	10
1977	Ted Gardner	7
1978	Carl Nelson	10
1979	Ed Nolan	9
1980	Ed Nolan	9
1981	Ed Nolan	12
1982	Ken Fay	10
1983	Ken Fay	11
1984	Alan Soyer	10
1985	Mark Sikorski	18
1986	Mark Sikorski	24
1987	Witte/Fowler	16
1988	Trombley/Witte	17
1989	Mike Trombley	15
1990	Lenny Nieves	24
1991	Lenny Nieves	22
1992	Mike Kotarski	24
1993	Starman/Darwin	20
1994	Shipman/Barr	23
1995	Brian Casey	21
1996	David Darwin	35
1997	Clayton Connor	22
1998	Brad DuPree	24
1999	Teddy Sullivan	31
2000	Brad DuPree	29
2001	Kevin Perry	27
2002	Schreiber/Sember	22
2003	Blake Walker	31
2004	Three Players	23
2005	Perry/Bajoczky	23
2006	Tony Bajoczky	24
2007	Michael Seander	28

## Complete Games

1953	Joe Lewis	10
1954	Turner/Goodman	3
1957	Dick Smallwood	6
1958	Dick Burton	4

1962	Dick Densmore	8
1963	Stan Crisson	8
1964	Four Players	2
1965	Jim Liccardo	4
1966	Jim Liccardo	6
1967	Carter Hill	4
1968	Phil Wilhelm	3
1969	Phil Wilhelm	4
1970	Steve Denison	5
1971	Chuck Munday	3
1972	Al Schwartz	5
1973	Gordy Jackson	6
1974	Eddie Pieczynski	6
1975	Kirk Louderback	6
1976	Baker/Louderback	2
1977	Ted Gardner	3
1978	Don Mikush	5
1979	Don Mikush	6
1980	Ed Nolan	4
1981	Todd Lamb	7
1982	Seaton/Fay	6
1983	Ken Fay	9
1984	Soyer/Bromby	6
1985	Scott Bromby	8
1986	Scott Bromby	3
1987	Kent Hetrick	7
1988	Mike Trombley	6
1989	Mike Trombley	5
1990	Mike Kotarski	5
1991	Three players	3
1992	Mike Kotarski	10
1993	Harrell/Jackson	5
1994	Ryan Jackson	10
1995	Craig Starman	3
1996	Scott Schoeneweis	3
1997	None	0
1998	Stephen Cowie	5
1999	Stephen Cowie	3
2000	Ryan Caradonna	2
2001	Kevin Thompson	1
2002	Three players	1
2003	Jeff Alleva	12
2004	Greg Burke	2
2005	Greg Burke	2
2006	Danny Otero	2
2007	Tony Bajoczky	1

## Saves

1969	Al Schwartz	2
1970	Four Players	1
1971	Mickey Lozanoff	2
1972	Three Players	7
1973	None	0
1974	Chuck Munday	1
1975	Tim Fremuth	1
1976	Bob Dewhirst	2
1977	Pete Miller	2
1978	Brooks/Nolan	1
1979	Dusty Baker	1
1980	Pfeifer/Nolan	1
1981	Ed Nolan	2
1982	None	0
1983	Fay/Zempolich	1
1984	None	0
1985	Mark Sikorski	3
1986	Mark Sikorski	10
1987	Doug Davis	3
1988	Troy Blackburn	2
1989	Trombley/Griffin	1
1990	John Courtright	4
1991	Lenny Nieves	3
1992	Mike Kotarski	8
1993	Ryan Jackson	5
1994	Ryan Jackson	1
1995	Casey/Fishburn	2
1996	David Darwin	10
1997	Vaughn Schill	5
1998	Vaughn Schill	8
1999	Teddy Sullivan	6
2000	Brad DuPree	5
2001	Jeff Alleva	7
2002	Paul DeMarco	3
2003	Walker/Schreiber	2
2004	Danny Otero	4
2005	Tony Bajoczky	3
2006	Three Players	1
2007	Michael Seander	9

## Innings Pitched

1951	Joe Lewis	92.0
1952	Joe Lewis	106.0
1953	Joe Lewis	129.0
1954	Tom Blackburn	47.1
1956	Dick Smallwood	81.2
1957	Dick Smallwood	78.2
1958	Dick Burton	61.2
1959	Ron Kalish	70.0
1960	Don Altman	87.2
1961	Don Altman	81.0
1962	Dick Densmore	90.2
1963	Stan Crisson	79.1
1964	Merrill Ambler	49.2
1965	Jim Liccardo	76.1
1966	Carter Hill	76.2
1967	Carter Hill	76.0
1968	Phil Wilhelm	56.0
1969	Al Schwartz	60.0
1970	Steve Denison	80.0
1971	Craig Buschman	46.1
1972	Al Schwartz	56.0
1973	Gordy Jackson	66.1
1974	Eddie Pieczynski	74.2
1975	Kirk Louderback	61.0
1976	Kirk Louderback	52.0
1977	Ted Gardner	47.0
1978	Don Mikush	57.1
1979	Ed Nolan	58.1
1980	Ed Nolan	42.1
1981	Todd Lamb	73.2
1982	Ken Fay	73.1
1983	Ken Fay	95.0
1984	Scott Bromby	68.2
1985	Scott Bromby	95.0
1986	Scott Bromby	76.0
1987	Don Fowler	97.3
1988	Mike Trombley	103.0
1989	Mike Trombley	91.0
1990	John Courtright	87.1
1991	John Courtright	90.2
1992	Mike Kotarski	85.2
1993	Scott Schoeneweis	106.2
1994	Ryan Jackson	91.2
1995	David Darwin	93.0
1996	Scott Schoeneweis	92.0
1997	Brad DuPree	87.2
1998	Stephen Cowie	126.1
1999	Stephen Cowie	116.1
2000	Ryan Caradonna	111.1
2001	Ryan Caradonna	95.1
2002	Tim Layden	73.2
2003	Jeff Alleva	78.0
2004	Zach Schreiber	92.0
2005	Greg Burke	97.2
2006	Tony Bajoczky	91.2
2007	Tony Bajoczky	92.1

## Hits Allowed

1951	Bob Davis	62
1952	Diz Davis	76
1953	Joe Lewis	90
1954	Tom Blackburn	38
1956	Dick Smallwood	57
1957	Dick Smallwood	74
1958	Dick Burton	66
1959	Ron Kalish	72
1960	Don Altman	74
1961	Don Altman	74
1962	Dick Densmore	98
1963	Stan Crisson	50
1964	Merrill Ambler	55
1965	Jim Liccardo	75
1966	Jim Liccardo	81
1967	Carter Hill	92
1968	Phil Wilhelm	54
1969	Al Schwartz	61
1970	Steve Denison	69
1971	Gordy Jackson	43
1972	Al Schwartz	43
1973	Gordy Jackson	55
1974	Eddie Pieczynski	74
1975	Kirk Louderback	70
1976	Kirk Louderback	78
1977	Ted Gardner	47
1978	Don Mikush	62
1979	Ed Nolan	68
1980	Ed Nolan	55

1981	Lamb/Pfeifer	53
1982	Ken Fay	76
1983	Ken Fay	92
1984	Alan Soyer	84
1985	Scott Bromby	107
1986	Scott Bromby	99
1987	Don Fowler	92
1988	Mike Trombley	118
1989	Mike Trombley	94
1990	John Courtright	101
1991	John Courtright	99
1992	Ryan Jackson	93
1993	Scott Schoeneweis	101
1994	Ryan Jackson	121
1995	David Darwin	111
1996	Scott Schoeneweis	86
1997	Connor/DuPree	91
1998	Stephen Cowie	135
1999	Stephen Cowie	126
2000	Ryan Caradonna	131
2001	Ryan Caradonna	130
2002	Jeff Alleva	92
2003	Jeff Alleva	100
2004	Zach Schreiber	100
2005	Greg Burke	126
2006	Tony Bajoczky	120
2007	Andrew Wolcott	91

## Strikeouts

1952	Joe Lewis	107
1953	Joe Lewis	147
1954	Tom Blackburn	28
1955	Stats Not Available	
1956	Dick Smallwood	54
1957	Dick Smallwood	93
1958	Dick Burton	42
1959	Ron Kalish	50
1960	Don Altman	58





# Year-by-year offensive Statistics

Year	AVG	GP	AB	R	H	2B	3B	HR	RBI	TB	SLG%	BB	SO	OB%	SB-AT	FLD%
1958	.219	20	664	79	146	23	5	8	70	203	.305	-	-	-	-	-
1959	.219	25	796	100	175	16	10	9	78	238	.298	-	-	-	-	-
1960	.206	22	719	101	148	21	7	10	77	221	.307	-	-	-	-	-
1961	.258	27	895	142	230	33	9	14	114	323	.361	-	-	-	-	-
1962	.245	26	833	154	204	30	8	8	127	274	.329	-	-	-	-	-
1963	.252	25	857	139	216	29	6	16	112	305	.356	-	-	-	-	-
1964	.210	25	828	82	174	16	4	7	69	219	.264	-	-	-	7	-
1965	.204	25	832	69	170	28	10	2	54	224	.269	-	-	-	-	-
1966	.209	24	809	88	169	24	3	6	70	226	.279	102	166	-	7	-
1967	.224	29	927	103	208	26	12	7	83	279	.301	104	171	-	-	-
1968	.244	31	904	139	221	41	10	10	123	312	.345	122	205	-	46	-
1969	.236	33	959	114	226	27	9	7	100	292	.305	136	186	-	44	-
1970	.230	33	956	142	220	33	9	7	114	292	.305	145	204	-	50	.937
1971	.246	29	900	120	221	26	10	6	106	280	.311	128	224	-	32	.940
1972	.242	28	863	125	209	26	17	6	96	287	.332	133	176	-	24	.943
1973	.216	24	717	60	155	13	5	0	50	178	.248	86	159	-	6	.926
1974	.216	25	741	90	160	20	9	2	74	211	.284	122	163	-	19	.928
1975	.222	27	816	106	181	23	3	6	90	205	.251	103	179	-	19	.921
1976	.236	30	891	105	210	21	6	2	85	241	.270	139	145	-	17	.933
1977	.247	25	764	95	189	28	8	14	81	275	.360	85	189	-	21	.942
1978	.258	33	993	162	256	43	8	15	147	360	.362	136	161	-	33	.936
1979	.269	30	888	137	239	33	19	20	126	379	.426	108	180	-	28	.941
1980	.315	28	940	231	297	48	15	15	194	420	.446	137	151	-	68-73	-
1981	.320	39	1331	313	426	48	26	26	265	683	.513	204	195	-	106-118	.960
1982	.294	30	1021	220	300	34	17	33	190	467	.457	196	159	-	59-69	-
1983	.310	27	980	246	304	40	10	34	211	432	.441	153	158	-	38-46	.947
1984	.316	38	1237	321	391	66	24	35	272	610	.493	158	156	-	75-84	.952
1985	.278	36	1213	231	337	47	14	10	186	452	.373	158	215	-	76-93	.944
1986	.271	42	1407	243	381	50	8	10	203	477	.339	143	193	-	92-125	.963
1987	.274	45	1479	247	405	75	13	14	199	549	.371	212	284	.372	89-136	.932
1988	.267	45	1477	246	394	54	14	34	220	578	.391	210	292	.366	15-24	.929
1989	.275	43	1332	238	366	70	16	12	188	504	.378	179	192	.360	43-58	.948
1990	.287	53	1748	341	502	79	22	36	282	733	.419	212	240	.372	95-120	.945
1991	.295	51	1683	291	497	83	14	27	243	689	.409	210	231	.382	63-85	.955
1992	.291	54	1786	392	520	84	30	37	321	775	.434	232	263	.382	86-124	.970
1993	.288	59	1950	401	562	109	23	51	348	870	.446	270	280	.377	85-115	.970
1994	.323	53	1888	476	610	120	19	90	429	1038	.550	247	316	.411	44-62	.965
1995	.299	57	1925	387	575	99	19	38	324	826	.429	261	311	.390	65-85	.957
1996	.309	57	1930	422	596	106	21	47	386	885	.459	233	315	.394	35-41	.960
1997	.308	58	2021	424	623	114	20	59	370	954	.472	245	319	.389	22-36	.966
1998	.318	58	2052	464	652	136	16	81	423	1063	.518	304	348	.416	43-50	.962
1999	.294	55	1819	326	535	100	12	23	285	728	.400	235	359	.380	20-34	.952
2000	.282	58	1952	281	550	120	10	28	250	774	.397	214	350	.359	47-78	.961
2001	.295	56	1923	332	567	100	7	24	298	753	.392	212	353	.367	52-78	.954
2002	.291	58	2069	383	602	116	16	37	352	861	.416	250	408	.373	35-54	.957
2003	.271	54	1821	249	493	100	10	14	220	655	.360	155	353	.338	52-75	.950
2004	.267	56	1925	307	514	99	13	19	255	696	.362	212	370	.349	53-77	.958
2005	.263	53	1787	257	470	84	10	18	224	628	.351	190	402	.342	59-77	.950
2006	.269	55	1915	280	516	76	18	28	260	712	.372	148	404	.335	48-68	.959
2007	.302	54	1862	347	562	116	15	31	322	801	.430	203	332	.380	69-92	.962





# Year-by-Year Pitching Statistics

Year	ERA	W-L	APP	CG	SHO	SV	IP	H	R	ER	BB	SO	BF	B/AVG	WP	HBP
1958	3.42	9-11	20	8	-	-	176.1	176	93	67	88	112	-	-	-	-
1959	4.31	9-16	25	-	-	-	212.2	217	143	103	110	137	-	-	-	-
1960	2.59	13-8	21	-	-	-	197.2	180	84	57	88	153	-	-	-	-
1961	2.77	16-11	27	-	-	-	233.1	199	102	72	93	158	-	-	-	-
1962	4.01	13-12	25	13	-	-	229.0	236	138	102	85	150	-	-	-	-
1963	2.25	15-10	25	15	-	-	224.0	185	92	56	73	136	-	-	-	-
1964	4.43	4-21	25	9	-	-	219.1	235	143	108	83	94	-	-	-	-
1965	3.12	8-17	25	12	-	-	219.0	219	120	76	94	106	-	-	-	-
1966	3.68	8-16	24	13	-	-	213.0	198	135	87	106	108	-	-	-	-
1967	3.73	9-20	29	11	-	-	239.0	255	148	99	125	129	-	-	-	-
1968	4.89	12-19	31	6	-	-	239.1	256	161	130	160	168	-	.276	-	-
1969	3.04	14-18	33	11	-	4	253.1	226	154	86	121	156	-	.235	-	-
1970	2.30	17-16	33	12	-	4	266.1	217	120	68	144	234	-	.215	-	-
1971	2.61	15-14	29	7	-	5	241.0	213	120	70	114	156	-	.233	-	-
1972	4.44	12-16	28	8	-	3	221.1	237	155	109	125	132	-	.274	18	-
1973	3.92	7-17	24	11	-	0	192.2	216	134	84	69	78	-	.280	-	-
1974	4.46	9-16	25	12	-	1	204.0	213	142	101	108	117	-	.269	-	-
1975	5.13	9-18	27	14	-	1	214.0	202	186	122	118	98	-	.232	-	-
1976	5.76	7-23	30	6	-	4	239.0	271	214	153	169	107	-	.290	-	-
1977	5.24	9-16	25	10	-	3	201.0	216	153	117	133	77	-	.272	-	-
1978	6.33	12-21	33	15	-	2	257.1	319	241	181	166	119	-	.294	-	-
1979	4.74	12-18	30	16	-	1	220.0	242	160	116	107	99	-	.277	-	-
1980	4.34	17-11	28	11	1	2	226.0	247	163	109	93	111	-	.276	8	2
1981	3.40	29-10	39	19	-	4	327.1	288	173	124	165	209	-	.233	-	-
1982	4.19	16-13	30	20	1	0	259.2	254	164	121	151	145	-	.255	-	-
1983	4.25	14-12	27	18	-	2	233.0	248	170	110	139	157	-	.271	-	-
1984	4.25	25-13	38	27	-	0	309.0	330	186	146	135	186	-	.274	19	20
1985	5.07	18-15	36	16	-	3	309.0	366	220	174	114	155	-	.289	15	17
1986	4.13	25-17	42	9	-	11	368.3	386	216	169	164	259	-	.247	-	-
1987	4.89	18-26	45	16	-	4	385.0	409	276	209	168	276	-	.264	36	11
1988	6.83	10-35	45	8	-	3	366.1	500	384	278	217	260	-	.325	44	22
1989	3.93	20-23	43	11	-	0	337.0	339	204	147	98	267	-	.315	22	29
1990	4.49	28-24	52	8	3	5	437.1	468	301	218	222	354	2021	.270	39	31
1991	4.69	24-27	51	12	5	4	428.0	490	296	223	180	334	1962	.287	46	29
1992	4.53	38-16	54	11	3	11	462.2	483	270	233	154	333	2026	.270	42	32
1993	3.32	39-19	59	13	8	10	512.0	520	234	189	136	350	2176	.264	37	26
1994	5.52	33-20	53	11	1	7	462.2	590	329	284	159	292	2142	.306	34	23
1995	5.12	30-27	57	6	2	7	487.1	559	364	277	209	358	2266	.286	37	43
1996	4.27	39-18	57	5	9	12	472.0	486	268	224	186	434	2097	.263	34	30
1997	5.09	33-25	58	0	3	8	500.1	543	342	283	205	415	2257	.277	52	41
1998	4.69	38-20	58	8	1	12	508.0	458	319	265	192	395	2276	.274	32	36
1999	6.30	24-31	55	6	5	6	454.0	575	383	318	169	414	2142	.308	42	57
2000	6.27	17-41	58	3	1	10	503.2	665	410	351	210	283	2387	.321	50	44
2001	6.11	23-33	56	1	3	10	484.2	666	427	329	185	287	2029	.328	44	46
2002	6.31	24-34	58	3	-	9	511.0	677	450	358	202	342	2123	.319	24	59
2003	5.72	18-36	54	3	1	5	468.2	583	405	298	209	368	2084	.303	50	64
2004	5.06	25-31	56	4	1	12	501.1	589	356	282	180	410	2026	.291	46	40
2005	6.72	14-39	53	1	1	6	461.0	610	443	344	181	330	1944	.314	43	50
2006	7.04	15-40	55	3	1	3	487.0	659	458	381	180	290	2031	.324	34	77
2007	4.50	29-25	54	1	0	12	477.2	517	311	239	168	301	2102	.275	20	56





# Team Season Records

## OFFENSIVE RECORDS

### Games Played

59.....	1993
58.....	1998
58.....	1997
58.....	2002
58.....	2000
57.....	1996
57.....	1995
56.....	2001
56.....	2004
55.....	1999

### At Bats

2069.....	2002
2052.....	1998
2021.....	1997
1952.....	2000
1950.....	1993
1930.....	1996
1925.....	1995
1925.....	2004
1923.....	2001
1915.....	2006

### Batting Avg.

.323.....	1994
.320.....	1981
.318.....	1998
.316.....	1984
.315.....	1980
.310.....	1983
.309.....	1996
.308.....	1997
.302.....	2007
.299.....	1995

### Stolen Bases

106.....	1981
95.....	1990
92.....	1986
89.....	1987
86.....	1992
85.....	1993
76.....	1985
75.....	1984
69.....	2007
68.....	1980

### Slugging Pct.

.550.....	1994
.518.....	1998
.513.....	1981
.493.....	1984
.472.....	1997
.459.....	1996
.457.....	1982
.446.....	1993
.446.....	1980
.441.....	1983

### Hits

652.....	1998
623.....	1997
610.....	1994
602.....	2002
596.....	1996
575.....	1995
567.....	2001
562.....	1993
562.....	2007
550.....	2000

### Doubles

136.....	1998
120.....	1994
120.....	2000
116.....	2002
116.....	2007
114.....	1997
109.....	1993
106.....	1996
100.....	2001
100.....	1999

### Triples

30.....	1992
26.....	1981
24.....	1984
23.....	1993
22.....	1990
21.....	1996
20.....	1997
19.....	1994
19.....	1995
19.....	1979

### Home Runs

90.....	1994
81.....	1998
59.....	1997
51.....	1993
47.....	1996
38.....	1995
37.....	1992
37.....	2002
36.....	1990
35.....	1984

### Total Bases

1063.....	1998
1038.....	1994
954.....	1997
885.....	1996
870.....	1993
861.....	2002
826.....	1995
801.....	2007
775.....	1992
774.....	2000

### Runs Scored

476.....	1994
464.....	1998
424.....	1997
422.....	1996
401.....	1993
392.....	1992
387.....	1995
383.....	2002
347.....	2007
341.....	1990

### Runs Batted In

429.....	1994
423.....	1998
386.....	1996
370.....	1997
352.....	2002
348.....	1993
324.....	1995
322.....	2007
321.....	1992
298.....	2001

### Walks

304.....	1998
270.....	1993
261.....	1995
250.....	2002
247.....	1994
245.....	1997
235.....	1999
233.....	1996
232.....	1992
214.....	2000

### Most Strikeouts

408.....	2002
404.....	2006
402.....	2005
370.....	2004
359.....	1999
353.....	2001
353.....	2003
350.....	2000
348.....	1998
332.....	2007

### Fewest Strikeouts

231.....	1991
240.....	1990
263.....	1992
280.....	1993
311.....	1995
315.....	1996
316.....	1994
319.....	1997
332.....	2007
348.....	1998

### Wins

39.....	1993
38.....	1998
38.....	1992
33.....	1997
33.....	1994
30.....	1995
29.....	2007
29.....	1996
29.....	1981
28.....	1990

### Losses

41.....	2000
40.....	2006
39.....	2005
36.....	2003
35.....	1988
34.....	2002
33.....	2001
31.....	2004
31.....	1999
27.....	1995

### ERA

2.25.....	1963
2.30.....	1970
2.59.....	1960
2.61.....	1971
2.77.....	1961
3.04.....	1969
3.12.....	1965
3.32.....	1993
3.40.....	1981
3.42.....	1958

### Saves

12.....	1996
12.....	2007
12.....	1998
12.....	2004
11.....	1986
11.....	1992
10.....	1993
10.....	2001
10.....	2000
9.....	2002

### Shutouts

9.....	1996
8.....	1993
5.....	1999
5.....	1991
3.....	1992
3.....	2001
3.....	1997
3.....	1990
2.....	1995
1.....	1998

### Strikeouts

434.....	1996
415.....	1997
414.....	1999
410.....	2004
395.....	1998
368.....	2003
358.....	1995
354.....	1990
350.....	1993
342.....	2002

### Fewest Walks

.323.....	1994
.320.....	1981
.318.....	1998
.316.....	1984
.315.....	1980
.310.....	1983
.309.....	1996
.308.....	1997
.302.....	2007
.299.....	1995

### Hits Allowed

458.....	1998
468.....	1990
483.....	1992
486.....	1996
490.....	1991
517.....	2007
520.....	1993
543.....	1997
559.....	1995
575.....	1999

### Fewest Runs Allowed

234.....	1993
268.....	1996
270.....	1992
296.....	1991
301.....	1990
311.....	2007
319.....	1998
329.....	1994
342.....	1997
356.....	2004

### Fewest Earned Runs Allowed

189.....	1993
218.....	1990
223.....	1991
224.....	1996
233.....	1992
239.....	2007
265.....	1998
277.....	1995
282.....	2004
283.....	1997

### Batting Avg.

.215.....	1970
.232.....	1975
.233.....	1981
.233.....	1971
.235.....	1969
.263.....	1996
.264.....	1993
.270.....	1990
.270.....	1992
.274.....	1998

### Putouts

1536.....	1993
1532.....	2002
1524.....	1998
1511.....	2000
1504.....	2004

### Assists

681.....	1994
674.....	1993
663.....	1986
657.....	2000
635.....	2004

### Errors

118.....	1988
117.....	1987
105.....	1990
103.....	2003
102.....	2005

### Fielding Pct.

.970.....	1993
.970.....	1992
.966.....	1997
.965.....	1994
.963.....	1986

### Double Plays

55.....	2000
53.....	1998
52.....	1993
50.....	2002
48.....	Twice

## Fielding Records





# Coaching History


## Duke Baseball Coaching Records



**Enos Slaughter**  
7 Seasons (1971-77)  
Record: 68-120



**Ace Parker**  
14 Seasons (1953-66)  
Record: 166-162



**Jack Coombs**  
24 Seasons (1929-52)  
Record: 381-171

Coach	Years	Total	Overall				ACC			
			W	L	T	Pct	W	L	T	Pct
Sean McNally	2006-07	2	44	65	0	.404	14	46	0	.233
Bill Hillier	2000-05	6	121	214	0	.361	34	114	0	.230
Steve Traylor	1988-99	12	356	286	1	.554	88	174	0	.336
Larry Smith	1985-87	3	61	58	4	.496	10	34	1	.222
Tom D'Armi	1978-84	7	125	98	2	.556	17	59	1	.221
Enos Slaughter	1971-77	7	68	120	0	.362	16	63	0	.203
Tom Butters	1968-70	3	43	53	1	.443	24	37	0	.393
James Bly	1966-67	2	15	34	0	.306	6	21	0	.222
Ace Parker	1953-66	14	166	162	4	.500	84	79	2	.509
Jack Coombs	1929-52	24	381	171	3	.686				
G.B. Whitted	1926-28	3	28	29	1	.483				
Bill Towe	1925	1	9	9	0	.500				
Howard Jones	1923-24	2	31	8	0	.795				
H.G. Steiner	1922	1	12	6	0	.667				
Pat Egan	1921	1	10	8	1	.526				
Chick Doak	1920	1	10	9	0	.526				
Lee Gooch	1919	1	19	4	2	.760				
Heine Manush	1917	1	4	6	1	.364				
Claude West	1915-16	2	14	26	3	.326				
M.T. Adkins	1908-14	7	104	67	4	.594				
Otis Stocksdaile	1902-07	6	76	37	4	.650				
Mr. Schock	1901	1	6	5	0	.545				
Others	1889-1900	11	39	19	2	.650				
<b>TOTALS</b>	<b>1889-2007</b>	<b>118</b>	<b>1742</b>	<b>1494</b>	<b>33</b>	<b>.533</b>	<b>293</b>	<b>627</b>	<b>4</b>	<b>.317</b>

Note: Duke joined the Atlantic Coast Conference prior to the 1954 season.



**Sean McNally**  
2 Seasons (2006-Present)  
Record: 44-65



**Steve Traylor**  
12 Seasons (1988-99)  
Record: 356-286



**Tom D'Armi**  
7 Seasons (1978-84)  
Record: 125-98

## DUKE bASEBALL yEAR-BY-yEAR rECORDS

Year	Overall	ACC	Year	Overall	ACC	Year	Overall	ACC	Year	Overall	ACC
2007	29-25-0	8-22-0	1978	12-21-0	1-10-0	1950	11-18-1		1921	10-8-1	
2006	15-40-0	6-24-0	1977	9-16-0	1-7-0	1949	12-17-2		1920	10-9-0	
2005	14-39-0	5-25-0	1976	7-23-0	1-11-0	1948	15-12-0		1919	19-4-2	
2004	25-31-0	8-16-0	1975	9-18-0	2-10-0	1947	18-10-0		1917	3-7-1	
2003	18-36-0	2-21-0	1974	9-16-0	3-8-0	1946	15-8-0		1916	6-17-2	
2002	24-34-0	4-20-0	1973	7-17-0	2-10-0	1945	9-7-0		1915	8-9-1	
2001	23-33-0	10-13-0	1972	12-16-0	3-7-0	1944	9-7-0		1914	10-11-0	
2000	17-41-0	5-19-0	1971	15-14-0	4-10-0	1943	8-4-0		1913	16-14-0	
1999	24-31-0	4-18-0	1970	17-16-0	10-11-0	1942	14-6-0		1912	11-13-0	
1998	38-20-0	8-15-0	1969	14-18-1	7-13-0	1941	14-11-0		1911	16-9-0	
1997	33-25-0	9-14-0	1968	12-19-0	7-13-0	1940	16-7-0		1910	16-10-3	
1996	39-18-0	9-14-0	1967	9-20-0	2-12-0	1939	22-2-0		1909	18-7-0	
1995	30-27-0	4-20-0	1966	8-16-0	4-9-0	1938	18-3-0		1908	17-3-1	
1994	33-20-0	16-8-0	1965	8-17-0	5-9-0	1937	22-2-0		1907	19-8-0	
1993	39-19-1	11-13-0	1964	4-21-0	0-12-0	1936	18-7-0		1906	8-7-0	
1992	38-16-0	12-12-0	1963	15-10-0	8-6-0	1935	24-3-0		1905	14-6-1	
1991	24-27-0	6-15-0	1962	13-12-1	6-8-0	1934	20-4-0		1904	14-3-2	
1990	28-25-0	4-15-0	1961	16-11-0	11-3-0	1933	12-7-0		1903	9-5-1	
1989	20-23-0	2-14-0	1960	13-8-1	9-4-1	1932	15-7-0		1902	12-8-0	
1988	10-35-0	3-16-0	1959	9-16-0	5-10-0	1931	11-4-0		1901	6-5-0	
1987	18-26-1	3-14-0	1958	9-11-0	7-5-0	1930	17-5-0		1900	8-4-0	
1986	25-17-0	2-12-0	1957	19-8-0	10-4-0	1929	13-5-0		1899	11-6-0	
1985	18-15-3	5-8-1	1956	16-12-2	12-3-1	1928	13-7-1		1898	4-4-1	
1984	25-13-0	3-8-0	1955	10-11-0	6-6-0	1927	8-10-0		1897	7-3-0	
1983	14-12-1	1-8-1	1954	10-13-0	5-9-0	1926	7-12-0		1896	7-1-0	
1982	16-13-1	3-7-0	1953	22-10-0		1925	9-9-0		1891	2-0-0	
1981	29-10-0	6-6-0	1952	31-7-0		1924	14-4-0		1890	0-1-0	
1980	17-11-0	2-9-0	1951	17-8-0		1923	17-4-0		1889	0-0-1	
1979	12-18-0	1-11-0	<b>ACC Totals</b>		<b>293-627-4</b>	1922	12-6-0		<b>Totals</b>	<b>1742-1494-33</b>	





# aLL-TIME SERIES rECORDS

## ACC OPPONENTS

Team	W-L-T	LM
Boston College	2-5-0	2007
Clemson	60-114-1	2007
Florida State	17-63-0	2007
Georgia Tech	25-73-0	2007
Maryland	79-77-1	2007
Miami	2-14-0	2007
North Carolina	88-168-3	2007
N.C. State	119-138-1	2005
Virginia	50-83-1	2007
Virginia Tech	20-15-0	2007
Wake Forest	132-143-2	2007
<b>Totals</b>	<b>592-891-9</b>	

## Non-Conference Opponents

Team	W-L-T	LM
Adelphi	1-0-0	1968
Air Force	0-1-0	1990
Albany	3-0-0	2007
Alumni	0-1-0	1926
Amherst	13-3-1	1964
Appalachian State	4-1-0	1997
Arizona State	0-9-0	2001
Armstrong State	0-2-0	1986
Army	6-1-0	2005
Atlanta Firemen	1-0-0	1899
Atlantic Baptist	2-0-0	1971
Atlantic Christian	8-2-1	1987
Auburn	2-1-0	1924
Augusta YMCA	1-0-0	1899
Averett	1-0-0	1999
Ball State	1-3-0	2003
Belmont Abbey	6-0-0	1996
Bingham	7-0-0	1909
Boston (N.L.)	0-5-0	1902
<b>Boston College</b>	<b>2-5-0</b>	<b>2007</b>
Bradley	1-1-0	1987
Bridgewater	1-0-0	1980
Brooklyn (N.L.)	0-2-0	1897
<b>Brown</b>	<b>12-3-0</b>	<b>2002</b>
Bryant	1-0-0	1983
Bucknell	1-1-0	1971
Buffalo	3-1-0	2003
C.W. Post	1-0-0	1988
California State	2-0-0	1981
Camp Butner	1-1-0	1945
<b>Campbell</b>	<b>14-9-0</b>	<b>2007</b>
Carolina Pre-Flight	5-5-0	1945
Case Western	3-0-0	1980
Catawba	4-1-0	1984
Catholic	0-2-0	1913
Central	3-2-1	1910
Central Connecticut	12-1-0	1985
Central Florida	0-1-0	1999
Central Michigan	2-0-0	1972
Charleston Southern	3-0-0	1994
Charlotte League	1-1-0	1903
Chatham Mills	3-0-0	1936
Cherry Point	0-2-0	1945
Christopher Newport	5-1-0	1990
Cincinnati	7-10-0	2005
Citadel	3-3-0	1988
<b>Clemson</b>	<b>60-114-1</b>	<b>2007</b>
Colby	8-3-0	1968
Colgate	2-1-0	1956
Colorado State	2-0-0	1961
<b>Columbia</b>	<b>1-1-0</b>	<b>1972</b>
Connecticut	1-4-0	1988

Coppin State	6-0-0	1999
Cornell	8-4-1	1969
Dartmouth	6-5-0	1967
<b>Davidson</b>	<b>100-25-1</b>	<b>2007</b>
Delaware	10-2-1	1977
Delaware State	2-0-0	1993
Drexel	1-0-0	1993
Durham All-Stars	1-0-0	1921
Durham Bulls	3-9-0	1933
Durham League	1-2-1	1913
East Carolina	13-33-0	2007
East Tennessee St.	8-2-0	1996
Eastern	4-0-0	1913
Eastern Illinois	0-1-1	1987
Eastern Michigan	2-0-0	1974
Elizabeth City	2-0-0	1992
Elon	30-19-0	2006
Erskine	1-0-0	1922
Fairfield	3-1-0	1995
Fairleigh Dickinson	11-0-1	2007
FDU-Teaneck	1-0-0	1987
Ferrum	2-0-0	1986
Florida	4-1-0	1972
Florida Southern	2-5-0	1976
Florida State	17-63-0	2007
Fordham	3-3-0	1941
Fort Bragg	0-1-0	1944
Franklin	1-0-0	1897
Franklin & Marshall	1-0-0	1973
Furman	22-6-0	1998
Gardner-Webb	5-0-0	1986
George Mason	0-1-0	1988
Geo. Washington	8-1-1	1957
Georgetown	13-6-0	2001
Georgia	15-16-2	1971
Ga. St. Teachers	1-0-0	1957
<b>Georgia Tech</b>	<b>25-73-0</b>	<b>2007</b>
Gettysburg	3-0-0	1904
Greensboro	5-0-0	1998
Greensboro BTC	0-1-0	1944
Greensboro League	0-1-0	1902
Greensboro Patriots	0-1-0	1925
Guilford	31-12-1	1998
Hampden-Sydney	4-2-0	1986
Hanes Knitters	0-1-0	1942
Hartford	2-3-0	1995
Harvard	4-2-0	1993
Haverford	1-0-0	1917
High Point	7-12-0	2006
Hobart	1-0-0	1902
Holy Cross	3-0-0	2007
Horner's	4-2-0	1902
Howard	16-0-0	1996
Illinois	0-1-0	1959
Indiana	2-0-0	1951
Jacksonville	1-2-0	1972
John Carroll	3-1-0	1985
Johns Hopkins	2-0-0	1925
Kent State	3-2-0	1968
Kentucky State	1-0-1	1910
Lafayette	17-10-0	1991
La Salle	2-0-0	2006
Lehigh	3-2-0	1953
Lenoir	4-1-0	1924
Liberty	2-2-0	1998
<b>Longwood</b>	<b>3-1-1</b>	<b>1986</b>
Louisiana State	0-1-0	1997
McCrary	0-1-0	1941
Manhattan	1-0-0	1933
Marietta	3-0-0	1969
Marist	1-0-0	1993

Mars Hill	6-1-0	1999
Marshall	2-1-0	2005
<b>Maryland</b>	<b>78-78-1</b>	<b>2007</b>
MD-Baltimore County	1-2-0	2006
MD-Eastern Shore	9-0-0	2005
Massachusetts	2-2-0	1980
May Hosiery	0-1-0	1940
Mebane	1-0-0	1899
Mercer	7-7-2	1977
<b>Miami</b>	<b>2-14-0</b>	<b>2007</b>
Michigan	4-5-0	2004
Michigan State	14-10-0	1967
Middlebury	2-0-0	1984
Mississippi	1-2-0	1956
Mississippi State	2-0-0	1953
Monmouth	3-0-0	1998
Moose Club	2-2-0	1919
Mount Olive	0-1-0	1989
Mount St. Mary's	5-2-0	2007
Muhlenberg	9-2-0	1986
NGAC	1-0-0	1923
Navy	23-13-0	2005
New Orleans	0-1-0	1997
New York	4-2-0	1931
Nicholls State	1-1-0	1963
Norfolk Air Station	1-0-0	1943
Norfolk State	5-0-0	1998
<b>North Carolina</b>	<b>88-168-3</b>	<b>2007</b>
N.C. A&T	37-5-0	2007
<b>N.C. State</b>	<b>119-138-1</b>	<b>2005</b>
UNC Asheville	3-2-0	2006
UNC Charlotte	2-1-0	1987
<b>UNC Greensboro</b>	<b>1-2-0</b>	<b>2007</b>
UNC Wesleyan	9-2-0	1993
UNC Wilmington	11-22-0	2006
Notre Dame	5-4-0	1998
Oak Ridge	4-1-0	1904
Ohio	7-6-0	1988
Ohio State	1-2-0	1998
Oklahoma State	0-2-0	2003
Old Dominion	9-7-0	2004
Oregon State	1-0-0	1952
Parris Island	1-1-0	1956
Pembroke State	4-2-0	1986
Penn A.C.	1-1-0	1941
Penn State	4-7-0	1999
Pennsylvania	10-5-1	1953
Pfeiffer	6-1-0	1999
Philadelphia (N.L.)	0-4-0	1939
Piedmont	2-0-0	1992
Pittsburg	2-0-0	1939
Pittsburgh	2-1-0	2003
Presbyterian	1-1-0	1941
Presbyterian HS	1-0-0	1897
Princeton	18-10-0	2004
Providence	2-0-0	1997
Providence League	0-1-0	1913
Purdue	1-1-0	2000
Quantic Marines	0-1-0	1948
<b>Quinnipiac</b>	<b>1-0-0</b>	<b>2006</b>
Radford	9-5-0	2006
Raleigh-Durham	1-0-0	1970
Raleigh League	0-2-0	1909
Randolph Macon	5-1-0	1941
Reading	0-1-0	1923
Rex Mills	1-1-0	1948
Rhode Island	2-0-0	1922
Rice	0-1-0	1999
<b>Richmond</b>	<b>9-5-0</b>	<b>1988</b>
Rider	1-0-0	1987
Roanoke	2-1-0	1915

Rollins	10-12-0	1977
Rutgers	4-0-0	1937
St. Andrews	10-2-0	1998
St. Augustine's	4-0-0	1993
St. Bonaventure	3-0-0	2007
St. John's	9-3-0	2007
St. Leo	2-2-0	1969
St. Louis	1-0-0	1993
Seton Hall	3-1-0	2006
Shaw	4-0-0	1993
South Carolina	55-34-1	2000
South Carolina-Aiken	1-1-0	1979
South Carolina State	1-0-0	1993
South Florida	0-2-0	1968
Southeastern Mass.	1-1-0	1980
Springfield	2-0-0	1939
Stetson	1-2-0	1976
SUNY Brockport	1-0-0	1992
SUNY Buffalo	4-0-0	1987
Swarthmore	4-0-0	1921
Syracuse	3-0-0	1905
Trinity Park H.S.	12-1-0	1912
Tampa	2-2-0	1969
Temple	9-1-0	2007
Tennessee	2-0-0	1998
Texas	0-1-0	1953
Thomas	1-0-0	1980
Toledo	1-0-0	1970
Towson State	3-5-1	1988
Trinity Connecticut	0-2-0	1910
Trinity Park	1-0-0	1914
Tulane	0-1-0	1997
U.S.S. Franklin	1-0-0	1911
Valdosta State	0-1-0	1976
Vermont	4-1-0	1985
Villanova	4-0-0	1947
<b>Virginia</b>	<b>50-83-1</b>	<b>2007</b>
VCU	7-6-0	2000
VMI	14-5-0	1998
Virginia Medical	0-1-0	1913
Virginia State	4-0-0	1999
<b>Virginia Tech</b>	<b>20-15-0</b>	<b>2007</b>
Virginia Wesleyan	4-0-0	1984
<b>Wake Forest</b>	<b>132-143-2</b>	<b>2007</b>
Warren Wilson	8-1-0	1992
Washington	1-1-0	2007
Washington & Lee	12-14-0	1982
Weaver	0-1-0	1915
West Chester	2-1-0	1940
West Georgia	1-0-0	1977
West Liberty	1-1-0	1972
West Virginia	8-2-0	1995
W. Virginia Wesleyan	1-0-0	1917
Western Carolina	1-3-0	1975
Western Maryland	4-0-0	1986
Western Michigan	1-4-0	1988
Westfield State	2-1-0	1985
William & Mary	17-10-1	1996
Williams	1-1-0	1954
Wingate	1-0-0	1992
Winston League	1-0-0	1913
Winston YMCA	1-0-1	1891
Winthrop	4-3-0	2006
Wisconsin	0-2-0	1988
Wofford	16-4-1	1998
Wright State	1-2-0	2005
Xavier	1-0-0	2007
Yale	9-6-2	1996
Yif Oebb	0-1-0	1927
Youngstown State	3-0-0	1996
<b>Totals</b>	<b>1742-1494-33</b>	





# all-time roster

## A

Dixie Abdella	1967-69
William Adams	1927-29
Les Aiello	1997-98
Leland Aiken	1971
Josh Albert	2005
Bob Albright	1974
Erik Albright	1985-87
Jerry Alexander	1956
John Alexander	1970
J.D. Alleva	1998-2001
Jeff Alleva	2000-03
Butch Allie	1958-60
Roy Alpert	1932
Don Altman	1960-61
Gary Altman	1968
Dave Amaro	1981-84
Merrill Ambler	1962-64
Wayne Ambler	1935-37
Tom Amidon	1980-82
Jonathan Anderson	2004-07
Mr. Anderson	1912
William Andrews	1975
Dan Arlen	1969-70
George Atkinson	1955-57
Gordon Austin	1985-86
Rick Austin	1973
Michael Ayers	1970
Milton Ayers	1947-50

## B

Don Baglien	1968-70
Thomas Bailey	1938
Tony Bajoczky	2004-07
Chuck Baker	1976, 79
William Baker	1969
Robert Baldwin	1991-92
John Banks	1975
R. Barker	1929
George Barley	1935-37
George Barr	1972
Will Barr	1994
Jim Barrett	1965
Jerry Barringer	1965-66
James Bartal	1956
Brett Bartles	2005-07
Cecil Barton	1954
Buddy Bass	1955-56
Bruce Battjar	1970
Eric Baumann	2004-05
Hugh Bayless	1975-76
Kyle Beauchamp	1999
Doug Bechtold	2000-02
Jeff Becker	1996-2000
Colin Begley	2001-02
Sam Bell	1934
Jean Belue	1928-29
Norman Benfer	1950
John Benik	1996-99
Bruce Bennett	1962
Thomas Bennett	1929-31
Bob Bensinger	1951
Steven Bentson	1969
Karl Benzio	1982
John Berger	2003-05
Bill Bergeron	1948-51
Russell Bergman	1937-39
Dick Bersin	1971-72
Rich Bevigilia	1985-88
Ron Bianco	1983-84
Frank Bilane	1940
David Bishop	1977
Lonnie Bishop	1944
Tom Blackburn	1954-56

Troy Blackburn	1986-88
Randy Blanchard	1967-69
Bernie Blaney	1955-57
Hunter Bledsoe	1995
Scott Bles	1994
Jeff Blickman	2006
Wayne Blum	1968
Bo Bochow	1969-72
Lon Bonczek	1956-58
Lewis Bond	1942
Kilmer Bortz	1940-41
Dave Bosson	1959-60
E.L. Bost	1931
Mr. Bost	1915
Roy Bostock	1960
Dave Bouchard	1983-84
Dale Boyd	1954, 56
A.T. Brackbill	1933
Biff Bracy	1963-65
Tom Brassil	1981-82
Charles Braswell	1945
Dick Brewer	1953-55
Larry Broadway	2000-02
Scott Bromby	1984-87
Barry Brooks	1995
Larry Brooks	1977-80
O.L. Broome	1926-27
Bobby Brower	1979-82
Gary Brown	1980-83
J.D. Browne	1962-64
Art Browning	1959-61
Mark Brownstein	1959
Joe Brunansky	1938
Mike Budka	1980
Mr. Bundy	1912
C.L. Bunting	1926-27
Greg Burke	2001-05
Thomas Burns	1942
Kevin Burrin	1988
Dick Burton	1956-58
Craig Buschman	1970-72
Bernie Buteau	1958
Jared Butler	1960
<b>Kyle Butler</b>	<b>2006-07</b>
George Byam	1940-42
Bob Byers	1959

## C

Bob Calamari	1987-88
Justin Calliham	2002
Willard Campbell	1968-69
Stephen Cannon	1996
John Cappello	1958
Chris Capuano	1997-99
Ryan Caradonna	1998-2001
Troy Caradonna	2000-03
Charles Carey	1938-40
Robert Carkhuff	1982
Mark Carlozzi	1983-85
John Carroll	1950-52
Woodrow Carroll	1942-43
RD Carson	1964
Christopher Carlton	1976-77
Charlie Carter	1953
Samuel Carter	1967
George Carver	1952-53
Mr. Carver	1915
Brian Casey	1994-95
Tim Casey	1946-47
Claude Caskey	1937-38
<b>Ron Causey</b>	<b>2005-07</b>
Benny Cavaliere	1950-52
Tim Cecil	1976
Lonnie Bishop	1960
Dave Challenger	1960
John Challenger	1957

H.H. Chappell	1926
Herbert Check	1935-37
Ed Chesnutt	1962-63
Michael Childs	1969
Frankie Chiou	1994-97
Carl Chronister	1967
Gordon Clapp	1952-54
George Clark	1945-48
Darryl Clements	1988-89
John Clower	1949-50
Stan Coble	1965-67
Andy Cockrell	1955-57
Thomas Colantuono	1970
Leonard Collard	1971-70
Frank Colleran	1986
Nelson Colley	1931
Jose Colon	1991
James Connelly	1960
Clayton Connor	1995-98
Richard Conradi	1936
Ed Conrey	1997-99
Raymond Coombs	1931-33
Mr. Cooper	1912
Buddy Copeland	1978-81
Claude Corbitt	1935-36
B.O. Cornelius	1934-35
Frederick Cornell	1973
Dick Corwin	1944
Jon Couch	1981-82
Dave Coughenour	1982-85
Jacques Courtillet	1970
John Courtright	1989-91
Stephen Cowie	1996-99
Charles Cox	1974
Robbie Cox	1974-76
Barnette Crabtree	1969
E.H. Crawford	1926
Steve Crijfheid	1956-58
Stan Crisson	1963-64
Stephan Cupps	1962
<b>Will Currier</b>	<b>2007</b>
Walter Curtin	1942-43
Al Curtis	1948-49

## D

Dixon Dailey	1935
Francis Dale	1950
Albert D'Alonzo	1946-49
Tony D'Amrosio	1989
Jerry Damren	1947
John Daniel	1961
John Darden	1999
David Darwin	1993-96
Mike Davies	1969-70
Bob Davis	1951-52
Brandon Davis	1950
Dale Davis	1970
Doug Davis	1985-88
Larry Davis	1966-68
Lawrence Davis	1938-40
Ronnie Davis	1961
Thomas Davis	1942-45
Gerry Day	1990-91
D.R. Dean	1928-30
Gene DeBolt	1968
Tom Decker	1981-84
Paul DeMarco	2002-05
William Dempsey	1975
Steve Denison	1968-70
Dick Denny	1951-52
Dick Densmore	1961-63
Albert DeRogatis	1945
Bob Dewhirst	1973-76
Carl Dickey	1953
Justin DiLucchio	2001-04

Richard Dishman	1995-97
Rick Dixon	1975-76
Larry Doby	1976-79
Nathan Dodson	1944
Bill Domhoff	1956-58
Fred Donegan	1983-84
Jim Donegan	1977-79
Bill Donigan	1952-53
Luis Duarte	1992-95
Howard Duffey	1930-31
Charlie Dunlevy	1957-59
Brad DuPree	1997-2000
Russell Durfee	2003-06
Mr. Durham	1915
Bryan Durrett	1978
George Dutrow	1956
Karl Dutschman	1955

## E

Mr. Earnhardt	1915
Doug Eastman	1987-88
Gerald Eckelberry	1981
Seth Edwards	1984-87
Zeno Edwards	1974
Paul Elcano	1995
Wayne Elliot	1948
Hugh Ennis	1937
Stuart Erickson	1946-49
Andres Escoruela	1968
Craig Eskay	1991, 93
Ron Esquieres	1989-92
Sam Ewing	1935-36

## F

Tyler Fadely	1978
Brooks Fader	1960-62
Bucky Fader	1962-64
Richard Faley	1950
John Falwell	1947-50
Roland Farley	1928-30
Kevin Farmer	1996
Ray Farmer	1993-94
Harleigh Fatzinger	1955-57
Ken Fay	1981-83
Carle Felton	1968-70
Eric Felton	1944
W.D. Fesperman	1953-56
Mr. Few	1915
John Fielder	1969
Christopher Filiaci	1968
Spence Fischer	1992-93
Konrad Fish	1954
Jim Fishburn	1996-97
Chris Flaherty	1992
Mark Flaherty	1983-84
Buddy Flesh	1972-74
Michael Fletcher	1995-98
Moritz Flohr	1932-34
Mr. Flythe	1915
Fred Folger	1948-49
Jimmy Forbis	1969
Jonathan Foreman	2007
Mr. Foushee	1912
Don Fowler	1985-88
Bill Freeze	1943-44
Nate Freiman	2006-07
Tim Fremuth	1974-76
Jerry Frye	1946-49
John Frye	1959
Stephen Fuller	1937
Bill Furbush	1973
John Furch	1986-88
Thomas Furlow	2002
Vincent Fusco	1976
Charlie Fye	1958-59



# all-time roster

## G

Tom Gadd.....	1932
Thomas Gaddy.....	1937-39
Jimmy Gallagher.....	2005-07
Mr. Gantt.....	1912
William Garcia de Quevedo.....	1946
Ted Gardner.....	1977-79
George Gawdun.....	1978-80
Adam Geis.....	1995-98
Rob Gernerchak.....	1985-86
Lee Gerin.....	1972
<b>Michael Ghizzoni.....</b>	<b>2007</b>
Johnny Gibbons.....	1951-53
Jerry Givens.....	1934
Scotty Glacken.....	1964-65
Mr. Godfrey.....	1912
Dave Going.....	1978-80
Michael Golom.....	2003-04
Ned Gonet.....	1979-80
Billy Goodman.....	1952, 54
Wes Goodner.....	1998-2001
Randy Goodroe.....	1994-97
Steve Gordon.....	1977-79
<b>Jeremy Gould.....</b>	<b>2007</b>
John Grace.....	1950
Frank Graham.....	1949-51
B.H. Green.....	1926-27
Dick Gregory.....	1962
Leon Griffith.....	1944-46
David Griffin.....	1989-90
Jared Griffs.....	1992-93
Dick Groat.....	1951-52
Carlyle Groome.....	1942-46
Scott Grossi.....	1999-2001
Bob Grupp.....	1976-77
John Gutekunst.....	1964-66

## H

Marc Hafer.....	1977
Doug Hall.....	1991
Chris Hammond.....	1994-95
Chris Hamrick.....	1990
Patrick Hannaway.....	1998-2000
Johnathan Hancock.....	1948-50
Kenneth Hancock.....	1970
Bill Hanenberg.....	1970-71
Earle Hannel.....	1952
Daniel Hanson.....	1972-73
Jeffrey Haring.....	1971
Lacy Harkrider.....	1933-34
Harry Harner.....	1944
Matt Harrell.....	1990-93
Phil Harrell.....	1990-93
Milton Harrington.....	1930-32
G.P. Harris.....	1926
Larry Harrison.....	1961-62
Leo Hart.....	1968-70
<b>Alexander Hassan.....</b>	<b>2007</b>
David Hawkins.....	1986-88
S.L. Hawkins.....	1928-30
Tom Hawkins.....	1989
Bobby Hawn.....	1961-63
Bob Hayes.....	1971
Chris Haynes.....	1976
Mark Heffley.....	1984
W.C. Heimberger.....	1943
Eric Heise.....	1995
Dean Helms.....	1965
Mr. Henderson.....	1912
Horace Hendrickson.....	1932-34
Brian Hernandez.....	2003-04
Robert Hessler.....	1942
Kent Hetrick.....	1986-87
Marvin Hewlett.....	1944
Carter Hill.....	1965-67

John Hines.....	1965-57
Pete Hochreiter.....	1954-55
David Hoffman.....	1973
John Hoffman.....	1990
Harvey Hollingsworth.....	1927
Mike Holloway.....	1963-65, 67-68
George Hoover.....	1955, 57
Cass Hopkins.....	1990-93
Jay Hopkins.....	1964-65
Dick Hoppe.....	1952
Jeremy Horowitz.....	1996-97
Robert Houghton.....	1944-47
Ed Howell.....	1932
Tom Hower.....	1957
Frank Hoye.....	1938-39
Allen Hudspeth.....	1977-78
John Hughes.....	1992
Lowry Hughes.....	1965-67
Tim Hughes.....	1997
Carl Huiskamp.....	1936
William Huiskamp.....	1934-36
David Hurm.....	1955
Frederic Huser.....	1969
Clinton Hutto.....	1974
Jim Hysong.....	1966-68

## I

William Ingham.....	1942
Jonathan Ingram.....	1971

## J

Gordon Jackson.....	1969-73
Ryan Jackson.....	1991-94
E.L. Jenkins.....	1928-30
John Jenkins.....	1959-60
Drew Jerdan.....	2001-03
J.C. Jessup.....	1938-40
A.N. Johnson.....	1927-28
Brad Johnson.....	1980-81
Dave Johnson.....	1968
Dick Johnson.....	1951-52
John Johnston.....	1969-72
Andy Jones.....	1985-86
Harry Jones.....	1981-82
Jeff Jones.....	1983
Sid Jones.....	1973
Casey Jowers.....	1993-94
Sonny Jurgensen.....	1955

## K

Wilfred Kale.....	1943
Ronnie Kalish.....	1959-61
Mike Kaminer.....	1985
Charles Kantor.....	1968-69
Mr. Kanye.....	1915
Paul Karukstis.....	1947-49
Fred Kast.....	1959
Bruce Kauffman.....	1966, 67
Mark Kavy.....	1993
Herky Keller.....	1959, 61
Kevin Kelly.....	1999-2002
Aaron Kempster.....	2002
William Kerr.....	1938-39
Art Kersey.....	1931-33
Steve Kesses.....	1974-75
Robert Kessler.....	1942-43
Jerry Keys.....	1955
John Kiefer.....	1969
Thomas Kiely.....	1947
N/A Kiely.....	1941
Bill King.....	1977-78
Mike King.....	1993-96
Dave Kirkpatrick.....	1954-55
H.E. Kistler.....	1928-30
Robert Klare.....	1931
John Klein.....	1958-59

Lewis Klein.....	1950-51
Jim Knight.....	1986-87
Bart Koehler.....	1988
Ervin Kohler.....	1940-42
Michael Kolson.....	1971
Al Konopka.....	1935-36
Mike Kotarski.....	1989-92
J.J. Koterba.....	2004-05
<b>Kyle Kreick.....</b>	<b>2005-07</b>
Dick Kreutzer.....	1953-55
John Krimmel.....	1967
Wayne Krivsky.....	1974

## L

Todd Lamb.....	1981-83
Rodman Landon.....	1935
Senterrio Landrum.....	2002-05
Tyler Lang.....	1998-99
Vin LaPietra.....	1988-90
Robert Lapp.....	1947
Steve Larned.....	1982-83
Dale Lathrop.....	1972
Bert Lattimore.....	1958
Dick Lauffer.....	1944
Vito Lauro.....	1945
Lee Lawrence.....	2003-04
Tim Layden.....	2002-04
Billy Lea.....	1952-53
Bob Leclercq.....	1953-54
Russ Lee.....	1983-84
Mike Leff.....	1967
Seth Lehroff.....	1959
John Lemen.....	1974-77
John Lentz.....	1948
Richard Leopoldt.....	1939-40
Ralph LeRocca.....	1970
Nick LeRose.....	1975
Dave Lerps.....	1954
Paul Levinsohn.....	1988
Joe Levinson.....	1939
Joe Lewis.....	1951-53
Frank Liana.....	1937
Jim Liccardo.....	1964-66
Todd Lieber.....	1966
Victor Lippincott.....	1959
Scott Lippitt.....	1978
Jordan Litrownik.....	1996-98
Edward Little.....	1943-46
Martin Little.....	1945
Adam Loftin.....	2001-04
James Long.....	1983
Dale Longfellow.....	2005
Andy Lotsy.....	1995
Kirk Louderback.....	1975-78
Mr. Love.....	1915
Herbert Lowenstein.....	1938
Mickey Lozanoff.....	1971-73
Charles Lucas.....	1948-50
Marc Ludvigsen.....	1996
Matt Lynch.....	2000

## M

Mr. Maddox.....	1912, 15
John Madonna.....	1995
Gregg Maluchnik.....	1995-98
Daniel Mangiapani.....	2003-05
<b>Christopher Manno.....</b>	<b>2007</b>
Mark Manuel.....	1973-75
Randy Maris.....	1980
Roy Marley.....	1962-63
Archie Marshall.....	1938
Tigger Marshall.....	1996-97
Patrick Martin.....	1968
David Mason.....	1998-2001
Grant Matherly.....	1944
Chip Mathes.....	1985-86

Cyrial Matheson.....	1947
Joseph Maxson.....	1934
Reynolds May.....	1934-35
Pete Maynard.....	1957-59
George McAfee.....	1940
William McCahan.....	1940-42
Edward McCarthy.....	1946-48
Mr. McCarthy.....	1946-48
Dean McCracken.....	1960-61
Quinton McCracken.....	1989-92
<b>Ryan McCurdy.....</b>	<b>2007</b>
E.C. McDavis.....	1926
Al McGimpsey.....	1984-85
James McGrory.....	1939
Jack McGuire.....	1951-52
Tim McKeithan.....	1930-32
Rex McKinley.....	1960-62
Harold McManus.....	1972
Jerry McMasters.....	1937
Sean McNally.....	1991-94
Mike McNamara.....	1986-88
Stu Meadows.....	1972
Greg Mencio.....	1974, 77
Frank Messick.....	1936-37
Edwin Messikomer.....	1960
Joseph Metcalf.....	1972-73
Don Metz.....	1931
Glenn Meyers.....	1981
Bob Michael.....	1975-78
Dave Michael.....	1933-35
Mike Miello.....	2002-05
Don Mikush.....	1977-80
Mark Militello.....	1981-84
Bob Miller.....	1968
Fred Miller.....	1948-49
Garry Miller.....	1960-61
James Miller.....	1968
Pete Miller.....	1975-77
William Miller.....	1968
Don Mitchell.....	1932-35
Jeff Mitchell.....	1966-68
William Mock.....	1940-41
Peter Moller.....	1959-60
Reeves Montague.....	1959
Bob Moore.....	1967-69
Bob Morris.....	1967-69
Harry Morris.....	1936-38
John Morris.....	1957-58
Joseph Morris.....	1939-41
Marty Morris.....	1975-76
Bob Moynihan.....	1956
Bob Mueller.....	1962, 65
Billy Muldowney.....	2004
Charles Mullen.....	1963
Jack Mullin.....	1960, 63
Chuck Munday.....	1971, 74
Sean Murnane.....	2004
Adam Murray.....	2003-06
W.A. Murray.....	1928-30
John Muse.....	1946
Dewey Myers.....	1951

## N

Pete Naktens.....	1934-36
Robert Nauman.....	1942
Carl Nelson.....	1977-80
<b>Michael Ness.....</b>	<b>2007</b>
John Nicodemus.....	1975
<b>Jonathan Nicolla.....</b>	<b>2005-07</b>
O.K. Niess.....	1957-58
Lenny Nieves.....	1990-91
Bud Nixon.....	1982-85
Ed Nolan.....	1978-81
David Norman.....	1988-91
Brad Novak.....	1984-87
Chal Nunn.....	1973-76





# all-time roster

## O

Sean O'Brien.....	2003-06
Sonny Odom.....	1963-65
Mike Olexa.....	1991-93
Greg Oriscello.....	1996-98
Danny Otero.....	2004-06
Al Otte.....	1967
Dixon Owens.....	1958-61
Randy Ozmum.....	1989-90

## P

Ralph Palaia.....	1969-72
Daniel Palmer.....	2003-06
Harry Palmer.....	1942-43
Winston Palmer.....	1946-47
Clarence Parker.....	1935-36
Paul Parker.....	1952
Brian Patrick.....	2000-03
C.L. Pearce.....	1926
John Peckham.....	1932-34
M.A. Peelor.....	1929
Andrew Penrod.....	1984
Ed Perini.....	1945, 48
Jim Perry.....	2003-06
John Perry.....	1938-39
John Perry.....	1986-87
Kevin Perry.....	2000-03
<b>Ryan Perry.....</b>	<b>2005-07</b>
William Peters.....	1940
Mark Peterson.....	1968
Garrett Pfeifer.....	1979-82
Dan Phelan.....	1969-72
Johnny Pickett.....	1944
Eddie Pieczynski.....	1974
Carl Pierce.....	1939-41
Scott Pinoni.....	1992-94
Jeff Piscorik.....	1992-95
Marc Plescia.....	1975-76
Robert Plosica.....	1945
John Poff.....	1971-74
George Pogmore.....	1970
Fred Pollier.....	1962
John Posavic.....	1945
John Posen.....	1969-70
Robert Posthumus.....	1959
Mr. Powell.....	1915
Tom Powers.....	1949-51
Dan Price.....	1984-87
Glenn Price.....	1939-41
Joel Price.....	1986
Dave Pritchard.....	1971
Don Pruett.....	1979-82

## Q

Bruce Quintana.....	1979-81
Albert Quinton.....	1978

## R

Matt Rader.....	1995
Walter Rak.....	1984-87
Bob Rankin.....	1960-62
Edward Ransom.....	1962
Hal Rasberry.....	1937
Colin Ratcliffe.....	2006
Steven Ratcliffe.....	1970
Brent Reid.....	1998-99
Richard Remigailo.....	1964
Bill Reynolds.....	1961
Elwood Rich.....	1942
Howard Richardson.....	1969
Robert Richardson.....	1968
Terry Richardson.....	1966
Kevin Rigby.....	1980
Ronald Righter.....	1971-72
James Rink.....	1936

Dana Risley.....	1985
Tim Roberts.....	1989
Don Robertshaw.....	1931
Don Robertson.....	1969
Bill Robinson.....	1951
Pat Rochelle.....	1930-31
Cyrus Rodio.....	1954
Paul Rodio.....	1985
J. Rose.....	1912
Allard Rosen.....	1942
Jonathan Rosenblum.....	1978
John Rudisill.....	1954-55
Willard Rue.....	1938-39
Mr. Ruffa.....	1941
Tim Rumer.....	1988-90
Tony Runion.....	1991-92
Karren Rush.....	1978-79
Chase Russell.....	1997
Charles Rute.....	1942-43
Francis Ryan.....	1966-68
Michael Ryan.....	1985-86

## S

<b>Gabriel Saade.....</b>	<b>2007</b>
Robert Sadler.....	1970
Roland Sailer.....	1942-46
Jim Sander.....	1993-94
Paul Satterthwaite.....	1940
Charley Saunders.....	1926-27
Robert Scanlon.....	1938
Michael Schefer.....	1990
Vaughn Schill.....	1997-99
Edward Schlear.....	1940
Charles Schlimbaum.....	1968
Howard Schnure.....	1933
Scott Schoeneweis.....	1993-96
Andy Schoenhof.....	1977-79
Steve Schoettmer.....	1973-74
Zach Schreiber.....	2001-04
Steve Schroeder.....	1997-2000
Carlyle Schomberg.....	1992
Al Schwartz.....	1969-72
Brad Schwartz.....	1977

<b>Michael Seander.....</b>	<b>2007</b>
Rich Searl.....	1969
Joe Seaton.....	1980-82
Arnold Seesholts.....	1952
Bill Seith.....	1969-70
Ryan Sember.....	2002-05
Steve Setteducato.....	1971
Frank Seward.....	1941
Donald Shannehan.....	1940
Calvin Shaw.....	1936-37
Rich Shaw.....	1978-79
Robert Sheldon.....	1941-42
Fred Sheppard.....	1955
<b>Tim Sherlock.....</b>	<b>2006-07</b>
Jerry Shevick.....	1948-50
James Shipman.....	1985-86
Josh Shipman.....	1991-94
Edward Shokes.....	1939-41
Edward Shollenberger.....	1932
Hoyt Shore.....	1931-32
John Shortell.....	1935-36
Mark Sikorski.....	1984-86
Mr. Siler.....	1915
Kyle Silver.....	2004-05
Dave Sime.....	1957
Dwight Simonds.....	1942
David Simone.....	1975-76
James Simpson.....	1978
LeRoy Sires.....	1948-50
Glenn Small.....	1977
Dick Smallwood.....	1956-58
Barney Smith.....	1969
Brett Smith.....	2005

Brian Smith.....	1965
Bryan Smith.....	1973
Bryan Smith.....	2001-05
Christopher Smith.....	1987-88
David Smith.....	1936-38
Henry Smith.....	1946-48
James Smith.....	1985-88
Joseph Smith.....	1956
Red Smith.....	1952-54
Don Snowberger.....	1953-55
Dave Snyder.....	1968-70
Javier Socorro.....	2003-06
Jeffrey Soukup.....	1973
Alan Soyer.....	1984-85
Jim Spanarkel.....	1976-77
Al Spangler.....	1953-54
Mr. Spruce.....	1912
Raymond Spuhler.....	1940, 42
Ken Stallings.....	1962-64
Grant Stanley.....	2002-03
Craig Starman.....	1992-96
Byron Starnes.....	1957
Jeff Staubach.....	1994-97
Bob Steinbruegge.....	1967-68
Gary Stephens.....	1963-64
Harold Stevenson.....	1946-47
William Stewart.....	1968
Chris Stiles.....	1964-66
Doug Stoehr.....	1971-72
Mike Stopper.....	1980
Grady Stott.....	1942-46
Robin Stout.....	1970
Mark Straube.....	1970
Dick Strauch.....	1947-50
Mike Suglia.....	1977
Charlie Sullivan.....	1989
Mike Sullivan.....	1990-91
Teddy Sullivan.....	1996-99
Harold Sykes.....	1938

## T

Dennis Tabron.....	1980
John Tackach.....	1968
Joe Tagliola.....	1984-85
Roy Talcott.....	1944-45
John Tarr.....	1952-54
Bill Taylor.....	1958-59
Ed Taylor.....	1935
Tom Taylor.....	1962-64
William Taylor.....	1947-49
Tim Teer.....	1968-70
Brian Tenney.....	1977-80
R.N. Thomas.....	1926-28
Gideon Thompson.....	1999-2001
J.R. Thompson.....	1926-27
James Thompson.....	1933-34
Jim Thompson.....	1970-73
Kevin Thompson.....	2000-04
L.K. Thompson.....	1982-83
Mr. Thompson.....	1912
Mr. Thorne.....	1915
Bob Thuemmel.....	1956-57
Eric Tipton.....	1937-39
Raymond Toher.....	1968-69
Rick Togalski.....	1988-90
John Tolish.....	1983
David Torcise.....	2004-05
James Tomanchek.....	1969
Everett Tompkins.....	1939
Richard Toomey.....	1975
Mike Trombley.....	1987-89
Dave Troyan.....	1972-74
Sidney Truesdale.....	1937-39
Bob Turner.....	1960-62
Harold Turner.....	1954
Jim Turner.....	1974-76

## U

Dave Uible.....	1962-64
Harry Underwood.....	1942

## V

Arthur Van III.....	1965
Jan Vandenberg.....	1967
Arthur Vann.....	1946-47
Robert Vickey.....	1938-40
Phil Vivona.....	1957
Donald Vollmer.....	1950
Robert Voorhees.....	1931

## W

Harold Wagner.....	1936-37
Jack Wagner.....	1970
Ty Wagner.....	1933-35
Blake Walker.....	2002-04
Bill Ward.....	1951-52
Joseph Warner.....	1975
Sam Warner.....	1970-73
Steve Warner.....	1970-73
Dick Warren.....	1966-68
L.A. Warren.....	1928-30
Ed Watson.....	1936-38
Ken Weaver.....	1934-35
Charley Weaver.....	1926-28
Phil Weaver.....	1932-34
Robert Weaver.....	1940, 42
Ray Weddle.....	1953
Bob Weitzman.....	1956-57
Jim Wendling.....	1996-98
Earle Wentz.....	1933-35
Bill Werber.....	1951-53
W.M. Werber.....	1928-30
A.H. Werner.....	1931
Dave West.....	1962
Mr. West.....	1912
Cody Wheeler.....	2005
Geoffrey Wheeler.....	1968
Nathan Whitaker.....	1988
John White.....	1944
John White.....	1951
Mercer White.....	1944
Corey Whiting.....	2004-05
Bob Whitley.....	1965
Bill Widerman.....	1944
Glenn Wild.....	1952
Phil Wilhelm.....	1967-69
Butch Williams.....	1959-61
Dale Williams.....	1968
Darrell Williams.....	1948-49
David Williams.....	1988-91
<b>Matt Williams.....</b>	<b>2006-07</b>
Richard Wilson.....	1942
Charles Wimbrow.....	1944, 47
James Withers.....	1975
Mark Witte.....	1986-89
<b>Andrew Wolcott.....</b>	<b>2006-07</b>
Jay Wolfson.....	1970
Bill Wright.....	1944
Eddie Wyatt.....	1966
Charlie Wycliffe.....	1986
Harvey Wynick.....	1927

## Y

George Yautz.....	1943-44
Charles Young.....	1943
Charlie Young.....	1963-65

## Z

Jack Zarinsky.....	1989-92
Matt Zeberlein.....	1992
Jeff Zegler.....	1981-84
Bill Zempolich.....	1980-83



# DUKE UNIVERSITY

## Majors at Duke

African & African American Studies  
Art & Art History  
Asian & African Language & Literature  
Biological Anthropology & Anatomy  
Biology  
Biomedical Engineering  
Canadian Studies  
Chemistry  
Civil & Environmental Engineering  
Classical Studies  
Computer Science  
Cultural Anthropology  
Earth & Ocean Sciences  
Economics  
Education  
Electrical & Computer Engineering  
English  
Environmental Sciences & Policy  
French  
Germanic Languages & Literature  
History  
International Comparative Studies  
Italian & European Studies  
Linguistics  
Literature  
Mathematics  
Mechanical Engineering &  
Materials Science  
Medieval & Renaissance Studies  
Music  
Philosophy  
Physics  
Political Science  
Psychology  
Public Policy Studies  
Religion  
Slavic & Eurasian Studies  
Spanish  
Sociology  
Theater Studies  
Visual Arts  
Women's Studies







**DR. RICHARD H. BRODHEAD**  
President  
Duke University



Duke University was created in 1924 by James Buchanan Duke as a memorial to his father, Washington Duke. The Dukes, a Durham family who built a worldwide financial empire in the manufacture of tobacco and developed the production of electricity in the two Carolinas, had long been interested in Trinity College. Trinity traced its roots to 1838 in nearby Randolph County when local Methodist and Quaker communities joined forces to support a permanent school, which they named Union Institute. After a brief period as Normal College (1851-59), the school changed its name to Trinity College in 1859 and affiliated with the Methodist Church.

The college moved to Durham in 1892 with financial assistance from Washington Duke and the donation of land by Julian S. Carr. In December 1924, the school's trustees gratefully accepted the provisions of James B. Duke's indenture creating the family philanthropic foundation, The Duke Endowment, which provided, in part, for the expansion of Trinity College into Duke University.

As a result of the Duke gift, Trinity underwent both physical and academic expansion. The original Durham Campus became known as East Campus when it was rebuilt in stately Georgian architecture. West Campus, Gothic in style and dominated by the soaring 210-foot tower of Duke Chapel, opened in 1930. Academic expansion of the university included the establishment of new graduate and professional schools.

Modern times have seen Duke realize its founder's aspirations to become a major center of learning. The Duke University Medical Center has achieved international prominence, and many Duke schools and departments are consistently ranked among the nation's best.





# DURHAM, NORTH CAROLINA

Located in the heart of North Carolina's rolling Piedmont region, Durham stands out as a gem among southern cities. Through the years, the city has evolved from a tobacco and textile town into an international center for medicine, scholarship, biotechnology and electronics.

Founded in 1853, Durham is widely recognized for its diversity. Originally a manufacturing center, the city now is known for excellence in medicine, education, research and industry. The wide range of activities available in the area lends the city a multifaceted appeal that strikes even first-time visitors.

Durham has a natural appeal as well, characterized by 98,000 acres of hardwood and evergreen forests including the only remaining old growth Piedmont bottomland forests and 7,800 acres of cropland. Hills and dales, meandering rivers and streams, several lakes, 26 rare plant species and several rare species of birds and animals can also be found here.

With 227,000 residents in the one-city county, Durham is the fourth-largest city in North Carolina. It is ideally located on the large and small scale. Within the immediate area it stands as the pinnacle of the "Triangle" region of North Carolina, a metropolitan population of 1,000,000 people that includes Chapel Hill to the south and west and Raleigh, the state capital, to the south and east. On a regional level, this area is the primary center of culture, sports, education and government between Washington, D.C., and Atlanta.

With excellent sports and cultural activities in the area, Durham is a fun place to be. People from all walks of life — academic, industrial, professional, agricultural — blend to provide a warm, rich sense of hospitality and diversity.





# SCHEDULE 2008



**Ryan  
PERRY**  
Senior



**Jonathan  
NICOLLA**  
Senior

DATE	OPPONENT	TIME
Feb. 22	Iona College	3:00 PM
Feb. 23	Iona College (DH)	12:00 PM
Feb. 24	Iona College	12:00 PM
Feb. 26	Alabama A&M	3:00 PM
Feb. 27	Alabama A&M	3:00 PM
Mar. 1	Columbia (DH)	12:00 PM
Mar. 2	Columbia (DH)	12:00 PM
Mar. 5	Valparaiso	3:00 PM
Mar. 7	North Carolina *	3:00 PM
Mar. 8	North Carolina *	2:00 PM
Mar. 9	North Carolina *	1:00 PM
Mar. 11	Quinnipiac	3:00 PM
Mar. 12	Richmond	3:00 PM
Mar. 14	Virginia *	3:00 PM
Mar. 15	Virginia *	2:00 PM
Mar. 16	Virginia *	1:00 PM
Mar. 18	Hartford	3:00 PM
Mar. 19	Hartford	3:00 PM
Mar. 21	at Georgia Tech *	6:00 PM
Mar. 22	at Georgia Tech *	2:00 PM
Mar. 23	at Georgia Tech *	1:00 PM
Mar. 25	<b>Brown</b>	3:00 PM
Mar. 26	<b>N.C. Central</b>	3:00 PM
Mar. 28	<b>Miami *</b>	7:00 PM
Mar. 29	<b>Miami *</b>	2:00 PM
Mar. 30	<b>Miami *</b>	1:00 PM
Apr. 4	at Boston College *	2:30 PM
Apr. 5	at Boston College *	1:00 PM
Apr. 6	at Boston College *	1:00 PM
Apr. 9	<b>UNC-Greensboro</b>	7:00 PM
Apr. 11	at N.C. State *	6:30 PM
Apr. 12	at N.C. State *	6:30 PM
Apr. 13	at N.C. State *	1:30 PM
Apr. 15	<b>N.C. Central</b>	7:00 PM
Apr. 16	at Campbell	7:00 PM
Apr. 18	<b>Clemson *</b>	7:00 PM
Apr. 19	<b>Clemson *</b>	2:00 PM
Apr. 20	<b>Clemson *</b>	1:00 PM
Apr. 22	at UNC-Greensboro	6:00 PM
Apr. 23	at Davidson	7:00 PM
Apr. 25	<b>Maryland *</b>	7:00 PM
Apr. 26	<b>Maryland *</b>	2:00 PM
Apr. 27	<b>Maryland *</b>	1:00 PM
May 5	<b>Longwood (DH)</b>	12:00 PM
May 6	<b>Davidson</b>	7:00 PM
May 9	at Wake Forest *	3:00 PM
May 10	at Wake Forest *	1:00 PM
May 11	at Wake Forest *	1:00 PM
May 13	<b>Campbell</b>	7:00 PM
May 15	at Virginia Tech *	5:30 PM
May 16	at Virginia Tech *	5:30 PM
May 17	at Virginia Tech *	1:00 PM

Home games in **bold**; \* - ACC Contest;  
All dates and times (ET) subject to change.



**Kyle  
KREICK**  
Senior



**Ron  
CAUSEY**  
Senior