

DUKE BLUE DEVILS

2009 BASEBALL

Offensive Records

Note: Offensive statistics prior to 1948 are incomplete. Batting averages were kept during most of those seasons, but other categories vary.

Games Played – Career

1.	240	Jeff Becker	1996-2000
2.	222	Kevin Kelly	1999-2002
3.	219	Michael Fletcher	1995-98
219	Troy Caradonna	2000-03	
5.	218	Frankie Chiou	1994-97
6.	215	Ryan Jackson	1991-94
7.	214	Adam Murray	2003-06
214	Javier Socorro	2003-06	
214	Cass Hopkins	1990-93	
10.	212	Mike King	1993-96

Games Played – Season

1.	59	Scott Pinoni	1993
59	Ryan Jackson	1993	
59	Sean McNally	1993	
59	Mike Olexa	1993	
59	Cass Hopkins	1993	

Games Started – Career

1.	240	Jeff Becker	1996-2000
2.	221	Kevin Kelly	1999-2002
3.	218	Frankie Chiou	1994-97
4.	217	Troy Caradonna	2000-03
5.	215	Ryan Jackson	1991-94
6.	214	Javier Socorro	2003-06
7.	212	Adam Murray	2003-06
8.	209	Gregg Maluchnik	1995-98
9.	208	Mike King	1993-96
10.	205	Cass Hopkins	1990-93

Games Started – Season

1.	59	Ryan Jackson	1993
59	Sean McNally	1993	
59	Scott Pinoni	1993	
2.	58	Jeff Becker	1998
58	Jeff Becker	1997	

At Bats – Career

1.	947	Jeff Becker	1996-2000
2.	859	Ryan Jackson	1991-94
3.	846	Kevin Kelly	1999-2002
4.	825	Javier Socorro	2003-06
5.	821	Troy Caradonna	2000-03
6.	806	Mike King	1993-96
7.	804	Frankie Chiou	1994-97
8.	780	Adam Murray	2003-06
9.	765	Michael Fletcher	1995-98
10.	759	Gregg Maluchnik	1995-98

At-Bats – Season

1.	240	Vaughn Schill	1997
2.	237	Kevin Kelly	2002
3.	236	Brett Bartles	2006
236	Mike King	1996	
5.	235	Jeff Becker	1998
235	Jeff Becker	1997	
7.	233	Michael Fletcher	1997
233	Ryan Jackson	1994	
9.	232	Ryan Jackson	1993
10.	231	Ed Conrey	1998

Hits – Career

1.	334	Jeff Becker	1996-2000
2.	277	Ryan Jackson	1991-94
3.	263	Quinton McCracken	1989-92
4.	262	Vaughn Schill	1997-99
262	Mike King	1993-96	
6.	255	Kevin Kelly	1999-2002

7.	254	Gregg Maluchnik	1995-98
254	Frankie Chiou	1994-97	
9.	251	Sean McNally	1991-94
10.	246	Troy Caradonna	2000-03
11.	245	Javier Socorro	2003-06
12.	242	Michael Fletcher	1995-98
13.	223	J.D. Alleva	1998-2001
14.	218	Adam Murray	2003-06
15.	203	Scott Pinoni	1992-94

Hits – Season

1.	93	Vaughn Schill	1997
2.	89	Sean McNally	1994
3.	88	Ryan Jackson	1994
4.	86	Jeff Becker	1998
5.	85	Vaughn Schill	1999
6.	84	Vaughn Schill	1998
7.	83	Kevin Kelly	2002
83	Michael Fletcher	1997	
9.	82	Jeff Becker	2000
10.	81	Mike King	1996
11.	80	Nate Freiman	2007
80	Jeff Becker	1996	
80	Luis Duarte	1995	
80	Scott Pinoni	1994	
15.	79	Four Players	

Batting Avg. – Career
(Minimum 300 At Bats)

1.	.380	Vaughn Schill	1997-99
2.	.357	Nate Freiman	2006-Present
3.	.353	Jeff Becker	1996-2000
4.	.350	Mark Militello	1981-84
5.	.349	Quinton McCracken	1989-92
6.	.343	Tom Decker	1981-84
7.	.337	Scott Pinoni	1992-94
8.	.334	Gregg Maluchnik	1995-98
9.	.333	Jeremy Gould	2007-Present
10.	.332	Sean McNally	1991-94
11.	.326	J.D. Alleva	1998-2001
12.	.325	Bill Werber	1951-53
.325	Mike King	1993-96	
14.	.324	Larry Broadway	2000-02
15.	.322	Ryan Jackson	1991-94

Batting Avg. – Season
(Minimum 130 At Bats)

1.	.408	Sean McNally	1994
2.	.388	Vaughn Schill	1997
3.	.386	Vaughn Schill	1999

4.	.381	Nate Freiman	2008
5.	.379	Scott Pinoni	1994
6.	.378	Ryan Jackson	1994
7.	.373	Quinton McCracken	1992
8.	.370	David Mason	2001
.370	Dick Groat	1952	
10.	.369	Nate Freiman	2007
.369	Javier Socorro	2004	
.369	Bobby Brower	1981	
13.	.368	Jeff Becker	2000
.368	Tom Brassil	1981	
15.	.367	Three Players	

Runs Scored – Career

1.	232	Jeff Becker	1996-2000
2.	203	Frankie Chiou	1994-97
3.	200	Vaughn Schill	1997-99
4.	187	Ryan Jackson	1991-94
187	Quinton McCracken	1989-92	
6.	179	Mike King	1993-96
7.	173	Jeff Piscorik	1992-95
8.	172	Gregg Maluchnik	1995-98
172	Sean McNally	1991-94	
10.	158	Scott Pinoni	1992-94
11.	151	Michael Fletcher	1995-98
12.	150	Kevin Kelly	1999-2002
13.	146	Luis Duarte	1992-95
14.	142	Mark Militello	1981-84

Runs Scored – Season


1.	74	Vaughn Schill	1998
2.	69	Ryan Jackson	1994
3.	68	Scott Pinoni	1994
4.	67	Vaughn Schill	1999
5.	62	Alex Hassan	2008
62	Quinton McCracken	1992	
7.	61	Jeff Becker	1998
8.	59	Kevin Kelly	2002
59	Gregg Maluchnik	1998	
59	Vaughn Schill	1997	
59	Ryan Jackson	1993	
12.	58	Jeff Becker	1996
58	Jimmy Gallagher	2007	
14.	56	Luis Duarte	1994
15.	55	Four Players	

Doubles – Career

1.	74	Jeff Becker	1996-2000
2.	60	Vaughn Schill	1997-99
60	Michael Fletcher	1995-98	
4.	56	Ryan Jackson	1991-94

Jeff Becker

1996-2000



Games, Career – 1st (240)
Hits, Career – 1st (334)
Bat. Avg., Career – 3rd (.353)
Runs, Career – 1st (232)
Doubles, Career – 1st (74)
Home Runs, Career – 3rd (35)
RBI, Career – 1st (198)

5.	55	Kevin Kelly	1999-2002
6.	50	J.D. Alleva	1998-2001
7.	49	Gregg Maluchnik	1995-98
49	Mike King	1993-96	
9.	48	Sean McNally	1991-94
10.	47	David Norman	1988-91
11.	46	Luis Duarte	1992-95
46	Scott Pinoni	1992-94	
13.	45	Jeff Piscorik	1992-95
14.	44	Larry Broadway	2000-02
15.	43	Bryan Smith	2001-05

Doubles – Season

1.	24	Vaughn Schill	1999
2.	22	Jeff Becker	2000
3.	21	Michael Fletcher	1997
4.	20	Jeff Becker	1998
20	Jimmy Gallagher	2007	
20	Vaughn Schill	1998	
20	Scott Pinoni	1993	
8.	19	J.D. Alleva	1998
19	Nate Freiman	2007	
19	Gregg Maluchnik	1996	
19	Sean McNally	1994	
12.	18	Six Players	

Triples – Career

1.	22	Quinton McCracken	1989-92
2.	20	Bobby Brower	1979-82
3.	17	Sean McNally	1991-94
4.	15	Frankie Chiou	1994-97
5.	13	Mark Militello	1981-84
6.	11	Jeff Piscorik	1992-95
11	Don Pruett	1979-82	
11	Dan Phelean	1969-72	
9.	10	Larry Doby	1976-79
10	Bill Werber	1951-53	
11.	9	Ryan Jackson	1991-94

Nate Freiman
2006 - Present

Batting Average, Career – 2nd (.357)
Batting Avg., Season – 4th (.381), 9th (.369)
Home Runs, Career – T-11th (23)
Home Runs, Season – T-10th (11)
Hits, Season – T-11th (80)
Doubles, Season – T-8th (19)



- 9..... Andy Cockrell..... 1955-57
- 12. 8..... Ten Players

Triples — Season

- 1. 11..... Bobby Brower..... 1981
- 2. 8..... Sean McNally..... 1994
- 8..... Quinton McCracken..... 1992
- 8..... Dan Phelan..... 1972
- 5. 7..... Frankie Chiou..... 1997
- 6. 6..... Ed Conrey..... 1999
- 6..... Quinton McCracken..... 1989
- 6..... Andy Cockrell..... 1956
- 6..... Bill Werber..... 1953
- 10. 5..... Eight Players

Home Runs — Career

- 1. 42..... Ryan Jackson..... 1991-94
- 2. 37..... Scott Pinoni..... 1992-94
- 3. 35..... Jeff Becker..... 1996-2000
- 4. 33..... Gregg Maluchnik..... 1995-98
- 5. 29..... Mike King..... 1993-96
- 6. 28..... Ed Conrey..... 1997-99
- 28..... Sean McNally..... 1991-94
- 8. 27..... Michael Fletcher..... 1995-98
- 9. 26..... David Norman..... 1988-91
- 26..... John Furch..... 1986-88
- 11. 23..... Nate Freiman..... 2006-Present
- 23..... Vaughn Schill..... 1997-99
- 13. 21..... J.D. Alleva..... 1998-2001
- 14. 18..... Mike Olexa..... 1991-93
- 15. 17..... Larry Broadway..... 2000-02
- 17..... Frankie Chiou..... 1994-97

Home Runs — Season

- 1. 22..... Ryan Jackson..... 1994
- 2. 19..... Scott Pinoni..... 1994
- 3. 16..... Ed Conrey..... 1998
- 4. 15..... Sean McNally..... 1994
- 5. 14..... Vaughn Schill..... 1998
- 14..... Gregg Maluchnik..... 1998
- 7. 13..... John Furch..... 1988
- 8. 12..... Jeff Becker..... 1997
- 12..... Ryan Jackson..... 1993
- 10. 11..... Nate Freiman..... 2008
- 11..... Michael Fletcher..... 1998
- 11..... Mike King..... 1995
- 11..... Scott Pinoni..... 1992
- 11..... David Norman..... 1990
- 15. 10..... Gregg Maluchnik..... 1996
- 10..... Ron Bianco..... 1984

Runs Batted In — Career

- 1. 198..... Jeff Becker..... 1996-2000
- 198..... Gregg Maluchnik..... 1995-98
- 3. 183..... Ryan Jackson..... 1991-94
- 4. 181..... Sean McNally..... 1991-94
- 5. 173..... Mike King..... 1993-96
- 6. 163..... Michael Fletcher..... 1995-98
- 7. 162..... Ed Conrey..... 1997-99
- 8. 156..... Scott Pinoni..... 1992-94
- 9. 142..... Kevin Kelly..... 1999-2002
- 10. 136..... Frankie Chiou..... 1994-97
- 11. 132..... Troy Caradonna..... 2000-03
- 132..... David Norman..... 1988-91
- 13. 128..... Wes Goodner..... 1998-2001
- 14. 126..... Brett Bartles..... 2005-07
- 15. 122..... J.D. Alleva..... 1998-2001
- 122..... Jeff Piscorik..... 1992-95

Runs Batted In — Season

- 1. 76..... Ed Conrey..... 1998
- 2. 71..... Sean McNally..... 1994
- 3. 68..... Gregg Maluchnik..... 1996
- 4. 65..... Scott Pinoni..... 1994

Ryan Jackson

1991-94

Home Runs, Career — 1st (42)

Home Runs, Season — 1st (22)

RBI, Career — 3rd (183)

RBI, Season — 5th (63)

SLG Pct., Season — 2nd (.738)

- 5. 63..... Ryan Jackson..... 1994
- 6. 62..... Jeff Becker..... 1997
- 7. 60..... Mike King..... 1996
- 8. 59..... Michael Fletcher..... 1998
- 9. 54..... Michael Fletcher..... 1997
- 10. 53..... Larry Broadway..... 2002
- 53..... Gregg Maluchnik..... 1998
- 12. 52..... Brian Patrick..... 2002
- 52..... J.D. Alleva..... 1998
- 14. 51..... Kevin Kelly..... 2002
- 15. 50..... Two Players

Walks — Career

- 1. 126..... Frankie Chiou..... 1994-97
- 2. 125..... Jeff Piscorik..... 1992-95
- 3. 120..... Vaughn Schill..... 1997-99
- 4. 111..... Jeff Becker..... 1996-2000
- 5. 109..... Ed Conrey..... 1996-99
- 109..... Gregg Maluchnik..... 1995-98
- 7. 108..... Scott Pinoni..... 1992-94
- 108..... Quinton McCracken..... 1989-92
- 108..... Rick Torgalski..... 1988-91
- 10. 100..... Ryan Jackson..... 1991-94

Walks — Season

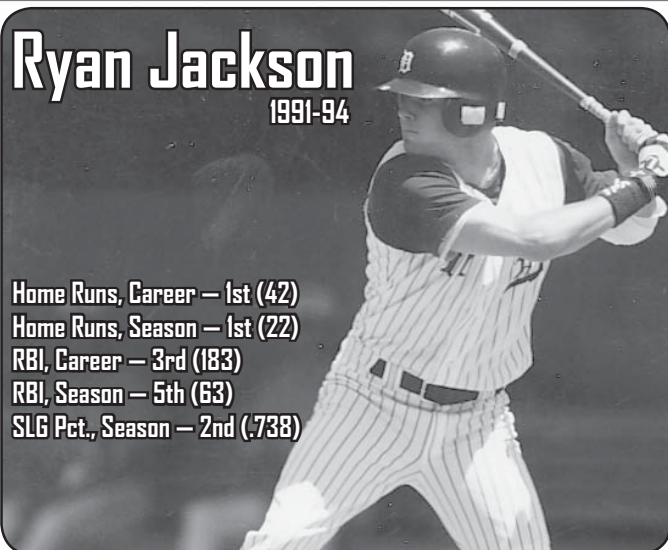
- 1. 55..... Vaughn Schill..... 1998
- 2. 54..... Jeff Piscorik..... 1995
- 3. 50..... Larry Broadway..... 2002
- 4. 45..... Scott Pinoni..... 1993
- 45..... Rick Torgalski..... 1988
- 6. 44..... L.K. Thompson..... 1982
- 7. 43..... Ed Conrey..... 1997
- 43..... Tim Layden..... 2004
- 9. 41..... Buddy Copeland..... 1981
- 10. 40..... Ed Conrey..... 1998
- 40..... Frankie Chiou..... 1995

Strikeouts — Career

- 1. 194..... Kevin Kelly..... 1999-2002
- 2. 143..... Brett Bartles..... 2005-07
- 3. 140..... Bryan Smith..... 2001-05
- 4. 139..... Adam Murray..... 2003-06
- 5. 132..... Michael Fletcher..... 1995-98
- 6. 123..... Jeff Becker..... 1996-2000
- 7. 122..... Javier Socorro..... 2003-06
- 8. 121..... Sean McNally..... 1991-94
- 9. 120..... Jonathan Nicolla..... 2005-08
- 10. 119..... Gregg Maluchnik..... 1995-98

Strikeouts — Season

- 1. 119..... Gregg Maluchnik..... 1995-98



- 1. 59..... Brett Bartles..... 2006
- 2. 57..... Kevin Kelly..... 2002
- 3. 55..... Gabriel Saade..... 2008
- 4. 53..... Kevin Kelly..... 2000
- 5. 52..... Senterrio Landrum..... 2003
- 6. 51..... Jonathan Nicolla..... 2006
- 7. 50..... Drew Jordan..... 2001
- 8. 49..... Bryan Smith..... 2004
- 9. 48..... Kevin Kelly..... 1999
- 48..... Scott Grossi..... 1999

Hit By Pitch — Season

- 1. 27..... Ryan McCurdy..... 2008
- 2. 13..... Matt Williams..... 2007
- 3. 12..... Jeff Becker..... 1998
- 4. 11..... Five Players

Stolen Bases — Career

- 1. 98..... Quinton McCracken..... 1989-92
- 2. 97..... Mark Militello..... 1981-84
- 3. 75..... Bobby Brower..... 1979-82
- 4. 63..... Cass Hopkins..... 1990-93
- 5. 57..... Erik Albright..... 1985-87
- 6. 53..... Tim Teer..... 1968-70
- 7. 52..... Bo Bochow..... 1969-72
- 8. 47..... Seth Edwards..... 1984-87
- 47..... Don Pruett..... 1979-82
- 10. 41..... Jonathan Anderson..... 2004-07
- 41..... Brad Novak..... 1984-87

- 12. 36..... Mr. Wooten..... 1902-04
- 13. 35..... Adam Murray..... 2003-06
- 14. 34..... Mike Olexa..... 1991-93
- 34..... Mr. Howard..... 1901-04

Stolen Bases — Season


- 1. 33..... Quinton McCracken..... 1992
- 2. 30..... Bobby Brower..... 1981
- 3. 27..... Mark Militello..... 1984
- 4. 26..... Quinton McCracken..... 1990
- 5. 25..... Erik Albright..... 1985
- 25..... T.B. Suiter..... 1907
- 7. 24..... Seth Edwards..... 1986
- 24..... Mark Militello..... 1982
- 24..... Mark Militello..... 1981
- 10. 23..... Quinton McCracken..... 1991
- 11. 22..... Mark Militello..... 1983
- 22..... Bobby Brower..... 1982
- 13. 21..... Randy Goodroe..... 1995
- 21..... Erik Albright..... 1986
- 21..... Bo Bochow..... 1971

On Base Pct. — Season

- 1. .493... Vaughn Schill..... 1998
- 2. .483... Vaughn Schill..... 1999
- 3. .468... Sean McNally..... 1994
- .468... Quinton McCracken..... 1992
- 5. .467... Quinton McCracken..... 1989
- 6. .464... Scott Pinoni..... 1994
- .464... Rick Torgalski..... 1989
- 8. .463... Scott Pinoni..... 1993
- 9. .462... Vaughn Schill..... 1997
- 10. .460... Jeff Becker..... 2000
- 11. .459... Jeff Becker..... 1998
- 12. .456... Gregg Maluchnik..... 1997
- 13. .454... Ryan McCurdy..... 2008
- .454... Michael Fletcher..... 1998
- 14. .452... Larry Broadway..... 2002

Slg. Percentage — Season

- 1. .775... Sean McNally..... 1994
- 2. .738... Ryan Jackson..... 1994
- 3. .711... Scott Pinoni..... 1994
- 4. .672... Vaughn Schill..... 1998
- 5. .671... Nate Freiman..... 2008
- 6. .653... John Furch..... 1988
- 7. .625... David Norman..... 1990
- 8. .620... Mike King..... 1995
- 9. .605... Gregg Maluchnik..... 1998
- 10. .601... Jeff Becker..... 2000
- 11. .597... Ed Conrey..... 1998
- 12. .588... Michael Fletcher..... 1998
- .588... Michael Fletcher..... 1997



Scott Pinoni

1992-94

Batting Avg., Career — 8th (.337)

Batting Avg., Season — 5th (.379)

Home Runs, Career — 2nd (37)

Home Runs, Season — 2nd (19)

RBI, Career — 8th (156)

RBI, Season — 4th (65)

Walks, Career — 7th (108)

Walks, Season — 4th (45)

DUKE BLUE DEVILS 2009 BASEBALL

Pitching Records

record book

Note: Pitching statistics prior to 1948 are incomplete. Innings pitched, strikeouts, wins and losses are available, but other statistics vary.

Appearances — Career

1.	95.....	David Darwin.....	1993-96
2.	90.....	Brad DuPree.....	1997-2000
3.	84.....	Zach Schreiber.....	2001-04
4.	82.....	Justin DiLucchio.....	2001-04
5.	80.....	Jeff Alleva.....	2000-03
6.	75.....	Craig Starman.....	1992-96
7.	74.....	Tony Bajoczky.....	2004-07
74.....	Phil Harrell.....	1990-93	
9.	72.....	Greg Burke.....	2001-05
72.....	Kevin Perry.....	2000-03	
72.....	Kevin Thompson.....	2000-04	
72.....	Clayton Connor.....	1995-98	
72.....	Mike Kotarski.....	1989-92	

Appearances — Season

1.	35.....	David Darwin.....	1996
2.	31.....	Blake Walker.....	2003
31.....	Teddy Sullivan.....	1999	
4.	29.....	Brad DuPree.....	2000
5.	28.....	Michael Seander.....	2007
6.	27.....	Kevin Perry.....	2001
27.....	Jeff Alleva.....	2000	
27.....	Kevin Perry.....	2000	
27.....	Kevin Thompson.....	2000	
10.	26.....	Justin DiLucchio.....	2001

Games Started — Career

1.	51.....	Greg Burke.....	2001-05
51.....	Scott Schoeneweis.....	1993-96	
3.	49.....	Stephen Cowie.....	1996-99
4.	44.....	Mike Kotarski.....	1989-92
5.	41.....	Don Fowler.....	1985-88
6.	39.....	David Darwin.....	1993-96
7.	36.....	Richard Dishman.....	1995-97
8.	35.....	Ryan Caradonna.....	1998-2001
35.....	Craig Starman.....	1992-96	
35.....	Jeff Alleva.....	2000-03	

Games Started — Season

1.	19.....	Greg Burke.....	2005
2.	18.....	Stephen Cowie.....	1999
18.....	Stephen Cowie.....	1998	
4.	17.....	David Darwin.....	1995
17.....	Scott Schoeneweis.....	1993	
6.	16.....	Ryan Caradonna.....	2001
7.	15.....	Eight Players.....	

Innings Pitched — Career

1.	327.0.....	Joe Lewis.....	1951-53
2.	314.2.....	David Darwin.....	1993-96
3.	312.1.....	Stephen Cowie.....	1996-99
4.	310.0.....	Greg Burke.....	2001-05
5.	306.2.....	Craig Starman.....	1992-96
6.	305.2.....	Mike Kotarski.....	1989-92
7.	302.2.....	Scott Schoeneweis.....	1993-96
8.	270.2.....	Scott Bromby.....	1984-87
9.	266.1.....	Don Fowler.....	1985-88
10.	265.0.....	Brad DuPree.....	1997-2000
11.	264.1.....	Jeff Alleva.....	2000-03
12.	242.2.....	Ken Fay.....	1981-83
13.	240.0.....	Ryan Jackson.....	1991-94
14.	235.0.....	Richard Dishman.....	1995-97
15.	233.2.....	Tony Bajoczky.....	2004-07

Innings Pitched — Season

1.	129.0.....	Joe Lewis.....	1953
2.	126.1.....	Stephen Cowie.....	1998
3.	116.1.....	Stephen Cowie.....	1999
4.	111.1.....	Ryan Caradonna.....	2000
5.	111.0.....	E.L. Jenkins.....	1929
6.	106.2.....	Scott Schoeneweis.....	1993
7.	106.0.....	Joe Lewis.....	1952
8.	103.0.....	Mike Trombley.....	1988
9.	97.2.....	Greg Burke.....	2005
10.	97.2.....	Don Fowler.....	1987
11.	95.1.....	Ryan Caradonna.....	2001
12.	95.0.....	Scott Bromby.....	1985
95.0.....	Ken Fay.....	1983	
14.	94.2.....	Danny Otero.....	2005
15.	93.0.....	David Darwin.....	1995

Scott Schoeneweis 1993-96

Wins, Career — 1st (30)
Wins, Season — T-2nd (12)
Strikeouts, Career — 2nd (315)
Strikeouts, Season — 6th, 7th (110, 109)
Strikeouts Per Game, Season — 3rd (10.66)

Wins — Career

1.	30.....	Scott Schoeneweis.....	1993-96
30.....	Joe Lewis.....	1951-53	
3.	27.....	Stephen Cowie.....	1996-99
4.	24.....	David Darwin.....	1993-96
24.....	George Barley.....	1935-37	
6.	23.....	Craig Starman.....	1992-96
7.	21.....	Ryan Jackson.....	1991-94
21.....	A.B. Bradsher.....	1901-05	
9.	20.....	Mike Kotarski.....	1989-92
10.	18.....	Clayton Connor.....	1995-98
18.....	Craig Starman.....	1992-95	
18.....	Scott Bromby.....	1984-87	
13.	17.....	David Darwin.....	1993-95
14.	16.....	Jack Zarinsky.....	1989-92

Wins — Season

1.	13.....	A.B. Bradsher.....	1904
2.	12.....	Scott Schoeneweis.....	1993
12.....	Joe Lewis.....	1952	
4.	11.....	Stephen Cowie.....	1998
5.	10.....	Scott Schoeneweis.....	1996
10.....	Joe Lewis.....	1953	
10.....	David Smith.....	1938	
10.....	George Barley.....	1937	
9.	9.....	Tony Bajoczky.....	2007
9.....	Brent Reid.....	1998	
9.....	Robert Davis.....	1953	
9.....	E.L. Jenkins.....	1929	

ERA — Career

(Minimum 150 Innings Pitched)

1.	1.61..	Don Altman.....	1960-61
2.	2.42..	Al Schwartz.....	1969-72
3.	3.04..	Gordon Jackson.....	1991-94
4.	3.10..	Larry Brooks.....	1977-80
5.	3.12..	Carter Hill.....	1965-67
6.	3.56..	Steve Denison.....	1968-70
7.	3.61..	Phil Wilhelm.....	1967-69
8.	3.70..	Craig Starman.....	1992-95
9.	3.92..	Stephen Cowie.....	1996-99
10.	3.95..	Ronnie Kalish.....	1959-61
11.	3.98..	Ken Fay.....	1981-83
12.	3.99..	Jim Liccardo.....	1964-66
13.	4.01..	Kent Hetrick.....	1986-87
14.	4.02..	Richard Dishman.....	1995-97
15.	4.09..	Phil Harrell.....	1990-93

ERA — Season

(Minimum 50 Innings Pitched)

1.	0.82..	Don Altman.....	1960
2.	1.13..	Stan Crison.....	1963
3.	1.35..	Carle Felton.....	1970
4.	1.60..	Joe Lewis.....	1953
5.	1.61..	Michael Seander.....	2007

6.	1.93..	Vin LaPietra.....	1989
7.	1.95..	Dick Smallwood.....	1956
8.	2.00..	Dick Burton.....	1957
9.	2.09..	Al Schwartz.....	1972
10.	2.10..	Scott Bromby.....	1984
11.	2.20..	Danny Otero.....	2006
12.	2.23..	Todd Lamb.....	1981
13.	2.32..	Phil Wilhelm.....	1969
14.	2.40..	Harleigh Fatzinger.....	1956
15.	2.44..	Don Altman.....	1961

ERA — Career

Since 1974, Aluminum Bats
(Minimum 150 Innings Pitched)

1.	3.10..	Larry Brooks.....	1977-80
2.	3.70..	Craig Starman.....	1992-95
3.	3.92..	Stephen Cowie.....	1996-99
4.	3.98..	Ken Fay.....	1981-83
5.	4.01..	Kent Hetrick.....	1986-87
6.	4.02..	Richard Dishman.....	1995-97
7.	4.09..	Phil Harrell.....	1990-93
8.	4.12..	Todd Lamb.....	1981-83
9.	4.13..	Scott Bromby.....	1984-87
10.	4.15..	David Darwin.....	1993-96
11.	4.27..	Danny Otero.....	2004-06
12.	4.38..	Jack Zarinsky.....	1989-92
13.	4.49..	Scott Schoeneweis.....	1993-96
14.	4.54..	Two Players.....	

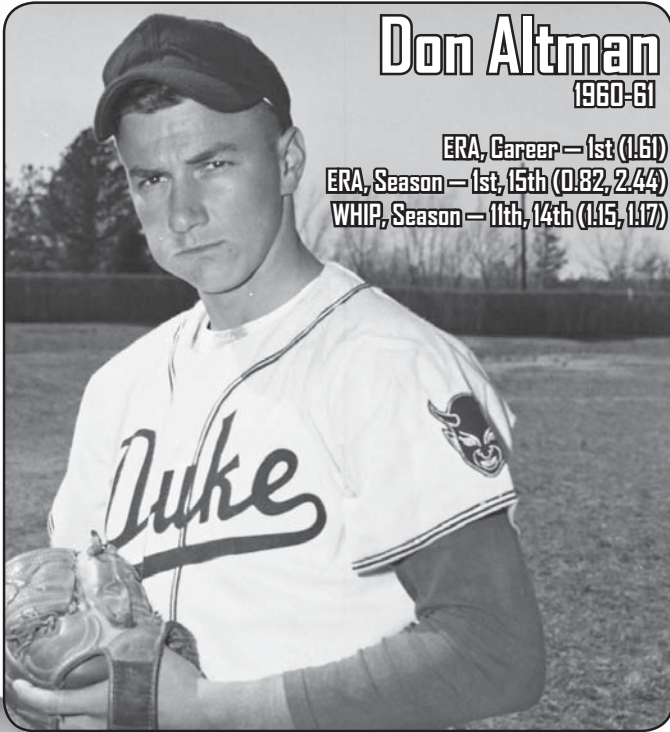
ERA — Season

Since 1974, Aluminum Bats
(Minimum 50 Innings Pitched)

1.	1.61..	Michael Seander.....	2007
2.	1.93..	Vin LaPietra.....	1989
3.	2.10..	Scott Bromby.....	1984
4.	2.20..	Danny Otero.....	2006
5.	2.23..	Todd Lamb.....	1981
6.	2.75..	David Darwin.....	1996
7.	2.80..	Stephen Cowie.....	1997
8.	2.83..	Tim Rumer.....	1990
9.	2.84..	Joe Seaton.....	1982
10.	2.85..	Stephen Cowie.....	1998
11.	2.86..	Craig Starman.....	1992
12.	2.87..	Jonathan Foreman.....	2008
13.	2.91..	Jonathan Anderson.....	2007
14.	3.12..	Scott Schoeneweis.....	1993
15.	3.21..	David Darwin.....	1990-93

Complete Games — Career

1.	19.....	Ken Fay.....	1981-83
2.	17.....	Scott Bromby.....	1984-87
3.	16.....	Todd Lamb.....	1981-83
4.	13.....	Don Fowler.....	1985-88
5.	12.....	Mike Kotarski.....	1989-92
12.....	Don Mikush.....	1977-80	

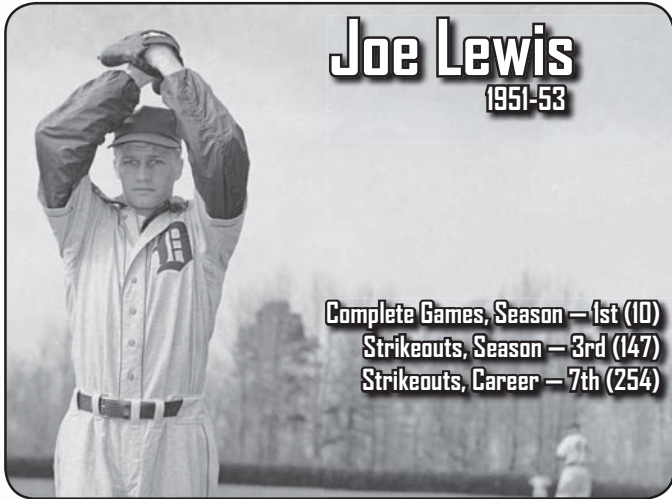


Don Altman
1960-61

ERA, Career — 1st (1.61)
ERA, Season — 1st, 15th (0.82, 2.44)
WHIP, Season — 11th, 14th (1.15, 1.17)



Pitching Records



Joe Lewis

1951-53

Complete Games, Season — 1st (10)
Strikeouts, Season — 3rd (147)
Strikeouts, Career — 7th (254)

- | | | | |
|----|---------|--------------------|---------|
| 7. | 11..... | Ryan Jackson..... | 1991-94 |
| | 11..... | Mike Trombley..... | 1987-89 |
| | 11..... | Carter Hill..... | 1965-67 |
| | 11..... | Jim Liccardo..... | 1964-66 |

Complete Games — Season

- | | | | |
|----|---------|----------------------|------|
| 1. | 10..... | Joe Lewis..... | 1953 |
| 2. | 9..... | Ken Fay..... | 1983 |
| 3. | 8..... | Scott Bromby..... | 1985 |
| | 8..... | Stan Crisson..... | 1963 |
| | 8..... | Dick Densmore..... | 1962 |
| 6. | 7..... | Kent Hetrick..... | 1987 |
| | 7..... | Todd Lamb..... | 1981 |
| 8. | 6..... | Mike Trombley..... | 1988 |
| | 6..... | Don Fowler..... | 1987 |
| | 6..... | Scott Bromby..... | 1984 |
| | 6..... | Alan Soyer..... | 1984 |
| | 6..... | Joe Seaton..... | 1982 |
| | 6..... | Ken Fay..... | 1982 |
| | 6..... | Don Mikush..... | 1979 |
| | 6..... | Kirk Louderback..... | 1975 |

Saves — Career

- | | | | |
|----|---------|--------------------|---------|
| 1. | 13..... | Vaughn Schill..... | 1997-99 |
| | 13..... | Mark Sikorski..... | 1984-86 |
| 3. | 11..... | David Darwin..... | 1993-96 |
| | 11..... | Ryan Jackson..... | 1991-94 |

- | | | | |
|-----|--------|----------------------|--------------|
| 5. | 9..... | Mike Kotarski..... | 1989-92 |
| | 9..... | Michael Seander..... | 2007-Present |
| 7. | 8..... | Jeff Alleva..... | 2000-03 |
| 8. | 7..... | Brad DuPree..... | 1997-2000 |
| | 7..... | Teddy Sullivan..... | 1996-99 |
| 10. | 5..... | Blake Walker..... | 2002-04 |
| | 5..... | Alex Hassan..... | 2007-Present |
| 12. | 4..... | Six Players..... | |

Saves — Season

- | | | | |
|-----|---------|----------------------|------|
| 1. | 10..... | David Darwin..... | 1996 |
| | 10..... | Mark Sikorski..... | 1986 |
| 3. | 9..... | Michael Seander..... | 2007 |
| 4. | 8..... | Vaughn Schill..... | 1998 |
| | 8..... | Mike Kotarski..... | 1992 |
| 6. | 7..... | Jeff Alleva..... | 2001 |
| 7. | 6..... | Teddy Sullivan..... | 1999 |
| 8. | 5..... | Alex Hassan..... | 2008 |
| | 5..... | Brad DuPree..... | 2000 |
| | 5..... | Vaughn Schill..... | 1997 |
| | 5..... | Ryan Jackson..... | 1993 |
| 11. | 4..... | Ryan Jackson..... | 1994 |
| | 4..... | John Courtright..... | 1990 |
| | 4..... | Danny Otero..... | 2004 |
| 15. | 3..... | Seven Players..... | |

WHIP — Season

(Walks + Hits Per Inning Pitched)
 (Minimum 50 Innings Pitched)

- | | | | |
|-----|-----------|----------------------|------|
| 1. | 0.83..... | Dick Burton..... | 1957 |
| 2. | 0.93..... | Stan Crisson..... | 1963 |
| 3. | 0.96..... | Al Schwartz..... | 1972 |
| 4. | 1.07..... | Tony Bajoczky..... | 2007 |
| 5. | 1.08..... | Vin LaPietra..... | 1989 |
| | 1.08..... | Dick Smallwood..... | 1956 |
| | 1.08..... | Craig Starman..... | 1992 |
| 8. | 1.09..... | Michael Seander..... | 2007 |
| 9. | 1.12..... | Danny Otero..... | 2006 |
| 10. | 1.14..... | Kent Hetrick..... | 1986 |
| 11. | 1.15..... | Gordy Jackson..... | 1973 |
| | 1.15..... | Don Altman..... | 1961 |
| 13. | 1.16..... | Phil Harrell..... | 1993 |
| 14. | 1.17..... | Dick Smallwood..... | 1957 |
| | 1.17..... | George Carver..... | 1952 |
| | 1.17..... | Don Altman..... | 1960 |

Strikeouts — Career

- | | | | |
|-----|----------|------------------------|-----------|
| 1. | 501..... | A.B. Bradsher..... | 1901-05 |
| 2. | 315..... | Scott Schoeneweis..... | 1993-96 |
| 3. | 307..... | Stephen Cowie..... | 1996-99 |
| 4. | 285..... | Mike Kotarski..... | 1989-92 |
| 5. | 277..... | Greg Burke..... | 2001-05 |
| 6. | 260..... | Richard Dishman..... | 1995-97 |
| 7. | 254..... | Joe Lewis..... | 1951-53 |
| 8. | 251..... | Chris Capuano..... | 1997-99 |
| 9. | 223..... | David Darwin..... | 1993-96 |
| 10. | 217..... | Mike Trombley..... | 1987-89 |
| 11. | 185..... | Tim Layden..... | 2002-04 |
| 12. | 180..... | Craig Starman..... | 1992-95 |
| 13. | 174..... | Brad DuPree..... | 1997-2000 |
| 14. | 173..... | Jeff Alleva..... | 2000-03 |
| 15. | 172..... | Zach Schreiber..... | 2001-04 |

Strikeouts — Season

- | | | | |
|----|----------|------------------------|------|
| 1. | 171..... | A.B. Bradsher..... | 1904 |
| 2. | 161..... | A.B. Bradsher..... | 1905 |
| 3. | 147..... | Joe Lewis..... | 1953 |
| 4. | 137..... | Stephen Cowie..... | 1999 |
| 5. | 111..... | Stephen Cowie..... | 1998 |
| 6. | 110..... | Scott Schoeneweis..... | 1993 |
| 7. | 109..... | Scott Schoeneweis..... | 1996 |
| 8. | 107..... | Joe Lewis..... | 1952 |
| 9. | 105..... | Mike Trombley..... | 1988 |
| | 105..... | E.L. Jenkins..... | 1929 |

- | | | | |
|-----|---------|----------------------|------|
| 11. | 99..... | A.B. Bradsher..... | 1903 |
| 12. | 94..... | Greg Burke..... | 2005 |
| 13. | 93..... | Chris Capuano..... | 1999 |
| | 93..... | Richard Dishman..... | 1996 |
| | 93..... | Dick Smallwood..... | 1957 |

Strikeouts Per Game — Season

(Minimum 50 Innings Pitched)

- | | | | |
|-----|------------|------------------------|------|
| 1. | 12.27..... | Christopher Manno..... | 2008 |
| 2. | 11.32..... | Chris Capuano..... | 1998 |
| 3. | 10.66..... | Scott Schoeneweis..... | 1996 |
| 4. | 10.65..... | Richard Dishman..... | 1997 |
| 5. | 10.64..... | Dick Smallwood..... | 1957 |
| 6. | 10.60..... | Stephen Cowie..... | 1999 |
| 7. | 10.26..... | Joe Lewis..... | 1953 |
| 8. | 10.00..... | Tim Layden..... | 2004 |
| 9. | 9.73..... | Richard Dishman..... | 1996 |
| 10. | 9.55..... | Richard Dishman..... | 1995 |
| | 9.55..... | Chris Capuano..... | 1999 |
| 12. | 9.35..... | Mike Kotarski..... | 1992 |
| 13. | 9.31..... | David Darwin..... | 1996 |
| 14. | 9.28..... | Scott Schoeneweis..... | 1993 |
| 15. | 9.18..... | Scott Schoeneweis..... | 1994 |

Walks Per Game — Season

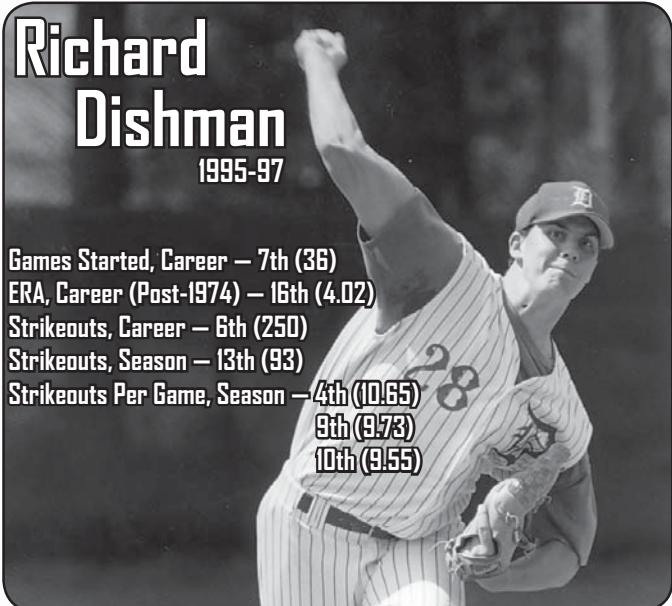
(Minimum 50 Innings Pitched)

- | | | | |
|-----|-----------|---------------------|------|
| 1. | 0.73..... | Danny Otero..... | 2006 |
| 2. | 1.17..... | Danny Otero..... | 2004 |
| 3. | 1.24..... | Danny Otero..... | 2005 |
| 4. | 1.43..... | Dick Burton..... | 1957 |
| 5. | 1.48..... | Greg Burke..... | 2002 |
| 6. | 1.62..... | Jeff Alleva..... | 2001 |
| 7. | 1.64..... | Stephen Cowie..... | 1998 |
| 8. | 1.67..... | Clayton Connor..... | 1995 |
| 9. | 1.74..... | Craig Starman..... | 1992 |
| 10. | 1.75..... | Vin LaPietra..... | 1989 |

Hits Per Game — Season

(Minimum 50 Innings Pitched)

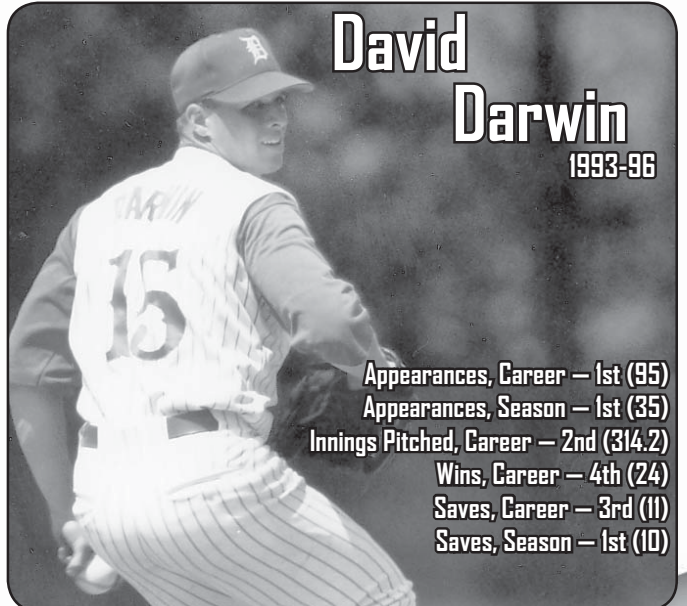
- | | | | |
|-----|-----------|---------------------|------|
| 1. | 5.67..... | Stan Crisson..... | 1963 |
| 2. | 5.75..... | Ken Fay..... | 1981 |
| 3. | 5.91..... | Carle Felton..... | 1970 |
| 4. | 6.00..... | Dick Burton..... | 1957 |
| 5. | 6.28..... | Joe Lewis..... | 1953 |
| | 6.28..... | Dick Smallwood..... | 1956 |
| | 6.28..... | Joe Lewis..... | 1952 |
| 8. | 6.48..... | Todd Lamb..... | 1981 |
| 9. | 6.91..... | Al Schwartz..... | 1972 |
| 10. | 6.96..... | Phil Wilhelm..... | 1969 |



Richard Dishman

1995-97

Games Started, Career — 7th (36)
ERA, Career (Post-1974) — 16th (4.02)
Strikeouts, Career — 6th (250)
Strikeouts, Season — 13th (93)
Strikeouts Per Game, Season — 4th (10.65)
9th (9.73)
10th (9.55)



David Darwin

1993-96

Appearances, Career — 1st (95)
Appearances, Season — 1st (35)
Innings Pitched, Career — 2nd (314.2)
Wins, Career — 4th (24)
Saves, Career — 3rd (11)
Saves, Season — 1st (10)





record book

Offensive Records

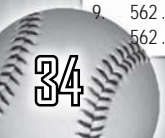
Games Played	
1. 59	1993
2. 58	1998
58	1997
58	2002
58	2000
6. 57	1996
57	1995
8. 56	2008
56	2001
56	2004
55	1999
At Bats	
1. 2069	2002
2. 2052	1998
3. 2021	1997
4. 1961	2008
5. 1952	2000
6. 1950	1993
7. 1930	1996
8. 1925	1995
1925	2004
10. 1923	2001
Batting Average	
1. .323	1994
2. .320	1981
3. .318	1998
4. .316	1984
5. .315	1980
6. .310	1983
7. .309	1996
8. .308	1997
9. .302	2007
10. .299	2008
Stolen Bases	
1. 106	1981
2. 95	1990
3. 92	1986
4. 89	1987
5. 86	1992
6. 85	1993
7. 76	1985
8. 75	1984
9. 69	2007
10. 68	1980
Slugging Percentage	
1. .550	1994
2. .518	1998
3. .513	1981
4. .493	1984
5. .472	1997
6. .459	1996
7. .457	1982
8. .446	1993
.446	1980
10. .441	1983
Hits	
1. 652	1998
2. 623	1997
3. 610	1994
4. 602	2002
5. 596	1996
6. 587	2008
7. 575	1995
8. 567	2001
9. 562	1993
562	2007

Doubles	
1. 136	1998
2. 120	2008
120	1994
120	2000
5. 116	2002
116	2007
7. 114	1997
8. 109	1993
9. 106	1996
10. 100	2001
Triples	
1. 30	1992
2. 26	1981
3. 24	1984
4. 23	1993
5. 22	1990
6. 21	1996
7. 20	1997
8. 19	1994
19	1995
19	1979
Home Runs	
1. 90	1994
2. 81	1998
3. 59	1997
4. 51	1993
5. 47	1996
6. 38	1995
7. 37	1992
37	2002
9. 36	1990
10. 35	2008
35	1984
Total Bases	
1. 1063	1998
2. 1038	1994
3. 954	1997
4. 885	1996
5. 870	1993
6. 861	2002
7. 828	2008
8. 826	1995
9. 801	2007
10. 775	1992
Runs Scored	
1. 476	1994
2. 464	1998
3. 424	1997
4. 422	1996
5. 401	1993
6. 392	1992
7. 390	2008
8. 387	1995
9. 383	2002
10. 347	2007
Runs Batted In	
1. 429	1994
2. 423	1998
3. 386	1996
4. 370	1997
5. 352	2002
6. 348	1993
7. 336	2008
8. 324	1995
9. 322	2007
10. 321	1992

Walks	
1. 304	1998
2. 270	1993
3. 261	1995
4. 250	2002
5. 247	1994
6. 245	1997
7. 235	1999
8. 233	1996
9. 232	1992
10. 214	2000
Most Strikeouts	
1. 408	2002
2. 404	2006
3. 402	2005
4. 370	2004
5. 359	1999
6. 353	2001
353	2003
8. 350	2000
9. 348	1998
10. 332	2007
Fewest Strikeouts 40+ Games Played	
1. 192	1989
2. 193	1986
3. 231	1991
4. 240	190
5. 263	1992
6. 280	1993
7. 284	1987
8. 292	1988
9. 299	2008
10. 311	1995
Pitching Records	
Wins	
1. 39	1993
2. 38	1998
38	1992
4. 37	2008
5. 33	1997
33	1994
7. 30	1995
8. 29	2007
29	1996
29	1981
Earned Run Average All-Time	
1. 2.25	1963
2. 2.30	1970
3. 2.59	1960
4. 2.61	1971
5. 2.77	1961
6. 3.04	1969
7. 3.12	1965
8. 3.32	1993
9. 3.40	1981
10. 3.42	1958
Earned Run Average Since 1974, aluminum bats	
1. 3.32	1993
2. 3.40	1981
3. 3.71	2008
4. 3.93	1989
5. 4.13	1986
6. 4.19	1982
7. 4.25	1984
8. 4.27	1996
9. 4.34	1980
10. 4.46	1974

Saves	
1. 12	2008
12	1996
12	2007
12	1998
12	2004
6. 11	1986
11	1992
8. 10	1993
10	2001
10	2000
Shutouts	
1. 9	1996
2. 8	1993
3. 5	1999
5	1991
5. 4	2008
6. 3	1992
3	2001
3	1997
3	1990
10. 2	1995
Strikeouts	
1. 434	1996
2. 415	1997
3. 414	1999
4. 410	2004
5. 395	1998
6. 368	2003
7. 364	2008
8. 358	1995
9. 354	1990
10. 350	1993
Fewest Walks Allowed 50+ Games Played	
1. 136	1993
2. 154	1992
3. 159	1994
4. 161	2008
5. 168	2007
6. 169	1999
7. 180	2004
180	2006
180	1991
180	2005
Fewest Hits Allowed 50+ Games Played	
1. 458	1998
2. 468	1990
3. 483	2008
483	1992
5. 486	1996
6. 490	1991
7. 517	2007
8. 520	1993
9. 543	1997
10. 559	1995
WHIP (Walks + Hits Per Inning Pitched)	
1. 1.15	1963
2. 1.25	1961
3. 1.28	1998
4. 1.28	1993
5. 1.30	1989
6. 1.31	2008
7. 1.36	1970
8. 1.36	1971
9. 1.36	Three Times

Fewest Runs Allowed 50+ Games Played	
1. 234	1993
2. 244	2008
3. 268	1996
4. 270	1992
5. 296	1991
6. 301	1990
7. 311	2007
8. 319	1998
9. 329	1994
10. 342	1997
Fewest Earned Runs Allowed 50+ Games Played	
1. 189	1993
2. 208	2008
3. 218	1990
4. 223	1991
5. 224	1996
6. 233	1992
7. 239	2007
8. 265	1998
9. 277	1995
10. 282	2004
Batting Average Against	
1. .215	1970
2. .232	1975
3. .233	1981
.233	1971
5. .235	1969
6. .257	2008
7. .263	1996
8. .264	1993
9. .270	1990
.270	1992
Fielding Records	
Putouts	
1. 1536	1993
2. 1532	2002
3. 1524	1998
4. 1511	2000
5. 1504	2004
Assists	
1. 681	1994
2. 674	1993
3. 663	1986
4. 657	2000
5. 635	2004
Errors	
1. 118	1988
2. 117	1987
3. 105	1990
4. 103	2003
5. 102	2005
Fielding Percentage	
1. .978	2008
2. .970	1993
.970	1992
4. .966	1997
5. .965	1994
Double Plays	
1. 55	2000
2. 53	1998
3. 52	1993
4. 50	2002
5. 48	Twice



DUKE BLUE DEVILS

2009 BASEBALL

Coaching Records

Record Book







Year	Overall			ACC		
	W	L	T	W	L	T
2008	37	18	1	10	18	1
2007	29	25	0	8	22	0
2006	15	40	0	6	24	0
2005	14	39	0	5	25	0
2004	25	31	0	8	16	0
2003	18	36	0	2	21	0
2002	24	34	0	4	20	0
2001	23	33	0	10	13	0
2000	17	41	0	5	19	0
1999	24	31	0	4	18	0
1998	38	20	0	8	15	0
1997	33	25	0	9	14	0
1996	39	18	0	9	14	0
1995	30	27	0	4	20	0
1994	33	20	0	16	8	0
1993	39	19	1	11	13	0
1992	38	16	0	12	12	0
1991	24	27	0	6	15	0
1990	28	25	0	4	15	0
1989	20	23	0	2	14	0
1988	10	35	0	3	16	0
1987	18	26	1	3	14	0
1986	25	17	0	2	12	0


Year	Overall			ACC		
	W	L	T	W	L	T
1985	18	15	3	5	8	1
1984	25	13	0	3	8	0
1983	14	12	1	1	8	1
1982	16	13	1	3	7	0
1981	29	10	0	6	6	0
1980	17	11	0	2	9	0
1979	12	18	0	1	11	0
1978	12	21	0	1	10	0
1977	9	16	0	1	7	0
1976	7	23	0	1	11	0
1975	9	18	0	2	10	0
1974	9	16	0	3	8	0
1973	7	17	0	2	10	0
1972	12	16	0	3	7	0
1971	15	14	0	4	10	0
1970	17	16	0	10	11	0
1969	14	18	1	7	13	0
1968	12	19	0	7	13	0
1967	9	20	0	2	12	0
1966	8	16	0	4	9	0
1965	8	17	0	5	9	0
1964	4	21	0	0	12	0
1963	15	10	0	8	6	0

Year	Overall			ACC		
	W	L	T	W	L	T
1962	13	12	1	6	8	0
1961	16	11	0	11	3	0
1960	13	8	1	9	4	1
1959	9	16	0	5	10	0
1958	9	11	0	7	5	0
1957	19	8	0	10	4	0
1956	16	12	2	12	3	1
1955	10	11	0	6	6	0
1954	10	13	0	5	9	0
1953	22	10	0			
1952	31	7	0			
1951	17	8	0			
1950	11	18	1			
1949	12	17	2			
1948	15	12	0			
1947	18	10	0			
1946	15	8	0			
1945	9	7	0			
1944	9	7	0			
1943	8	4	0			
1942	14	6	0			
1941	14	11	0			
1940	16	7	0			
1939	22	2	0			
1938	18	3	0			
1937	22	2	0			
1936	18	7	0			
1935	24	3	0			
1934	20	4	0			
1933	12	7	0			
1932	15	7	0			
1931	11	4	0			
1930	17	5	0			
1929	13	5	0			
1928	13	7	1			
1927	8	10	0			
1926	7	12	0			
1925	9	9	0			
1924	14	4	0			
1923	17	4	0			
1922	12	6	0			
1921	10	8	1			
1920	10	9	0			
1919	19	4	2			
1918	No Data					
1917	3	7	1			
1916	6	17	2			
1915	8	9	1			
1914	10	11	0			
1913	16	14	0			
1912	11	13	0			
1911	16	9	0			
1910	16	10	3			
1909	18	7	0			
1908	17	3	1			
1907	19	8	0			
1906	8	7	0			
1905	14	6	1			
1904	14	3	2			
1903	9	5	1			
1902	12	8	0			
1901	6	5	0			
1900	8	4	0			
1899	11	6	0			
1898	4	4	1			
1897	7	3	0			
1896	7	1	0			
1891	2	0	0			
1890	0	1	0			
1889	0	0	1			

Coach	Years	Total	Overall				ACC			
			W	L	T	Pct	W	L	T	Pct
Sean McNally	2006-08	3	81	83	1	.494	24	64	1	.272
Bill Hillier	2000-05	6	121	214	0	.361	34	114	0	.230
Steve Traylor	1988-99	12	356	286	1	.554	88	174	0	.336
Larry Smith	1985-87	3	61	58	4	.496	10	34	1	.222
Tom D'Armi	1978-84	7	125	98	2	.556	17	59	1	.221
Enos Slaughter	1971-77	7	68	120	0	.362	16	63	0	.203
Tom Butters	1968-70	3	43	53	1	.443	24	37	0	.393
James Bly	1966-67	2	15	34	0	.306	6	21	0	.222
Ace Parker	1953-66	14	166	162	4	.500	84	79	2	.509
Jack Coombs	1929-52	24	381	171	3	.686				
G.B. Whitted	1926-28	3	28	29	1	.483				
Bill Towe	1925	1	9	9	0	.500				
Howard Jones	1923-24	2	31	8	0	.795				
H.G. Steiner	1922	1	12	6	0	.667				
Pat Egan	1921	1	10	8	1	.526				
Chick Doak	1920	1	10	9	0	.526				
Lee Gooch	1919	1	19	4	2	.760				
Heine Manush	1917	1	4	6	1	.364				
Claude West	1915-16	2	14	26	3	.326				
M.T. Adkins	1908-14	7	104	67	4	.594				
Otis Stocksdale	1902-07	6	76	37	4	.650				
Mr. Schock	1901	1	6	5	0	.545				
Others	1889-1900	11	39	19	2	.650				
TOTALS	1889-2007	118	1779	1512	34	.541	303	645	5	.320

Note: Duke joined the Atlantic Coast Conference prior to the 1954 season.

					
Jack Coombs 24 Seasons (1929-52) Record: 381-171	Ace Parker 14 Seasons (1953-66) Record: 166-162	Enos Slaughter 7 Seasons (1971-77) Record: 68-120	Tom D'Armi 7 Seasons (1978-84) Record: 125-98	Steve Traylor 12 Seasons (1988-99) Record: 356-286	Sean McNally 3 Seasons (2006-Pr.) Record: 81-83-1




DUKE BLUE DEVILS


2009 BASEBALL

Yearly Offensive Leaders

record book



Quinton McCracken



Sean McNally



Ryan Jackson



Jeff Becker



Brett Bartles



Jimmy Gallagher



Nate Freiman

Batting Average	
1948	Ed Perini.....347
1951	Tom Powers.....417
1952	Red Smith.....413
1953	Al Spangler.....384
1954	Al Spangler.....403
1956	Andy Cockrell.....360
1957	Dave Sime.....376
1958	Lon Bonczek.....288
1959	John Frye.....271
1960	Lynn Fader.....265
1961	Ronnie Davis.....349
1962	Bob Rankin.....337
1963	Biff Bracy.....385
1964	Stan Crisson.....310
1965	Biff Bracy.....330
1966	Larry Davis.....284
1967	Randy Blanchard.....315
1968	Tim Teer.....354
1969	Don Robertson.....338
1970	Dan Phelan.....309
1971	Bo Bochow.....290
1972	Bo Bochow.....343
1973	Mark Manuel.....333
1974	Troyan/Cox.....250
1975	Robbie Cox.....308
1976	Bob Michael.....278
1977	A. Schoenhof.....328
1978	Larry Doby.....365
1979	Bryan Tenney.....330
1980	Kevin Rigby.....410
1981	Tom Decker.....378
1982	Mark Mittello.....358
1983	Mark Mittello.....380
1984	Fred Donegan.....391
1985	Bud Nixon.....345
1986	David Hawkins.....348
1987	Doug Eastman.....364
1988	John Furch.....341
1989	Quinton McCracken.....322
1990	Quinton McCracken.....363
1991	David Norman.....335
1992	Quinton McCracken.....373
1993	Scott Pinoni.....353
1994	Sean McNally.....408
1995	Luis Duarte.....367
1996	Jeff Becker.....364
1997	Vaughn Schill.....388
1998	Vaughn Schill.....367
1999	Vaughn Schill.....386
2000	Jeff Becker.....368
2001	David Mason.....370
2002	Kevin Kelly.....350
2003	Brian Patrick.....329
2004	Javier Socorro.....369
2005	Adam Murray.....312
2006	Jonathan Anderson.....313
2007	Nate Freiman.....369
2008	Nate Freiman.....381

Runs Scored	
1948	Bill Bergeron.....29
1952	Richard Johnson.....47
1953	Al Spangler.....31
1954	Al Spangler.....29
1956	Bernie Blaney.....29
1957	Andy Cockrell.....33
1958	Bonczek/Maynard.....12
1959	Pete Maynard.....12
1960	Lynn Fader.....16
1961	Ronnie Davis.....29
1962	Bob Rankin.....26
1963	Biff Bracy.....25
1964	John Gutekunst.....17
1965	Barrett/Bracy.....10
1966	Frank Ryan.....13
1967	Stan Coble.....16
1968	Tim Teer.....22
1969	Tim Teer.....20
1970	John Posen.....21
1971	Bo Bochow.....21
1972	Bochow/Phelan.....20
1973	John Poff.....11
1974	Flesh/Albright.....12
1975	John Lemen.....16
1976	Larry Doby.....15
1977	John Lemen.....15

1978	Steve Gordon.....22
1979	Three Players.....19
1980	Kevin Rigby.....36
1981	Bobby Brower.....53
1982	Bobby Brower.....38
1983	Mark Mittello.....36
1984	Mark Mittello.....48
1985	Erik Albright.....37
1986	Erik Albright.....37
1987	Jim Knight.....31
1988	John Furch.....39
1989	Q. McCracken.....34
1990	Q. McCracken.....46
1991	Q. McCracken.....45
1992	Q. McCracken.....62
1993	Ryan Jackson.....56
1994	Ryan Jackson.....69
1995	Frankie Chiu.....55
1996	Jeff Becker.....58
1997	Vaughn Schill.....59
1998	Vaughn Schill.....74
1999	Vaughn Schill.....85
2000	Jeff Becker.....50
2001	J.D. Alleval.....42
2002	Kevin Kelly.....59
2003	Brian Patrick.....42
2004	Jonathan Anderson.....45
2005	Adam Murray.....39
2006	Jimmy Gallagher.....46
2007	Jimmy Gallagher.....58
2008	Alex Hassan.....62

Hits	
1948	Three Players.....32
1951	Dick Groat.....39
1952	Dick Groat.....65
1953	Al Spangler.....48
1954	Al Spangler.....35
1956	Andy Cockrell.....40
1957	Pete Maynard.....40
1958	Pete Maynard.....23
1959	John Frye.....23
1960	Lynn Fader.....22
1961	Ronnie Davis.....38
1962	Dave Uible.....34
1963	Biff Bracy.....37
1964	Tom Taylor.....23
1965	Biff Bracy.....30
1966	Frank Ryan.....24
1967	Randy Blanchard.....34
1968	Larry Davis.....35
1969	Tim Teer.....35
1970	John Posen.....31
1971	Bochow/Phelan.....27
1972	Dan Phelan.....32
1973	John Poff.....27
1974	Flesh/Albright.....21
1975	Robbie Cox.....29
1976	Jim Turner.....28
1977	Hudspeth/King.....20
1978	Steve Gordon.....37
1979	Don Pruett.....35
1980	Kevin Rigby.....43
1981	Tom Brassil.....40
1982	Mark Mittello.....64
1983	Mark Mittello.....46
1984	Mark Heffley.....51
1985	Bud Nixon.....49
1986	Chip Mathes.....52
1987	Doug Eastman.....67
1988	John Furch.....58
1989	Q. McCracken.....49
1990	Q. McCracken.....74
1991	Q. McCracken.....64
1992	Q. McCracken.....76
1993	Scott Pinoni.....74
1994	Sean McNally.....89
1995	Luis Duarte.....80
1996	Mike King.....81
1997	Vaughn Schill.....93
1998	Jeff Becker.....86
1999	Vaughn Schill.....85
2000	Jeff Becker.....82
2001	David Mason.....77
2002	Kevin Kelly.....83
2003	Brian Patrick.....69
2004	Javier Socorro.....79

2005	Adam Murray.....63
2006	Brett Bartles.....69
2007	Nate Freiman.....80
2008	Alex Hassan.....77

Doubles	
1948	Stu Erickson.....6
1952	Dick Groat.....10
1953	Clapp/Tarr.....6
1954	Jake Tarr.....6
1956	Bernie Blaney.....7
1957	Lon Bonczak.....10
1958	Butch Allie.....5
1959	Art Browning.....4
1960	Art Browning.....4
1961	Three Players.....5
1962	Brooks Fader.....8
1963	Tommy Taylor.....7
1964	Bucky Fader.....4
1965	Steve Holloway.....7
1966	Dick Warren.....5
1967	Randy Blanchard.....5
1968	Randy Blanchard.....7
1969	Randy Blanchard.....7
1970	Mike Davies.....4
1971	John Johnstone.....6
1972	Bo Bochow.....7
1973	John Poff.....4
1974	John Poff.....5
1975	Robbie Cox.....5
1976	Jim Turner.....5
1977	Four Players.....4
1978	Larry Doby.....9
1979	Pruett/Brower.....5
1980	Traney/Rigby.....8
1981	Buddy Copeland.....11
1982	Thomas Decker.....8
1983	Mark Mittello.....9
1984	Donegan/Decker.....13
1985	Bud Nixon.....12
1986	Chip Mathes.....12
1987	Doug Eastman.....18
1988	John Furch.....12
1989	Rick Torgalski.....10
1990	David Norman.....14
1991	David Norman.....15
1992	Scott Pinoni.....13
1993	Scott Pinoni.....20
1994	Sean McNally.....19
1995	Luis Duarte.....18
1996	Gregg Maluchnik.....19
1997	Michael Fletcher.....21
1998	Schill/Becker.....20
1999	Vaughn Schill.....24
2000	Jeff Becker.....22
2001	Kevin Kelly.....15
2002	Brian Patrick.....17
2003	Tim Layden.....16
2004	Bryan Smith.....17
2005	Three Players.....11
2006	Jimmy Gallagher.....15
2007	Jimmy Gallagher.....20
2008	Alex Hassan.....17

Triples	
1948	Four Players.....2
1952	Benny Cavaliere.....5
1953	Bill Werber.....6
1954	Dick Brewer.....6
1956	Andy Cockrell.....6
1957	Cockrell/Blaney.....3
1958	Butch Allie.....2
1959	John Frye.....3
1960	Butch Williams.....2
1961	McKinley/Williams.....2
1962	Dave Uible.....3
1963	Uible/Bracy.....2
1964	Sonny Odum.....2
1965	Sonny Odum.....4
1966	Three Players.....1
1967	Stan Coble.....4
1968	Larry Davis.....4
1969	Three Players.....2
1970	Three Players.....2
1971	Steve Selteducato.....3
1972	Dan Phelan.....8
1973	John Poff.....3

1974	Flesh/Poff.....3
1975	Three Players.....1
1976	Larry Doby.....4
1977	Schoenhof/Lemen.....2
1978	Steve Gordon.....3
1979	Larry Doby.....4
1980	Rigby/Gawdun.....3
1981	Bobby Brower.....11
1982	Bobby Brower.....5
1983	Mark Mittello.....4
1984	Mark Mittello.....5
1985	Bud Nixon.....4
1986	Three Players.....2
1987	Rich Beviglia.....2
1988	Rick Torgalski.....3
1989	Q. McCracken.....6
1990	McCracken/Ozmun.....5
1991	Sean McNally.....4
1992	Q. McCracken.....8
1993	Ryan Jackson.....5
1994	Sean McNally.....8
1995	Three Players.....4
1996	Frankie Chiu.....5
1997	Frankie Chiu.....7
1998	Vaughn Schill.....4
1999	Ed Conroy.....6
2000	Jeff Becker.....3
2001	David Mason.....2
2002	Kelly/Patrick.....2
2003	Brian Patrick.....3
2004	Javier Socorro.....3
2005	Corey Whiting.....3
2006	Jimmy Gallagher.....5
2007	Brett Bartles.....5
2008	Gabriel Saade.....3

Home Runs	
1948	Stu Erickson.....6
1952	Red Smith.....6
1953	Al Spangler.....5
1954	Five Players.....1
1956	Andy Cockrell.....2
1957	Dave Sime.....4
1958	Bonczek/Allie.....2
1959	Pete Maynard.....2
1960	Lynn Fader.....4
1961	Ronnie Davis.....6
1962	Rankin/Uible.....2
1963	Biff Bracy.....7
1964	Scotty Glacken.....3
1965	Barringer/Bracy.....1
1966	Ryan/Coble.....2
1967	Randy Blanchard.....3
1968	Davis/Ryan.....2
1969	Davis/Blanchard.....2
1970	Dan Phelan.....3
1971	Dan Phelan.....4
1972	John Poff.....2
1973	None.....0
1974	Flesh/Poff.....1
1975	Manuel/Bayless.....2
1976	Dixon/Doby.....1
1977	Bill King.....4
1978	Bill King.....4
1979	Don Pruett.....5
1980	Kevin Rigby.....5
1981	Bobby Brower.....9
1982	Gary Brown.....6
1983	L. Thompson.....8
1984	Ron Bianco.....10
1985	Nixon/Beviglia.....3
1986	John Furch.....4
1987	John Furch.....9
1988	John Furch.....13
1989	Four players.....2
1990	David Norman.....11
1991	David Norman.....9
1992	Scott Pinoni.....11
1993	Ryan Jackson.....12
1994	Ryan Jackson.....22
1995	Mike King.....11
1996	Maluchnik/King.....10
1997	Jeff Becker.....12
1998	Ed Conroy.....16
1999	Ed Conroy.....8
2000	J.D. Alleval/Bechtold.....8
2001	J.D. Alleval/Bechtold.....5

2002	Kevin Kelly.....9
2003	Brian Patrick.....6
2004	Tim Layden.....6
2005	Eric Baumann.....4
2006	Brett Bartles.....7
2007	Bartles/Freiman.....7
2008	Nate Freiman.....11

Runs Batted In	
1948	Stu Erickson.....28
1952	Dick Groat.....49
1953	Bill Werber.....24
1954	James Smith.....21
1956	Andy Cockrell.....20
1957	Pete Maynard.....25
1958	Butch Allie.....18
1959	Art Browning.....12
1960	Fader/McCracken.....13
1961	Rankin/Browning.....20
1962	Dave Uible.....29
1963	Biff Bracy.....27
1964	Biff Bracy.....17
1965	Biff Bracy.....11
1966	Frank Ryan.....12
1967	Randy Blanchard.....17
1968	Larry Davis.....29
1969	Randy Blanchard.....16
1970	Dan Phelan.....19
1971	Dan Phelan.....22
1972	John Johnstone.....12
1973	John Poff.....16
1974	Flesh/Poff.....14
1975	Mark Manuel.....16
1976	Tim Cecil.....16
1977	Andy Schoenhof.....12
1978	Allen Hudspeth.....22
1979	Don Pruett.....20
1980	Kevin Rigby.....35
1981	Brower/Brassil.....35
1982	Thomas Brassil.....27
1983	L. Thompson.....30
1984	Ron Bianco.....44
1985	Mark Carozzi.....31
1986	Jim Knight.....36
1987	John Furch.....33
1988	David Hawkins.....35
1989	T. D'Ambrosio.....41
1990	Norman/Ozmun.....31
1991	David Norman.....46
1992	Ryan Jackson.....46
1993	McNally/Pinoni.....50
1994	Sean McNally.....71
1995	Mike King.....49
1996	G. Maluchnik.....68
1997	Jeff Becker.....62
1998	Ed Conroy.....76
1999	Ed Conroy.....47
2000	Jeff Becker.....43
2001	David Mason.....53
2002	Larry Broadway.....39
2003	Brian Patrick.....42
2004	Tim Layden.....46
2005	Brett Bartles.....37
2006	Brett Bartles.....41
2007	Bartles/Freiman.....48
2008	Nate Freiman.....46

Walks	
1953	Billy Lea.....29
1954	Al Spangler.....21
1956	Not Available.....0
1957	Lon Bonczak.....21
1958-65	Not recorded.....0
1966	Dick Warren.....15
1967	Dick Warren.....22
1968	Dave Snyder.....20
1969	Blanchard/Teer.....20
1970	Dan Phelan.....22
1971	Bo Bochow.....21
1972	John Johnstone.....18
1973	Troyan/Austin.....17
1974	Buddy Fleish.....17
1975	Steve Kesses.....22
1976	John Lemen.....26
1977	Bob Michael.....18
1978	Steve Gordon.....22
1979	Doby/Gordon.....21

1980	Kevin Rigby.....20
1981	Buddy Copeland.....41
1982	L. Thompson.....44
1983	Gary Brown.....23
1984	Dave Amaro.....25
1985	Rich Beviglia.....21
1986	John Furch.....21
1987	Brad Novak.....37
1988	Rick Torgalski.....44
1989	Q. McCracken.....30
1990	Cass Hopkins.....38
1991	Mike Olexa.....28
1992	Scott Pinoni.....32
1993	Scott Pinoni.....45
1994	Duarte/Pinoni.....31
1995	Jeff Piscoric.....54

DUKE BLUE DEVILS

2009 BASEBALL

Yearly Pitching Leaders



Don Altman



Scott Schoeneweis



Stephen Cowie



Jeff Alleva



Jim Perry



Tony Bajoczky



Andrew Wolcott

RECORD BOOK

Earned Run Average

1952	George Carver	3.79
1953	Joe Lewis	1.60
1954	Dick Kreuzer	2.22
1956	Dick Smallwood	1.95
1957	Dick Burton	2.00
1958	Dick Burton	2.62
1959	Bob Byers	2.74
1960	Don Altman	0.82
1961	Don Altman	2.44
1962	Bob Turner	2.80
1963	Stan Crisson	1.13
1964	Jay Hopkins	2.40
1965	D. Helms	1.48
1966	Carter Hill	2.84
1967	Phil Wilhelm	3.00
1968	Jeff Mitchell	4.03
1969	Phil Wilhelm	2.32
1970	Leo Hart	1.25
1971	Al Schwartz	0.89
1972	Al Schwartz	2.09
1973	Gordy Jackson	2.71
1974	Eddie Pieczynski	4.34
1975	Kirk Louderback	3.25
1976	Jim Spanarkel	2.73
1977	Pete Miller	3.38
1978	Larry Brooks	3.50
1979	Larry Brooks	2.73
1980	Don Mikush	2.85
1981	Ken Fay	2.94
1982	Joe Seaton	2.84
1983	James Long	2.67
1984	Scott Bromby	2.10
1985	Alan Soyer	4.31
1986	Mike Sikorski	3.15
1987	Don Fowler	3.61
1988	Mike Trombley	4.98
1989	Tim Roberts	1.78
1990	Tim Rumor	2.83
1991	Tony Runion	3.66
1992	Craig Starman	2.86
1993	Josh Shipman	2.72
1994	Craig Starman	4.63
1995	Brian Casey	3.18
1996	David Darwin	2.75
1997	Stephen Cowie	2.80
1998	Stephen Cowie	2.85
1999	Teddy Sullivan	4.39
2000	Larry Broadway	4.68
2001	Zach Schreiber	4.50
2002	Justin DiLucchio	4.91
2003	Jim Perry	1.75
2004	Jim Perry	2.70
2005	Jim Perry	5.36
2006	Danny Otero	2.20
2007	Michael Seander	1.61
2008	Jonathan Foreman	2.87

Wins

1951	Joe Lewis	8
1952	Joe Lewis	12
1953	Joe Lewis	10
1954	Harold Turner	4
1956	Dick Smallwood	6
1957	Smallwood/Burton	6
1958	Dick Burton	4
1959	Ron Kalish	5
1960	Don Altman	8
1961	Don Altman	6
1962	Dick Denmore	7
1963	Stan Crisson	6
1964	Stan Crisson	2
1965	Jim Liccardo	3
1966	Carter Hill	4
1967	Carter Hill	3
1968	Three Players	3
1969	Phil Wilhelm	4
1970	Steve Denison	6
1971	Schwartz/Buschman	3
1972	Al Schwartz	5
1973	Gordy Jackson	3
1974	Four Players	2
1975	Tim Fremuth	2
1976	Chuck Baker	3
1977	Carl Nelson	3
1978	Don Mikush	5
1979	Larry Brooks	4
1980	Larry Brooks	4
1981	Ken Fay	7

1982	Joe Seaton	6
1983	Todd Lamb	4
1984	Bromby/Bouchard	5
1985	Scott Bromby	8
1986	Mike McNamara	6
1987	Fowler/Hetrick	5
1988	Trombley/Fowler	3
1989	LaPietra/Zarinsky	4
1990	Kotarski/Rumor	7
1991	John Courtright	7
1992	Ryan Jackson	8
1993	Scott Schoeneweis	12
1994	Scott Schoeneweis	8
1995	David Darwin	7
1996	Scott Schoeneweis	10
1997	Capuano/Cowie	6
1998	Stephen Cowie	11
1999	Stephen Cowie	8
2000	Ryan Caradonna	5
2001	Kevin Thompson	7
2002	Alleva/DiLucchio	5
2003	Alleva/Schreiber	4
2004	Tim Layden	6
2005	Burke/Otero	5
2006	Danny Otero	5
2007	Tony Bajoczky	9
2008	Currier/Manno	6

Appearances

1952	Joe Lewis	17
1953	Joe Lewis	20
1954	Dick Kreuzer	10
1956	Fatzinger/Burton	10
1957	Dick Smallwood	11
1958	Dick Burton	12
1959	Not Available	12
1960	Not Available	12
1961	Don Altman	13
1962	Dick Denmore	13
1963	Stan Crisson	11
1964	Merrill Ambler	9
1965	Jim Liccardo	11
1966	Hill/Liccardo	11
1967	Carter Hill	12
1968	Jeff Mitchell	11
1969	Al Schwartz	16
1970	Denison/Felton	12
1971	Craig Buschman	11
1972	Al Schwartz	9
1973	Gordy Jackson	9
1974	Eddie Pieczynski	11
1975	Kirk Louderback	11
1976	Louderback/Dewhirst	11
1977	Ted Gardner	7
1978	Carl Nelson	10
1979	Ed Nolan	9
1980	Ed Nolan	9
1981	Ed Nolan	12
1982	Ken Fay	10
1983	Ken Fay	11
1984	Alan Soyer	10
1985	Mark Sikorski	18
1986	Mark Sikorski	24
1987	Witte/Fowler	16
1988	Trombley/Witte	17
1989	Mike Trombley	15
1990	Lenny Nieves	24
1991	Lenny Nieves	22
1992	Mike Kotarski	24
1993	Starman/Darwin	20
1994	Shipman/Barr	23
1995	Brian Casey	21
1996	David Darwin	35
1997	Clayton Connor	22
1998	Brad DuPree	24
1999	Teddy Sullivan	31
2000	Brad DuPree	29
2001	Kevin Perry	27
2002	Schreiber/Sember	22
2003	Blake Walker	31
2004	Three Players	21
2005	Perry/Bajoczky	23
2006	Tony Bajoczky	24
2007	Michael Seander	28
2008	Michael Ness	21

COMPLETE GAMES

1953	Joe Lewis	10
1954	Turner/Goodman	3
1957	Dick Smallwood	6

1958	Dick Burton	4
1962	Dick Denmore	8
1963	Stan Crisson	8
1964	Four Players	2
1965	Jim Liccardo	4
1966	Jim Liccardo	6
1967	Carter Hill	4
1968	Phil Wilhelm	3
1969	Phil Wilhelm	4
1970	Steve Denison	5
1971	Chuck Munday	3
1972	Al Schwartz	5
1973	Gordy Jackson	6
1974	Eddie Pieczynski	6
1975	Kirk Louderback	6
1976	Baker/Louderback	2
1977	Ted Gardner	7
1978	Don Mikush	5
1979	Don Mikush	6
1980	Ed Nolan	4
1981	Todd Lamb	7
1982	Seaton/Fay	6
1983	Ken Fay	9
1984	Soyler/Bromby	6
1985	Scott Bromby	8
1986	Scott Bromby	3
1987	Kent Hetrick	7
1988	Mike Trombley	6
1989	Mike Trombley	5
1990	Mike Kotarski	5
1991	Three Players	3
1992	Mike Kotarski	4
1993	Harrell/Jackson	5
1994	Ryan Caradonna	5
1995	Craig Starman	3
1996	Scott Schoeneweis	3
1997	None	0
1998	Stephen Cowie	5
1999	Stephen Cowie	3
2000	Ryan Caradonna	2
2001	Kevin Thompson	1
2002	Three Players	1
2003	Jeff Alleva	1
2004	Greg Burke	1
2005	Greg Burke	1
2006	Danny Otero	2
2007	Tony Bajoczky	1
2008	None	0

Saves

1969	Al Schwartz	2
1970	Four Players	1
1971	Mickey Lozanoff	2
1972	Three Players	0
1973	None	0
1974	Chuck Munday	1
1975	Tim Fremuth	1
1976	Bob Dewhirst	2
1977	Pete Miller	2
1978	Brooks/Nolan	1
1979	Dusty Baker	1
1980	Pfeifer/Nolan	1
1981	Ed Nolan	2
1982	None	0
1983	Fay/Zempolich	1
1984	None	0
1985	Mark Sikorski	3
1986	Mark Sikorski	10
1987	Doug Davis	3
1988	Troy Blackburn	2
1989	Trombley/Griffin	1
1990	John Courtright	4
1991	Lenny Nieves	3
1992	Mike Kotarski	8
1993	Ryan Jackson	5
1994	Ryan Jackson	4
1995	Casey/Fishburn	2
1996	David Darwin	10
1997	Vaughn Schill	5
1998	Vaughn Schill	8
1999	Teddy Sullivan	6
2000	Brad DuPree	5
2001	Jeff Alleva	7
2002	Paul DeMarco	3
2003	Walker/Schreiber	2
2004	Danny Otero	4
2005	Tony Bajoczky	3
2006	Three Players	1
2007	Michael Seander	9
2008	Alex Hassan	5

Innings Pitched

1951	Joe Lewis	92.0
1952	Joe Lewis	106.0
1953	Joe Lewis	129.0
1954	Tom Blackburn	47.1
1956	Dick Smallwood	81.2
1957	Dick Smallwood	78.2
1958	Dick Burton	61.2
1959	Ron Kalish	70.0
1960	Don Altman	87.2
1961	Don Altman	81.0
1962	Dick Denmore	90.2
1963	Stan Crisson	79.1
1964	Merrill Ambler	49.2
1965	Jim Liccardo	76.1
1966	Carter Hill	76.2
1967	Carter Hill	76.0
1968	Phil Wilhelm	56.0
1969	Al Schwartz	60.0
1970	Steve Denison	80.0
1971	Craig Buschman	46.1
1972	Al Schwartz	56.0
1973	Gordy Jackson	66.1
1974	Eddie Pieczynski	74.2
1975	Kirk Louderback	61.0
1976	Kirk Louderback	52.0
1977	Ted Gardner	47.0
1978	Don Mikush	57.1
1979	Ed Nolan	58.1
1980	Ed Nolan	42.1
1981	Todd Lamb	73.2
1982	Ken Fay	73.1
1983	Ken Fay	95.0
1984	Scott Bromby	68.2
1985	Scott Bromby	95.0
1986	Scott Bromby	76.0
1987	Don Fowler	97.3
1988	Mike Trombley	103.0
1989	Mike Trombley	91.0
1990	John Courtright	87.1
1991	John Courtright	90.2
1992	Mike Kotarski	85.2
1993	Scott Schoeneweis	106.2
1994	Ryan Jackson	91.2
1995	David Darwin	93.0
1996	Scott Schoeneweis	92.0
1997	Brad DuPree	87.2
1998	Stephen Cowie	126.1
1999	Stephen Cowie	116.1
2000	Ryan Caradonna	111.1
2001	Ryan Caradonna	95.1
2002	Tim Layden	73.2
2003	Jeff Alleva	78.0
2004	Zach Schreiber	92.0
2005	Greg Burke	97.2
2006	Tony Bajoczky	91.2
2007	Tony Bajoczky	92.1
2008	Andrew Wolcott	69.2

Hits Allowed

1951	Bob Davis	62
1952	Diz Davis	76
1953	Joe Lewis	90
1954	Tom Blackburn	38
1956	Dick Smallwood	57
1957	Dick Smallwood	74
1958	Dick Burton	66
1959	Ron Kalish	72
1960	Don Altman	74
1961	Don Altman	74
1962	Dick Denmore	98
1963	Stan Crisson	50
1964	Merrill Ambler	55
1965	Jim Liccardo	75
1966	Jim Liccardo	81
1967	Carter Hill	92
1968	Phil Wilhelm	54
1969	Al Schwartz	61
1970	Steve Denison	69
1971	Gordy Jackson	43
1972	Al Schwartz	43
1973	Gordy Jackson	55
1974	Eddie Pieczynski	74
1975	Kirk Louderback	70
1976	Kirk Louderback	78
1977	Ted Gardner	47
1978	Don Mikush	62
1979	Ed Nolan	68
1980	Ed Nolan	55

1981	Lamb/Pfeifer	53
1982	Ken Fay	76
1983	Ken Fay	92
1984	Alan Soyer	84
1985	Scott Bromby	107
1986	Scott Bromby	99
1987	Don Fowler	92
1988	Mike Trombley	118
1989	Mike Trombley	94
1990	John Courtright	101
1991	John Courtright	99
1992	Ryan Jackson	93
1993	Scott Schoeneweis	101
1994	Ryan Jackson	121
1995	David Darwin	111
1996	Scott Schoeneweis	86
1997	Connor/DuPree	91
1998	Stephen Cowie	135
1999	Stephen Cowie	126
2000	Ryan Caradonna	131
2001	Ryan Caradonna	130
2002	Jeff Alleva	92
2003	Jeff Alleva	95
2004	Zach Schreiber	100
2005	Greg Burke	126
2006	Tony Bajoczky	120
2007	Andrew Wolcott	91
2008	Andrew Wolcott	71

DUKE BLUE DEVILS

2009 BASEBALL

Yearly Results

record book

— 1889 —
Overall: 0-0-1
Head Coach: Unknown

N/A	Winston YMCA	T	10-10
-----	--------------	---	-------

— 1890 —
Overall: 0-1-0
Head Coach: Unknown

Sep 20	Guilford	L	14-17
--------	----------	---	-------

— 1891 —
Overall: 2-0-0
Head Coach: Unknown

Apr 17	UNC	W	
Apr 18	UNC	W	

— 1896 —
Overall: 7-1-0
Head Coach: Unknown

	Wake Forest	N/A	
--	-------------	-----	--

Other scores not available

— 1897 —
Overall: 7-3-0
Head Coach: Unknown

Apr 2	Oak Ridge	W	22-3
Apr 5	Brooklyn (N.L.)	L	2-18
Apr 7	Brooklyn (N.L.)	L	1-13
Apr 10	A&M (NC State)	W	7-3
Apr 17	Guilford	W	7-5
Apr 19	Guilford	W	17-7
Apr 28	Wake Forest	L	5-8
	Franklin (Va.)	W	16-5
May 15	Presbyterian HS	W	10-1
May 22	Wake Forest	W	11-1

— 1898 —
Overall: 4-4-1
Head Coach: Unknown

Mar 19	William Bingham	W	
Mar 23	North Carolina	L	0-6
Mar 26	Wake Forest	L	8-9
Apr 2	Guilford	W	14-3
Apr 4	Guilford	T	
Apr 12	Johns Hopkins	W	14-4
Apr 15	Wake Forest	L	
Apr 22	North Carolina	W	9-2
Apr 23	North Carolina	L	

— 1899 —
Overall: 11-6-0
Head Coach: Unknown

Mar 9	Horner's School	W	10-1
Mar 20	Mebane	W	16-0
Mar 29	Lafayette	W	10-9
Mar 30	Lafayette	L	5-6
Mar 31	Boston (N.L.)	L	4-11
Apr 2	Boston (N.L.)	L	5-16
Apr 3	Boston (N.L.)	L	1-11
Apr 5	Boston (N.L.)	L	1-19
Apr 10	Georgia	W	5-2
Apr 11	Georgia	W	8-2
Apr 12	Atlanta Firemen	W	11-4
Apr 13	Mercer	L	4-5
Apr 14	Mercer	W	8-4
Apr 15	Augusta YMCA	W	11-8
Apr 20	Roanoke	W	17-1
Apr 21	Maryland	W	6-1
Apr 29	Wake Forest	W	9-1
	Virginia	No Data	

— 1900 —
Overall: 8-4-0
Head Coach: Unknown

Mar 23	Horner's School	L	0-8
Mar 29	Lafayette	W	6-5
Mar 30	Lafayette	L	3-10
Apr 3	Cornell	L	7-8
Apr 7	Wake Forest	W	10-2
Apr 10	Horner's School	L	2-6
Apr 13	Lehigh	W	4-3
Apr 16	Horner's School	W	6-3
Apr 18	Tennessee	No Data	
Apr 24	Oak Ridge	W	7-3
Apr 26	Bingham School	W	2-1
May 1	Wake Forest	W	6-1
May 3	Maryland	W	3-2

— 1901 —
Overall: 6-5-0
Head Coach: Mr. Schock

Mar 23	Horner's School	W	11-1
Mar 27	Lafayette	L	4-6
Apr 1	Bingham School	W	25-1
Apr 5	Wake Forest	W	3-1
Apr 8	Guilford	L	6-14
Apr 10	Lehigh	L	3-17
Apr 17	Harvard	L	0-12
Apr 18	Harvard	L	2-7
Apr 20	Wake Forest	L	8-6
Apr 26	Georgia	W	13-1
Apr 28	Trinity Park HS	W	13-0
May 4	Maryland	W	14-9

— 1902 —
Overall: 12-8-0
Head Coach: Otis Stocksdale

Mar 22	Horner's School	W	17-0
--------	-----------------	---	------

Mar 24	Trinity Park HS	W	13-0
Mar 26	Lafayette	L	2-8
Mar 27	Lafayette	W	10-4
Mar 31	Davidson	L	2-6
Apr 2	Lehigh	W	9-1
Apr 4	Hobart	W	4-2
Apr 10	A&M (NC State)	W	10-7
Apr 11	Boston (N.L.)	L	1-16
Apr 12	A&M (NC State)	W	5-2
Apr 14	Wake Forest	W	7-1
Apr 16	Guilford	W	13-0
Apr 19	Richmond	W	8-4
Apr 22	Wake Forest	W	8-1
Apr 24	Durham (league)	L	5-8
Apr 25	Durham (league)	W	7-3
Apr 28	Guilford	L	3-7
Apr 29	Greensboro (league)	L	5-7
Apr 30	Charlotte (league)	L	1-11
May 1	Wofford	L	3-4

— 1903 —
Overall: 9-5-1
Head Coach: Otis Stocksdale

Mar 13	Trinity Park HS	W	8-4
Mar 19	Oak Ridge	W	7-1
Mar 25	Lafayette	W	6-3
Apr 2	Gettysburg	W	4-1
Apr 10	Cornell	L	1-5
Apr 17	South Carolina	W	5-4
Apr 23	Charlotte (league)	W	8-3
Apr 27	Davidson	W	5-2
Apr 30	Davidson	W	4-2
May 1	Mercer	T	4-4
May 2	Mercer	L	0-5
May 4	Georgia Tech	L	0-10
May 5	Georgia	L	4-5
May 7	Wofford	W	8-4
May 8	South Carolina	L	7-10

— 1904 —
Overall: 14-3-2
Head Coach: Otis Stocksdale

-	Trinity Park HS	W	9-1
-	Oak Ridge	W	9-1
-	Guilford	W	17-2
-	Lafayette	W	7-2
-	Maryland	L	9-5
-	Syracuse	W	4-1
-	Gettysburg	W	6-1
-	Gettysburg	W	6-4
-	Guilford	W	2-1
-	Wake Forest	W	11-9
-	Wake Forest	W	1-1
-	A&M (NC State)	L	4-5
-	Wake Forest	T	4-4
-	A&M (NC State)	W	10-4
-	Wofford	W	4-3
-	Wofford	T	3-3
-	Furman	W	3-1
-	Clemson	L	8-14
-	Wofford	W	6-1

Offensive And Fielding Stats: Year-by-Year																		
Year	AVG	GP	AB	R	H	2B	3B	HR	RBI	TB	SLG%	BB	SO	OB%	SB	AT	SB%	FLD%
1958	.219	20	664	79	146	23	5	8	70	203	.305	-	-	-	-	-	-	-
1959	.219	25	796	100	175	16	10	9	78	238	.298	-	-	-	-	-	-	-
1960	.206	22	719	101	148	21	7	10	77	221	.307	-	-	-	-	-	-	-
1961	.258	27	895	142	230	33	9	14	114	323	.361	-	-	-	-	-	-	-
1962	.245	26	833	154	204	30	8	8	127	274	.329	-	-	-	-	-	-	-
1963	.252	25	857	139	216	29	6	16	112	305	.356	-	-	-	-	-	-	-
1964	.210	25	828	82	174	16	4	7	69	219	.264	-	-	-	7	-	-	-
1965	.204	25	832	69	170	28	10	2	54	224	.269	-	-	-	-	-	-	-
1966	.209	24	809	88	169	24	3	6	70	226	.279	102	166	-	7	-	-	-
1967	.224	29	927	103	208	26	12	7	83	279	.301	104	171	-	-	-	-	-
1968	.244	31	904	139	221	41	10	10	123	312	.345	122	205	-	46	-	-	-
1969	.236	33	959	114	226	27	9	7	100	292	.305	136	186	-	44	-	-	-
1970	.230	33	956	142	220	33	9	7	114	292	.305	145	204	-	50	-	937	-
1971	.246	29	900	120	221	26	10	6	106	280	.311	128	224	-	32	-	940	-
1972	.242	28	863	125	209	26	17	6	96	287	.332	133	176	-	24	-	943	-
1973	.216	24	717	60	155	13	5	0	50	178	.248	86	159	-	6	-	926	-
1974	.216	25	741	90	160	20	9	2	74	211	.284	122	163	-	19	-	928	-
1975	.222	27	816	106	181	23	3	6	90	205	.251	103	179	-	19	-	921	-
1976	.236	30	891	105	210	21	6	2	85	241	.270	139	145	-	17	-	933	-
1977	.247	25	764	95	189	28	8	14	81	275	.360	85	189	-	21	-	942	-
1978	.258	33	993	162	256	43	8	15	147	360	.362	136	161	-	33	-	936	-
1979	.269	30	888	137	239	33	19	20	126	379	.426	108	180	-	28	-	941	-
1980	.315	28	940	231	297	48	15	15	194	420	.446	137	151	-	68	73	932	-
1981	.320	39	1331	313	426	48	26	26	265	683	.513	204	195	-	106	118	898	960
1982	.294	30	1021	220	300	34	17	33	190	467	.457	196	159	-	59	69	855	-
1983	.310	27	980	246	304	40	10	34	211	432	.441	153	158	-	38	46	826	947
1984	.316	38	1237	321	391	66	24	35	272	610	.493	158	156	-	75	84	893	952
1985	.278	36	1213	231	337	47	14	10	186	452	.373	158	215	-	76	93	817	944
1986	.271	42	1407	243	381	50	8	10	203	477	.339	143	193	-	92	125	736	963
1987	.274	45	1479	247	405	75	13	14	199	549	.371	212	284	.372	89	136	654	932
1988	.267	45	1477	246	394	54	14	34	220	578	.391	210	292	.366	15	24	625	929
1989	.275	43	1332	238	366	70	16	12	188	504	.378	179	192	.360	43	58	741	948
1990	.287	53	1748	341	502	79	22	36	282	733	.419	212	240	.372	95	120	792	945
1991	.295	51	1683	291	497	83	14	27	243	689	.409	210	231	.382	63	85	741	955
1992	.291	54	1786	392	520	84	30	37	321	775	.434	232	263	.382	86	124	694	970
1993	.288	59	1950	401	562	109	23	51	348	870	.446	270	280	.377	85	115	739	970
1994	.323	53	1888	476	610	120	19	90	429	1038	.550	247	316	.411	44	62	710	965
1995	.299	57	1925	387	575	99	19	38	324	826	.429	261	311	.390	65	85	765	957
1996	.309	57	1930	422	596	106	21	47	386	885	.459	233	315	.394	35	41	854	960
1997	.308	58	2021	424	623	114	20	59	370	954	.472	245	319	.389	22	36	611	966
1998	.318	58	2052	464	652	136	16	81	423	1063	.518	304	348	.416	43	50	860	962
1999	.294	55	1819	326	535	100	12	23	285	728	.400	235	359	.380	20	34	588	952
2000	.282	58	1952	281	550	120	10	28	250	774	.397	214	350	.359	47	78	60	

DUKE BLUE DEVILS

2009 BASEBALL

Yearly Results

— 1905 —
Overall: 14-6-1
Head Coach: Otis Stocksdale

Mar 17	Trinity Park HS	W	11-2
Mar 27	Bingham	W	8-2
Mar 29	Lafayette	L	1-2
Mar 30	Lafayette	W	9-5
Apr 1	Wake Forest	W	4-1
Apr 4	Washington & Lee	W	9-3
Apr 7	Mercer	T	0-0
Apr 8	Mercer	W	5-1
Apr 10	Georgia Tech	L	2-3
Apr 11	Furman	W	4-3
Apr 12	Clemson	L	3-4
Apr 13	Wofford	L	0-1
Apr 14	Wofford	W	4-1
Apr 17	Syracuse	W	1-1
Apr 18	Syracuse	W	2-1
Apr 20	Wake Forest	L	1-5
Apr 25	Furman	W	7-1
Apr 27	St. John's	W	2-1

— 1906 —
Overall: 8-7-0
Head Coach: Otis Stocksdale

May 1	A&M (NC State)	W	2-1
May 2	Wake Forest	W	1-1
May 15	Wake Forest	L	0-1
Mar 17	Trinity Park HS	W	7-1
	Bingham	W	5-1
	Lafayette	No Data	
	Davidson	L	1-2
	A&M (NC State)	W	5-2
	Georgia Tech	W	10-1
	Georgia Tech	L	1-5
	Mercer	L	3-5
	Georgia Tech	L	2-4
	Clemson	L	4-13
	Harvard	W	6-5
	A&M (NC State)	W	6-1
	St. John's	L	3-4
	St. John's	L	1-3

— 1907 —
Overall: 19-8-0
Head Coach: Otis Stocksdale

Trinity Park HS	W	13-0
Bingham	W	15-0
Lafayette	L	3-4
Lafayette	L	3-4
Cornell	W	1-1
Cornell	W	3-2
A&M (NC State)	W	5-1
Delaware	W	7-2
Wake Forest	W	6-3
A&M (NC State)	L	0-5
VPI	W	13-0
George Washington	W	6-1
George Washington	W	5-2
Richmond	W	4-1

— 1908 —
Overall: 17-3-1
Head Coach: M.T. Adkins

Virginia	L	1-2
Washington & Lee	L	3-4
VMI	W	4-2
George Washington	W	9-8
Georgetown	L	1-4
Wake Forest	W	15-4
A&M (NC State)	W	4-2
Wake Forest	W	5-1
Wake Forest	W	10-2
Clemson	W	5-4
Clemson	L	0-3
Central U. Of Ky.	L	1-6
Central U. Of Ky.	W	11-1
Trinity Park HS	W	6-3
Elon	W	15-1
Lafayette	W	4-3
Randolph-Macon	W	7-1

— 1909 —
Overall: 18-7-0
Head Coach: M.T. Adkins

Cornell	L	3-6
Cornell	T	3-3
Colgate	W	9-1
Colgate	W	4-3
Dartmouth	W	10-1
Dartmouth	L	1-5
Georgia Tech	W	2-1
Georgia Tech	W	5-1
Mercer	W	5-1
Georgia Tech	L	2-3
Delaware	W	1-1
St. John's	W	6-1
Roanoke	W	13-1
Clemson	W	5-3
Clemson	W	1-1
Trinity Park HS	W	7-1
Eastern Coll. of Va.	W	10-1

Pitching Stats: Year-by-Year

Year	ERA	W-L	APP	CG	SHO	SV	IP	H	R	ER	BB	SO	BF	B/AVG	WP	HBP
1958	3.42	9-11	20	8	-	-	176.1	176	93	67	88	112	-	-	-	-
1959	4.31	9-16	25	-	-	-	212.2	217	143	103	110	137	-	-	-	-
1960	2.59	13-8	21	-	-	-	197.2	180	84	57	88	153	-	-	-	-
1961	2.77	16-11	27	-	-	-	233.1	199	102	72	93	158	-	-	-	-
1962	4.01	13-12	25	13	-	-	229.0	236	138	102	85	150	-	-	-	-
1963	2.25	15-10	25	15	-	-	224.0	185	92	56	73	136	-	-	-	-
1964	4.43	4-21	25	9	-	-	219.1	235	143	108	83	94	-	-	-	-
1965	3.12	8-17	25	12	-	-	219.0	219	120	76	94	106	-	-	-	-
1966	3.68	8-16	24	13	-	-	213.0	198	135	87	106	108	-	-	-	-
1967	3.73	9-20	29	11	-	-	239.0	255	148	99	125	129	-	-	-	-
1968	4.89	12-19	31	6	-	-	239.1	256	161	130	160	168	-	.276	-	-
1969	3.04	14-18	33	11	-	4	253.1	226	154	86	121	156	-	.235	-	-
1970	2.30	17-16	33	12	-	4	266.1	217	120	68	144	234	-	.215	-	-
1971	2.61	15-14	29	7	-	5	241.0	213	120	70	114	156	-	.233	-	-
1972	4.44	12-16	28	8	-	3	221.1	237	155	109	125	132	-	.274	18	-
1973	3.92	7-17	24	11	-	0	192.2	216	134	84	69	78	-	.280	-	-
1974	4.46	9-16	25	12	-	1	204.0	213	142	101	108	117	-	.269	-	-
1975	5.13	9-18	27	14	-	1	214.0	202	186	122	118	98	-	.232	-	-
1976	5.76	7-23	30	6	-	4	239.0	271	214	153	169	107	-	.290	-	-
1977	5.24	9-16	25	10	-	3	201.0	216	153	117	133	77	-	.272	-	-
1978	6.33	12-21	33	15	-	2	257.1	319	241	181	166	119	-	.294	-	-
1979	4.74	12-18	30	16	-	1	220.0	242	160	116	107	99	-	.277	-	-
1980	4.34	17-11	28	11	1	2	226.0	247	163	109	93	111	-	.276	8	2
1981	3.40	29-10	39	19	-	4	327.1	288	173	124	165	209	-	.233	-	-
1982	4.19	16-13	30	20	1	0	259.2	254	164	121	151	145	-	.255	-	-
1983	4.25	14-12	27	18	-	2	233.0	248	170	110	139	157	-	.271	-	-
1984	4.25	25-13	38	27	-	0	309.0	330	186	146	135	186	-	.274	19	20
1985	5.07	18-15	36	16	-	3	309.0	366	220	174	114	155	-	.289	15	17
1986	4.13	25-17	42	9	-	11	368.3	386	216	169	164	259	-	.247	-	-
1987	4.89	18-26	45	16	-	4	385.0	409	276	209	168	276	-	.264	36	11
1988	6.83	10-35	45	8	-	3	366.1	500	384	278	217	260	-	.325	44	22
1989	3.93	20-23	43	11	-	0	337.0	339	204	147	98	267	-	.315	22	29
1990	4.49	28-24	52	8	3	5	437.1	468	301	218	222	354	2021	.270	39	31
1991	4.69	24-27	51	12	5	4	428.0	490	296	223	180	334	1962	.287	46	29
1992	4.53	38-16	54	11	3	11	462.2	483	270	233	154	333	2026	.270	42	32
1993	3.32	39-19	59	13	8	10	512.0	520	234	189	136	350	2176	.264	37	26
1994	5.52	33-20	53	11	1	7	462.2	590	329	284	159	292	2142	.306	34	23
1995	5.12	30-27	57	6	2	7	487.1	559	364	277	209	358	2266	.286	37	43
1996	4.27	39-18	57	5	9	12	472.0	486	268	224	186	434	2097	.263	34	30
1997	5.09	33-25	58	0	3	8	500.1	543	342	283	205	415	2257	.277	52	41
1998	4.69	38-20	58	8	1	12	508.0	458	319	265	192	395	2276	.274	32	36
1999	6.30	24-31	55	6	5	6	454.0	575	383	318	169	414	2142	.308	42	57
2000	6.27	17-41	58	3	1	10	503.2	665	410	351	210	283	2387	.321	50	44
2001	6.11	23-33	56	1	3	10	484.2	666	427	329	185	287	2029	.328	44	46
2002	6.31	24-34	58	3	-	9	511.0	677	450	358	202	342	2123	.319	24	59
2003	5.72	18-36	54	3	1	5	468.2	583	405	298	209	368	2084	.303	50	64
2004	5.06	25-31	56	4	1	12	501.1	589	356	282	180	410	2026	.291	46	40
2005	6.72	14-39	53	1	1	6	461.0	610	443	344	181	330	1944	.314	43	50
2006	7.04	15-40	55	3	1	3	487.0	659	458	381	180	290	2031	.324	34	77
2007	4.50	29-25	54	1	0	12	477.2	517	311	239	168	301	2102	.275	20	56
2008	3.71	37-18	56	0	4	12	493	483	244	203	161	364	2136	0.257	27	50

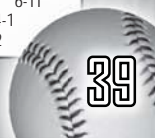
— 1910 —
Overall: 16-10-3
Head Coach: M.T. Adkins

Philadelphia (N.L.)	L	0-6
Trinity Park HS	W	7-2
Bingham	W	17-0
Amherst	L	5-7
Amherst	W	6-1
Lafayette	W	2-1
Lafayette	W	10-1
Lafayette	W	3-1
Randolph Macon	L	1-4
Delaware	W	20-4
Delaware	W	2-1
St. John's	W	7-1
Georgia Tech	L	1-3
Georgia Tech	W	-
Mercer	W	5-2
Mercer	W	-
Clemson	W	4-1
Furman	W	-
Clemson	W	-
Clemson	W	-
Centraul U. of Ky.	W	3-2
Centraul U. of Ky.	W	4-1
Raleigh (league)	L	0-7
Raleigh (league)	L	4-12
(Fall) Hosiery Mill	L	1-9

— 1911 —
Overall: 16-9-0
Head Coach: M.T. Adkins

Trinity Park HS	W	10-1
Philadelphia (N.L.)	L	0-11
Atlantic Christian	W	7-1
Lafayette	L	1-5
Lafayette	W	2-1
Amherst	W	3-1
Amherst	W	1-1
Wake Forest	L	3-4
Trinity (Conn)	L	1-2
Trinity (Conn)	L	1-2
Richmond	W	5-2
Hampden Sidney	W	5-1
Clemson	L	1-2
Clemson	W	14-3
Georgia	W	3-2
Georgia	W	6-3
Mercer	L	4-7
Wake Forest	W	6-4
Kentucky State	W	5-2
Kentucky State	T	2-2
Wake Forest	L	1-5
Georgia	W	5-2
Georgia	T	1-1
Eastern	W	6-1
Eastern	W	5-4
Central U. of Ky.	L	1-3
Central U. of Ky.	T	1-1
Washington & Lee	W	2-1
Washington & Lee	L	0-1

Record Book



DUKE BLUE DEVILS

2009 BASEBALL

Yearly Results

record book

- Wake Forest	W	9-1
- Swathmore	W	5-4
- Swathmore	W	8-4
- Wake Forest	L	4-6
- Wake Forest	W	6-2
- Richmond	W	8-2
- Delaware	W	8-4
- USS Franklin	W	10-4
- Georgia	W	1-1
- Georgia	L	3-7
- Georgia Tech	W	3-2
- Georgia Tech	L	1-4
- Mercer	L	4-9
- Mercer	L	4-7
- Clemson	W	7-1
- Clemson	W	8-5
- VPI	W	3-1
- VPI	L	0-7
- Washington & Lee	L	6-9

— 1912 —

Overall: 11-13-0

Head Coach: M.T. Adkins

- Catawba	W	5-4
- Elon	W	7-6
- Lafayette	L	6-11
- Atlantic Christian	W	3-2
- Wake Forest	L	1-2
- Vermont	W	2-1
- Swathmore	W	15-12
- Amherst	L	2-7
- Amherst	W	8-3
- Guilford	L	5-6
- Trinity Park HS	L	1-2
- Randolph Macon	W	7-4
- Wake Forest	W	6-4
- Guilford	L	3-4
- Wake Forest	L	4-9
- Georgia	L	1-2
- Georgia	L	0-12
- VPI	L	0-8
- William and Mary	W	7-4
- VMI	W	8-2
- Washington & Lee	L	4-7
- Washington & Lee	L	0-4
- Catholic U	L	-
- Randolph Macon	W	3-2

— 1913 —

Overall: 16-14-0

Head Coach: M.T. Adkins

- Princeton	L	2-7
- Winston(league)	W	4-1
- Wake Forest	L	7-13
- Wake Forest	L	2-3
- A&M (NC State)	L	4-5
- VMI	W	10-5
- Washington & Lee	L	3-6
- Virginia	L	3-8
- Catholic	L	4-9
- Med. of Va.	L	0-5
- Davidson	W	8-7
- Elon	W	4-2
- Penn State	W	4-3
- Providence (league)	L	0-5
- Lafayette	W	5-4
- Lafayette	W	5-3
- Amherst	W	10-1
- Eastern	W	15-2
- Amherst	W	7-1
- Durham (league)	L	4-11
- Wake Forest	L	0-4
- VPI	W	4-3
- VPI	W	8-4
- A&M (NC State)	L	6-7
- Guilford	L	3-7
- Wofford	W	3-2
- Wofford	W	6-1
- Washington & Lee	W	8-7

— 1914 —

Overall: 10-11-0

Head Coach: M.T. Adkins

- Trinity Park HS	W	15-2
- Elon	W	7-1

- Williams and Mary	W	10-1
- Vermont	L	0-2
- Penn State	L	1-5
- A&M (NC State)	L	0-1
- West Virginia	W	7-2
- Davidson	W	3-2
- Georgia	W	8-6
- Wake Forest	W	14-2
- Wofford	L	0-5
- Wofford	W	5-3
- Davidson	W	6-4
- Richmond	L	2-3
- Georgetown	L	1-10
- Virginia	L	3-13
- Washington & Lee	L	7-10
- Washington & Lee	L	1-6
- VMI	W	5-3
- Wake Forest	L	2-5
- A&M (NC State)	L	4-14

— 1915 —

Overall: 8-9-1

Head Coach: Claude West

- Vermont	W	6-2
- Lafayette	L	1-4
- Amherst	W	7-1
- Penn State	L	1-2
- Weaver	L	4-8
- Wake Forest	W	4-3
- A&M (NC State)	T	4-4
- Virginia	L	6-10
- Richmond	W	6-1
- Wake Forest	L	6-7
- Georgia	W	8-2
- Wake Forest	W	8-5
- South Carolina	W	18-5
- Virginia	L	10-11
- VMI	W	7-1
- Roanoke	L	0-1
- VPI	L	3-7
- VPI	L	2-5

— 1916 —

Overall: 6-17-2

Head Coach: Claude West

- Wake Forest	W	4-3
- William and Mary	W	10-2
- VPI	W	7-5
- Wake Forest	T	9-9
- A&M (NC State)	L	0-4
- Guilford	L	1-2
- Davidson	W	4-2
- Davidson	L	10-18
- Georgia	L	1-5
- Georgia	T	6-6
- Clemson	L	6-16
- Clemson	W	6-4
- A&M (NC State)	L	1-5
- Durham Bulls	L	6-7
- Guilford	L	4-9
- Davidson	L	0-7
- Georgia	L	1-10
- Georgia	L	1-7
- Clemson	L	0-3
- Clemson	L	3-13
- Georgia Tech	L	3-13
- Georgia Tech	L	0-5
- Washington & Lee	W	6-2
- Washington & Lee	L	1-8
- Furman	L	6-7

— 1917 —

Overall: 3-7-1

Head Coach: Heine Manush

- W. Va.-Wesleyan	W	5-4
- Haverford	W	6-1
- NC State	L	2-7
- Durham Bulls	L	3-10
- Davidson	W	6-2
- Yale	L	2-9
- NC State	L	1-10
- Durham Bulls	L	5-6
- Guilford	L	4-6
- Davidson	T	3-3
- Lenoir	W	6-2

— 1919 —

O-r-al: 19-4-2

Head Coach: Lee Gooch

- Lenoir	W	21-0
- NC State	W	5-2
- Wake Forest	L	2-3
- Wake Forest	W	9-7
- Guilford	W	-
- Furman	W	4-1
- Wofford	L	2-3
- Clemson	W	8-2
- Clemson	W	3-1
- South Carolina	W	9-1
- South Carolina	W	4-1
- Davidson	W	9-2
- Guilford	W	11-2
- Moose Club	L	2-4
- Elon	W	-
- Davidson	W	6-2
- NC State	W	-
- Moose Club	L	1-2
- Moose Club	W	4-1
- Davidson	W	2-1
- Wake Forest	W	-
- South Carolina	W	4-1
- Moose Club	W	9-3
- North Carolina	T	0-0
- North Carolina	T	2-2

— 1920 —

Overall: 10-9-0

Head Coach: Chick Doak

- Lenoir	W	7-2
- Elon	W	9-2
- Guilford	W	10-1
- Wake Forest	W	4-1
- Durham Bulls	W	5-3
- VPI	L	5-6
- VPI	L	5-6
- Washington & Lee	W	4-1
- VMI	L	2-5
- Randolph Macon	W	4-1
- William and Mary	L	1-2
- NC State	L	2-4
- North Carolina	L	0-1
- Durham Bulls	L	1-5
- Davidson	W	4-2
- NC State	No Data	-
- Elon	L	1-9
- Guilford	W	11-7
- Wake Forest	W	3-1
- North Carolina	L	1-2

— 1921 —

Overall: 10-8-1

Head Coach: Pat Egan

- NYU	W	10-5
- NYU	L	5-11
- Durham All-Stars	W	5-2
- Wofford	W	8-1
- Wake Forest	L	3-4
- Florida	W	6-2
- Maryland	W	3-2
- North Carolina	L	2-4
- NC State	L	3-10
- Davidson	W	4-1
- Elon	W	5-1
- Maryland	L	0-1
- Mt. St. mary's	L	2-5
- Swarthmore	W	4-3
- Delaware	T	0-0
- NYU	W	2-1
- Wake Forest	W	3-1
- NC State	L	3-9
- North Carolina	L	2-6

— 1922 —

Overall: 12-6-0

Head Coach: H.G. Steiner

- Wake Forest	L	5-9
- Erskine	W	8-1
- Furman	W	12-2
- Davidson	W	9-1
- Delaware	W	18-3
- Guilford	W	16-0
- North Carolina	L	5-9
- VPI	L	1-3
- Richmond	W	8-6

- Maryland	W	10-7
- Fordham	W	8-6
- Rhode island	W	15-7
- Rhode island	W	7-2
- Lehigh	L	0-12
- NC State	W	6-5
- Washington & Lee	L	3-12
- VMI	W	3-1
- North Carolina	L	7-8

— 1923 —

Overall: 17-4-0

Head Coach: Howard Jones

- Catawba	W	10-1
- NYU	W	11-4
- Reading	L	5-8
- Furman	W	2-1
- Auburn	L	3-5
- Auburn	W	9-7
- NGAC	W	7-4
- Georgia	W	2-1
- Clemson	W	9-1
- South Carolina	W	20-2
- Guilford	W	11-1
- North Carolina	W	5-2
- Wake Forest	W	5-3
- Elon	W	18-0
- Lenoir	W	9-1
- Davidson	W	1-1
- Wake Forest	W	5-2
- NC State	W	10-6
- NC State	W	3-1
- Davidson	L	3-4
- North Carolina	L	3-5

— 1924 —

Overall: 14-4-0

Head Coach: Howard Jones

- Elon	W	13-2
- Guilford	W	8-1
- Wake Forest	W	3-1
- Davidson	W	5-1
- Lenoir	L	1-2
- NC State	W	7-4
- Wake Forest	W	8-3
- North Carolina	L	0-1
- Durham Bulls	L	3-8
- Wofford	W	10-2
- Presbyterian	W	5-4
- South Carolina	W	10-4
- Auburn	W	4-2
- Florida	W	11-6
- Stetson	W	5-1
- NC State	L	2-6
- North Carolina	W	4-3
- Wake Forest	W	8-2

— 1925 —

Overall: 9-9-0

Head Coach: Bill Towe

- Elon	W	16-0
- NC State	L	4-5
- Greensboro (league)	L	2-17
- Wake Forest	L	3-4
- Navy	L	1-4
- Durham Bulls	L	3-4
- Guilford	W	9-4
- Davidson	W	9-2
- NC State	L	4-9
- VMI	L	4-8
- Johns Hopkins	W	15-1
- North Carolina	W	5-2
- North Carolina	L	6-7
- Wake Forest	W	8-6
- Davidson	W	9-8
- Guilford	W	9-4
- NC State	L	2-8
- North Carolina	W	10-5

— 1926 —

Overall: 7-12-0

Head Coach: G.B. Whitted

- Elon	W	11-5
- Alumni	L	1-13
- Durham	L	3-8
- Davidson	W	13-2
- South Carolina	W	5-3
- North Carolina	L	4-5
- NC State	L	4-5

- William and Mary	L	4-11
- Virginia	L	5-8
- Navy	W	11-6
- Wake Forest	L	0-9
- Furman	L	7-8
- Clemson	L	3-10
- Davidson	W	8-5
- Wake Forest	L	1-6
- North Carolina	L	7-8
- North Carolina	W	17-9
- NC State	W	3-2
- Wake Forest	L	0-11

— 1927 —

Overall: 8-10-0

Head Coach: G.B. Whitted

- Washington & Lee	L	6-9
- Washington & Lee	L	4-6
- Davidson	W	11-5
- Durham Bulls	W	9-2
- Wake Forest	W	5-2
- Penn State	L	9-10
- Penn	L	5-12
- Durham Bulls	L	2-3
- North Carolina	W	8-7
- North Carolina	L	1-10
- Davidson	W	11-1
- NC State	W	5-3
- NC State	W	7-4
- Maryland	W	7-4
- Georgetown	L	1-12
- Navy	No Data	-
- VPI	L	5-6
- Wake Forest	L	6-9
- North Carolina	L	4-6

— 1928 —

Overall: 13-7-1

Head Coach: G.B. Whitted

- Penn State	W	6-1
- Washington & Lee	W	5-3
- Washington & Lee	L	10-12
- Penn	W	7-6
- Penn	T	8-8
- Princeton	L	3-4
- Penn	W	2-1
- Princeton	No Data	-
- NC State	L	4-8
- Furman	L	3-4
- Wake Forest	L	1-4
- Davidson	W	2-1
- Georgia	No Data	-
- Georgia	No Data	-
- Virginia	W	11-1
- Penn	W	6-1
- Navy	W	5-1
- Maryland	W	6-2
- Georgetown	L	5-14
- North Carolina	W	13-1
- Davidson	W	9-7
- Wake Forest	W	3-1
- NC State	L	10-11
- North Carolina	W	7-5

— 1929 —

Overall: 13-5-0

Head Coach: Jack Coombs

- Penn State	No Data	-
- Penn State		

DUKE BLUE DEVILS

2009 BASEBALL

Yearly Results

— 1930 —

Overall: 17-5-0

Head Coach: Jack Coombs

-	Springfield	W	7-5
-	Washington & Lee	W	15-2
-	Cornell	W	10-3
-	Navy	W	12-6
-	Wake Forest	W	9-3
-	Maryland	W	5-2
-	NC State	L	5-6
-	Wake Forest	W	6-2
-	Georgia	L	6-7
-	West Virginia	W	22-11
-	Georgia	W	9-8
-	North Carolina	W	14-5
-	Penn	W	9-5
-	Villanova	W	14-2
-	Princeton	W	1-1
-	NYU	L	7-12
-	Navy	L	7-8
-	Virginia	W	15-8
-	NC State	W	3-2
-	Davidson	L	0-5
-	Davidson	W	7-1
-	North Carolina	W	15-2

— 1931 —

Overall: 11-4-0

Head Coach: Jack Coombs

-	Cornell	W	7-1
-	Penn State	W	6-5
-	Wake Forest	W	3-1
-	NC State	W	5-3
-	Wake Forest	W	7-2
-	Davidson	W	4-1
-	Penn	L	10-11
-	Princeton	W	6-5
-	Fordham	L	2-3
-	NYU	W	12-11
-	Navy	L	8-13
-	NC State	W	6-4
-	Davidson	W	5-1
-	North Carolina	W	8-4
-	North Carolina	L	2-6

— 1932 —

Overall: 15-7-0

Head Coach: Jack Coombs

Mar 28	Marshall	W	9-5
Mar 28	Marshall	W	9-4
Mar 30	Maryland	W	5-3
Apr 2	Elon	W	10-4
Apr 6	Delaware	W	8-2
Apr 9	Guilford	W	8-1
Apr 13	Davidson	W	8-1
Apr 15	VMI	W	11-1
Apr 16	NC State	L	1-3
Apr 20	VPI	W	7-5
Apr 23	North Carolina	W	6-2
Apr 27	Wake Forest	L	5-6
Apr 30	NC State	W	9-2
May 3	Princeton	L	3-4
May 4	Fordham	L	5-13
May 5	Maryland	W	7-4
May 6	Washington & Lee	L	1-4
May 7	VMI	L	4-5
May 11	Davidson	W	10-2
May 13	VPI	W	17-2
May 14	North Carolina	W	3-2
May 18	Wake Forest	L	1-3

— 1933 —

Overall: 12-7-0

Head Coach: Jack Coombs

-	Michigan State	W	8-7
-	Elon	W	6-3
-	VPI	W	6-2
-	Guilford	L	7-8
-	Durham Bulls	L	4-14
-	Durham Bulls	W	7-1
-	Maryland	W	8-1
-	Maryland	W	5-2
-	NC State	W	5-1
-	Wake Forest	L	0-3
-	NC State	L	3-5
-	Princeton	W	8-7
-	Fordham	W	3-1
-	Manhattan	W	5-2

-	Davidson	L	3-9
-	North Carolina	L	1-2
-	Davidson	W	7-4
-	Wake Forest	W	4-2
-	North Carolina	L	1-2
-	VPI	No Data	
-	Maryland	No Data	
-	George Washington	No Data	

— 1934 —

Overall: 20-4-0

Head Coach: Jack Coombs

-	Michigan State	W	14-4
-	Clemson	W	7-5
-	Clemson	L	5-10
-	South Carolina	W	3-2
-	South Carolina	W	14-4
-	NC State	W	7-5
-	Davidson	L	4-5
-	Davidson	W	12-1
-	Guilford	W	11-7
-	NC State	W	6-5
-	Wake Forest	W	5-1
-	Davidson	W	5-1
-	Davidson	W	4-2
-	NC State	W	4-1
-	Georgetown	W	16-1
-	Maryland	W	7-1
-	Princeton	W	7-4
-	Temple	W	13-5
-	Wake Forest	W	12-8
-	Wake Forest	W	11-7
-	Wake Forest	W	6-3
-	North Carolina	L	3-4
-	North Carolina	W	15-1
-	North Carolina	L	4-7
-	Maryland	No Data	
-	NC State	No Data	
-	Elon	No Data	
-	Fordham	No Data	
-	West Chester	No Data	

— 1935 —

Overall: 24-3-0

Head Coach: Jack Coombs

-	Chatham Mills	W	6-4
-	Chatham Mills	W	11-10
-	Clemson	W	12-8
-	Clemson	L	0-3
-	Elon	W	10-2
-	Michigan	W	4-1
-	Wake Forest	L	1-5
-	Guilford	W	6-4
-	Davidson	W	5-1
-	Davidson	W	6-3
-	NC State	W	9-1
-	Davidson	W	3-2
-	Davidson	W	13-0
-	South Carolina	W	13-1
-	South Carolina	W	7-2
-	Wake Forest	W	8-6
-	NC State	W	10-4
-	Wake Forest	W	10-7
-	Georgetown	W	4-1
-	Maryland	L	4-12
-	Princeton	W	13-0
-	Fordham	L	10-4
-	Navy	W	3-1
-	NC State	W	11-5
-	North Carolina	W	7-2
-	North Carolina	W	4-1
-	North Carolina	W	14-1
-	Wake Forest	No Data	
-	West Chester	No Data	
-	NC State	No Data	
-	North Carolina	No Data	

— 1936 —

Overall: 18-7-0

Head Coach: Jack Coombs

-	Chatham Mills	W	5-4
-	Elon	W	6-3
-	Davidson	W	8-4
-	Davidson	W	14-2
-	Rutgers	W	6-1
-	NC State	W	2-1
-	Georgetown	W	2-1
-	Georgetown	L	4-7

-	NC State	W	14-3
-	Davidson	W	7-1
-	Davidson	W	3-1
-	NC State	W	6-4
-	Wake Forest	L	2-6
-	Wake Forest	L	3-13
-	Wake Forest	L	10-13
-	Wake Forest	W	8-2
-	Maryland	L	8-13
-	Princeton	W	6-4
-	Army	W	16-4
-	St. Johns	W	7-1
-	Rutgers	W	14-1
-	Navy	W	17-1
-	NC State	L	3-6
-	North Carolina	L	6-7
-	North Carolina	W	5-4

— 1937 —

Overall: 22-2-0

Head Coach: Jack Coombs

-	V.P.I.	W	10-4
-	V.P.I.	W	4-2
-	Michigan State	W	12-7
-	Davidson	W	16-11
-	Davidson	W	29-4
-	Rutgers	W	16-7
-	Elon	W	9-1
-	NC State	W	12-3
-	Davidson	W	7-2
-	Davidson	W	13-0
-	Wake Forest	L	2-5
-	NC State	W	8-5
-	Wake Forest	W	6-3
-	Wake Forest	W	4-1
-	Maryland	W	2-1
-	W. Chester Teachers	L	9-13
-	Princeton	W	8-1
-	St. Johns	W	3-1
-	Rutgers	W	16-3
-	NC State	W	11-2
-	NC State	W	3-1
-	North Carolina	W	18-1
-	North Carolina	W	12-11
-	North Carolina	W	4-1
-	Wake Forest	No Data	
-	Navy	No Data	

— 1938 —

Overall: 18-3-0

Head Coach: Jack Coombs

-	Richmond	W	28-0
-	Dartmouth	W	23-8
-	Wake Forest	W	3-1
-	Davidson	W	7-1
-	NC State	L	2-6
-	Maryland	W	9-7
-	Maryland	W	8-2
-	Wake Forest	L	2-7
-	NC State	L	3-5
-	Davidson	W	13-1
-	NC State	W	7-5
-	Wake Forest	W	4-3
-	Navy	W	2-1
-	W. Chester Teachers	W	14-12
-	Seton Hall	W	4-3
-	Army	W	12-3
-	St. Johns	W	6-1
-	Lafayette	W	7-2
-	North Carolina	W	4-1
-	North Carolina	W	10-8
-	North Carolina	W	5-3
-	Elon	No Data	
-	Philadelphia (A.L.)	No Data	
-	Maryland	No Data	
-	Davidson	No Data	

— 1939 —

Overall: 22-2-0

Head Coach: Jack Coombs

-	Springfield	W	33-1
-	Colby	W	26-8
-	Michigan State	W	3-1
-	Harvard	W	12-10
-	Philadelphia (A.L.)	L	2-19
-	Davidson	W	16-10
-	Pittsburg	W	13-6
-	Pittsburg	W	19-3

-	Wake Forest	W	14-5
-	NC State	W	5-1
-	Wake Forest	W	6-5
-	NC State	W	7-4
-	Davidson	W	8-5
-	Davidson	W	12-4
-	Maryland	L	8-9
-	Princeton	W	5-3
-	Army	W	5-3
-	St. Johns	W	12-4
-	Penn A.C.	W	4-2
-	Navy	W	8-7
-	NC State	W	10-1
-	North Carolina	W	6-5
-	North Carolina	W	21-14
-	North Carolina	W	12-4
-	Elon	W	3-1
-	Washington & Lee	No Data	
-	Wake Forest	No Data	

— 1940 —

Overall: 16-7-0

Head Coach: Jack Coombs

-	Pennsylvania	W	19-6
-	Pennsylvania	W	8-7
-	West Chester	W	2-1
-	Colby	W	8-1
-	Pittsburgh	W	10-9
-	Harvard	W	14-0
-	May Hosiery	L	1-5
-	Washington & Lee	W	19-0
-	Michigan	W	13-6
-	Davidson	W	12-2
-	Wake Forest	L	3-17
-	Davidson	W	24-2
-	NC State	W	5-2
-	Wake Forest	L	1-6
-	Maryland	L	1-6
-	Princeton	W	5-4
-	Army	W	10-1
-	Navy	W	10-1
-	Wake Forest	L	0-4
-	NC State	W	5-4
-	North Carolina	L	3-26
-	North Carolina	W	6-3
-	North Carolina	L	2-8
-	Maryland	No Data	
-	Elon	No Data	
-	St. Johns	No Data	
-	Penn A.C.	No Data	

— 1941 —

Overall: 14-11-0

Head Coach: Jack Coombs

-	South Carolina	W	9-5
-	Presbyterian	L	1-5
-	McCrary Eagles	L	1-5
-	Randolph-Macon	W	4-2
-	Cornell	L	5-8
-	Wash. And Lee	W	6-3
-	Davidson	W	6-3
-	V.P.I.	W	12-2
-	Davidson	W	7-1
-	Elon	W	6-1
-	St. Johns	W	8-1
-	NC State	W	7-1
-	Wake Forest	W	8-6
-	Wake Forest	L	1-8
-	Villanova	W	6-5
-	Princeton	L	1-2
-	Fordham	L	1-8
-	St. Johns	L	2-8
-	Penn A.C.	L	9-10
-	Navy	L	3-4
-	Wake Forest	W	6-2
-	NC State	W	10-4
-	North Carolina	L	7-14
-	North Carolina	L	4-6
-	North Carolina	W	6-1
-	Furman	No Data	
-	Elon	No Data	
-	Pittsburgh	No Data	

— 1942 —

Overall: 15-7-0

Head Coach: Jack Coombs

-	South Carolina	W	10-1
-	South Carolina	W	9-4

-	Clemson	W	5-2
-	Clemson	W	14-3
-	Furman	W	19-13
-	Cornell	W	7-3
-	Maryland	W	8-3
-	Maryland	W	5-3
-	Virginia Tech	L	6-10
-	South Carolina	W	13-0
-	Davidson	W	9-3
-	Wake Forest	W	6-4
-	NC State	W	5-4
-	Wake Forest	L	8-9
-	Davidson	W	10-3
-	NC State	W	3-2
-	Hanes Knitters	L	10-13

DUKE BLUE DEVILS

2009 BASEBALL Yearly Results

RECORD BOOK

May 13	Carolina Pre-Flight	W	6-1
May 17	NC State	W	12-1
May 20	Navy	L	4-5
May 27	Carolina	W	8-1
May 31	Greensboro BTC	L	3-16
Jun 3	Carolina	W	8-4
Jun 7	Carolina Pre-Flight	L	0-1
Jun 10	Carolina	W	5-4

— 1945 —

Overall: 9-7-0

Head Coach: Jack Coombs

Apr 21	Cherry Point	L	3-4
Apr 26	Camp Butner	L	2-8
Apr 28	NC State	W	9-1
May 2	NC State	W	5-2
May 5	Carolina Pre-Flight	W	10-9
May 9	NC State	L	7-8
May 12	NC State	W	16-15
May 16	Carolina Pre-Flight	L	9-13
May 19	Navy	W	9-1
May 23	UNC	W	10-4
May 26	Carolina Pre-Flight	L	8-12
May 30	UNC	W	3-2
Jun 2	Camp Butner	W	14-4
Jun 6	UNC	L	3-16
Jun 9	UNC	L	3-4
Jun 13	Carolina Pre-Flight	W	4-3

— 1946 —

Overall: 15-8-0

Head Coach: Jack Coombs

Mar 26	Michigan State	L	3-5
Apr 3	Ohio	W	5-4
Apr 6	V.P.I.	W	12-2
Apr 12	South Carolina	W	5-3
Apr 13	South Carolina	W	18-2
Apr 18	Wake Forest	W	13-7
Apr 20	NC State	W	11-1
Apr 22	Maryland	L	2-4
Apr 24	Davidson	W	12-5
Apr 27	North Carolina	L	2-4
Apr 29	Wake Forest	W	8-2
May 1	NC State	L	3-5
May 8	Wake Forest	L	2-4
May 9	South Carolina	W	5-3
May 10	South Carolina	L	6-10
May 11	North Carolina	W	5-1
May 15	NC State	W	2-1
May 17	Maryland	W	4-2
May 18	Navy	L	3-6
May 22	Wake Forest	W	11-2
May 25	NC State	L	3-4
May 29	North Carolina	W	6-4
Jun 1	North Carolina	W	5-3
-	Marine Institute	No Data	
-	Greensboro ORD	No Data	

— 1947 —

Overall: 18-10-0

Head Coach: Jack Coombs

Mar 24	Davidson	W	13-7
Mar 25	Wofford	W	17-8
Mar 27	South Carolina	L	4-9
Mar 28	Clemson	L	9-10
Mar 29	Clemson	W	13-11
Mar 31	Villanova	W	11-6
Apr 1	Michigan State	L	2-4
Apr 3	Ohio	W	2-1
Apr 4	Ohio	L	5-10
Apr 5	North Carolina	L	2-8
Apr 7	Virginia	L	2-3
Apr 8	Michigan State	L	3-4
Apr 9	Cornell	W	4-1
Apr 12	Wake Forest	W	4-2
Apr 18	North Carolina	W	5-4
Apr 19	NC State	L	0-5
Apr 23	Wake Forest	W	4-2
Apr 24	NC State	L	5-6
Apr 26	Navy	W	6-1
May 1	South Carolina	W	11-5
May 2	South Carolina	W	6-4
May 6	Davidson	W	13-6
May 7	NC State	L	5-8
May 10	Wake Forest	W	11-10
May 12	NC State	W	8-5
May 14	Wake Forest	W	12-8
May 15	UNC	W	15-7

May 17	North Carolina	W	7-2
-	South Carolina	No Data	
-	Quantico Marines	No Data	

— 1948 —

Overall: 15-12-0

Head Coach: Jack Coombs

Mar 22	Rex Mills	L	2-11
Mar 23	Rex Mills	W	19-10
Mar 24	Clemson	W	5-3
Mar 25	Clemson	W	3-2
Mar 26	South Carolina	W	9-6
Mar 27	South Carolina	L	6-10
Mar 29	Pennsylvania	W	11-10
Mar 30	Cornell	W	18-15
Apr 2	Ohio	W	6-5
Apr 3	Ohio	L	4-5
Apr 5	Quantico Marines	L	5-8
Apr 6	Yale	W	10-1
Apr 1	NC State	L	14-18
Apr 15	Wake Forest	L	4-7
Apr 17	NC State	W	5-1
Apr 22	North Carolina	L	5-6
Apr 24	Wake Forest	L	8-11
Apr 26	Davidson	L	5-9
Apr 28	Wake Forest	L	9-12
Apr 30	South Carolina	W	6-3
May 1	South Carolina	W	8-7
May 4	North Carolina	W	6-4
May 8	Wake Forest	W	2-1
May 12	NC State	W	8-1
May 15	North Carolina	W	3-2
May 19	NC State	L	4-9
May 22	North Carolina	L	8-10
-	Michigan State	No Data	
-	Cornell	No Data	

— 1949 —

Overall: 12-17-2

Head Coach: Jack Coombs

Mar 21	Mercer	W	10-6
Mar 22	Mercer	L	6-8
Mar 24	Rollins	W	8-7
Mar 25	Rollins	L	7-8
Mar 26	Rollins	L	2-11
Mar 29	Georgia	L	4-8
Mar 29	Georgia	W	5-3
Mar 30	Clemson	L	3-13
Mar 31	Clemson	W	18-16
Apr 1	South Carolina	L	6-7
Apr 2	South Carolina	L	3-4
Apr 4	Yale	T	8-8
Apr 6	Yale	T	9-9
Apr 7	W. (& M.)	L	0-3
Apr 9	Wake Forest	L	3-6
Apr 13	NC State	L	7-8
Apr 14	South Carolina	W	6-2
Apr 15	South Carolina	W	9-5
Apr 16	Maryland	W	5-2
Apr 18	North Carolina	L	2-8
Apr 20	Davidson	W	10-5
Apr 23	Wake Forest	L	5-6
Apr 26	North Carolina	L	1-3
Apr 28	Wake Forest	L	1-3
May 2	NC State	W	7-4
May 3	North Carolina	L	3-4
May 7	NC State	L	3-5
May 13	Wake Forest	L	1-13
May 14	North Carolina	W	11-9
May 18	NC State	W	3-2
May 21	North Carolina	W	6-1

— 1950 —

Overall: 11-18-1

Head Coach: Jack Coombs

Mar 27	Georgia	L	3-10
Mar 28	Georgia	L	3-10
Mar 29	Clemson	W	9-8
Mar 30	Clemson	L	6-17
Mar 31	South Carolina	W	7-4
Apr 1	South Carolina	T	5-5
Apr 3	Yale	L	5-8
Apr 4	Yale	W	4-2
Apr 5	West Virginia	W	9-3
Apr 6	West Virginia	W	9-5
Apr 8	NC State	L	2-5
Apr 10	North Carolina	L	2-3
Apr 12	Navy	W	11-1

Apr 14	South Carolina	L	6-8
Apr 15	South Carolina	W	5-4
Apr 19	Wake Forest	L	0-5
Apr 21	NC State	L	2-4
Apr 22	North Carolina	W	12-3
Apr 26	NC State	L	2-10
Apr 27	Davidson	W	16-5
May 2	Wake Forest	L	3-12
May 3	Wake Forest	W	7-2
May 5	NC State	L	4-7
May 6	Davidson	W	8-4
May 8	Wake Forest	L	1-8
May 11	North Carolina	L	5-6
May 13	Wake Forest	L	0-2
May 15	North Carolina	L	0-5
May 17	NC State	L	4-5
May 20	North Carolina	L	1-2

— 1951 —

Overall: 17-8-0

Head Coach: Jack Coombs

Mar 21	Indiana	W	23-1
Mar 22	Indiana	W	12-1
Mar 23	Michigan State	W	7-6
Mar 24	Michigan State	L	5-8
Mar 30	South Carolina	W	12-7
Mar 31	South Carolina	W	6-1
Apr 3	Yale	W	3-1
Apr 4	Yale	L	9-11
Apr 7	Wake Forest	W	8-1
Apr 11	NC State	L	10-12
Apr 14	South Carolina	W	7-6
Apr 18	Wake Forest	W	5-2
Apr 21	North Carolina	W	8-7
Apr 24	North Carolina	L	0-14
Apr 26	Clemson	L	3-4
Apr 28	Davidson	W	14-5
Apr 30	North Carolina	L	2-3
May 2	NC State	W	5-1
May 5	NC State	L	2-3
May 8	NC State	W	9-8
May 9	Wake Forest	W	13-3
May 12	North Carolina	L	2-10
May 14	Wake Forest	W	8-1
May 18	Maryland	W	11-1
May 19	Clemson	W	5-1

— 1952 —

Overall: 31-7-0

COLLEGE WORLD SERIES

Head Coach: Jack Coombs

Mar 25	South Carolina	W	3-1
Mar 26	Furman	W	6-1
Mar 27	Furman	W	4-1
Mar 28	Clemson	W	14-8
Mar 29	Clemson	L	9-10
Apr 2	Yale	W	9-2
Apr 3	Yale	W	12-3
Apr 4	Michigan State	W	10-9
Apr 7	Pennsylvania	W	13-4
Apr 8	Pennsylvania	W	13-4
Apr 9	North Carolina	W	4-2
Apr 11	Ohio	L	1-4
Apr 12	NC State	W	13-2
Apr 14	Clemson	W	6-2
Apr 16	Davidson	W	16-1
Apr 17	NC State	W	18-9
Apr 18	Furman	W	20-5
Apr 19	North Carolina	W	13-5

Apr 22	Wake Forest	W	8-1
Apr 24	Davidson	W	11-2
May 1	North Carolina	W	10-2
May 3	Wake Forest	W	6-4
May 6	NC State	L	2-13
May 7	Wake Forest	W	8-7
May 9	Wake Forest	W	14-11
May 10	North Carolina	L	9-13
May 12	NC State	W	6-1
May 15	George Washington	W	7-5
May 16	NC State	L	4-5
May 17	George Washington	W	8-4
May 18	NC State	W	6-1
May 18	NC State	W	8-3
Jun 5	Tennessee	W	7-1
Jun 6	Rollins	W	5-4
Jun 7	Florida	W	4-3
Jun 12	(*)Oregon State	W	18-7
Jun 13	(*)Penn State	L	7-12
Jun 14	(*)Western Michigan	L	1-5

— 1953 —

Overall: 22-10-0

COLLEGE WORLD SERIES

Head Coach: Ace Parker

Mar 25	Furman	L	4-5
Mar 26	Clemson	W	5-4
Mar 28	Davidson	W	11-2
Mar 30	Pennsylvania	W	11-3
Mar 31	Pennsylvania	L	5-6
Apr 1	Lehigh	W	17-14
Apr 2	Michigan State	W	1-1
Apr 3	Michigan State	W	7-3
Apr 4	Williams	L	2-7
Apr 11	Wake Forest	W	8-4
Apr 15	NC State	W	12-4
Apr 18	Davidson	W	15-4
Apr 21	North Carolina	L	2-5
Apr 22	Wake Forest	L	1-4
Apr 25	NC State	W	23-3
Apr 28	Navy	W	4-1
May 2	South Carolina	W	4-1
May 4	North Carolina	W	4-2
May 5	NC State	L	0-5
May 8	Wake Forest	W	4-1
May 9	North Carolina	L	1-3
May 14	George Washington	W	6-4
May 15	North Carolina	W	7-2
May 16	North Carolina	W	5-3
Jun 2	Mississippi State	W	9-1
Jun 3	Georgia	L	4-9
Jun 3	Mississippi State	W	5-4
Jun 4	Georgia	W	9-1
Jun 4	Georgia	W	11-3
Jun 11	(*)Texas	L	1-2
Jun 12	(*)Colorado State	W	3-2
Jun 13	(*)Boston College	L	6-7

— 1954 —

Overall: 10-13-0

ACC: 5-9-0

Head Coach: Ace Parker

Mar 26	Michigan State	W	6-3
Mar 27	Michigan State	L	2-8
Mar 29	South Carolina	W	11-7
Mar 30	South Carolina	L	2-4
Apr 1	Florida State	L	1-4

Apr 2	Florida State	W	6-2
Apr 6	Brown	W	11-5
Apr 9	Williams	W	11-6
Apr 10	Wake Forest	W	14-3
Apr 14	NC State	L	2-3
Apr 19	Maryland	L	7-12
Apr 21	Wake Forest	L	5-8
Apr 23	Clemson	L	4-5
Apr 24	Clemson	W	11-1
Apr 26	George Washington	L	0-2
Apr 26	George Washington	W	5-2
Apr 28	Wake Forest	L	4-5
May 1	NC State	L	3-11
May 4	North Carolina	L	5-6
May 8	Navy	L	3-6
May 17	NC State	W	12-8
May 19	North Carolina	W	4-3
May 21	North Carolina	L	4-8

— 1955 —

Overall: 10-11-0

ACC: 6-6-0

Head Coach: Ace Parker

Mar 28	South Carolina	W	8
--------	----------------	---	---

DUKE BLUE DEVILS

2009 BASEBALL

Yearly Results

Apr 28	North Carolina	W	7-6
May 2	Wake Forest	L	2-7
May 5	NC State	W	7-5
May 7	Maryland	W	9-6
May 8	Virginia	W	10-1
May 14	North Carolina	W	9-5
May 18	NC State	W	9-5

— 1957 —

Overall: 19-8-0

ACC: 10-4-0

ACC CHAMPIONS

Head Coach: Ace Parker

Mar 21	Elon	W	8-7
Mar 23	Delaware	W	6-4
Mar 25	Yale	W	8-4
Mar 26	Michigan State	W	21-5
Mar 27	Florida State	L	0-2
Mar 28	Yale	W	7-3
Mar 29	Michigan State	L	2-3
Mar 30	Florida State	W	8-1
Apr 3	South Carolina	W	10-4
Apr 8	South Carolina	L	3-6
Apr 9	Clemson	W	6-2
Apr 10	Wake Forest	L	5-8
Apr 13	North Carolina	W	9-4
Apr 16	Wake Forest	W	3-2
Apr 19	Clemson	W	6-2
Apr 20	Virginia	W	2-1
Apr 22	Maryland	W	16-3
Apr 27	NC State	W	9-2
May 1	North Carolina	L	5-6
May 3	Maryland	W	6-2
May 4	Virginia	W	8-1
May 7	NC State	L	6-7

1958 —

Overall: 9-11-0

ACC: 7-5-0

Head Coach: Ace Parker

Mar 25	Ohio State	L	3-6
Mar 25	Rollins	L	3-5
Mar 26	Ohio State	L	1-3
Mar 29	South Carolina	W	3-2
Apr 1	Connecticut	L	2-3
Apr 2	Princeton	W	9-6
Apr 3	Massachusetts	L	1-6
Apr 5	Ohio	L	0-9
Apr 7	Maryland	W	4-3
Apr 8	Virginia	W	5-4
Apr 14	Wake Forest	W	9-4
Apr 16	North Carolina	L	2-8
Apr 19	NC State	L	2-4
Apr 21	Maryland	W	9-8
Apr 22	Virginia	W	10-5
Apr 26	NC State	W	5-4
Apr 30	East Carolina	W	8-3
May 1	Clemson	L	1-8

May 3	South Carolina	L	4-7
May 8	North Carolina	L	1-2
May 12	Clemson	W	7-1
ND	Rollins	No Data	
ND	Wake Forest	No Data	
ND	Massachusetts	No Data	

— 1959 —

Overall: 9-16-0

ACC: 5-10-0

Head Coach: Ace Parker

Mar 24	Colby	W	5-4
Mar 28	Michigan	L	2-6
Mar 30	Florida State	W	6-3
Mar 31	Michigan	W	2-1
Apr 1	Illinois	L	3-12
Apr 2	Michigan State	L	2-7
Apr 2	Florida State	L	1-5
Apr 3	Michigan State	W	13-8
Apr 4	Western Michigan	L	3-5
Apr 9	Wake Forest	L	1-4
Apr 14	North Carolina	W	3-2
Apr 17	South Carolina	L	4-8
Apr 24	Virginia	L	3-8
Apr 25	Maryland	L	2-6
Apr 27	NC State	W	7-6
Apr 28	North Carolina	L	1-2
Apr 30	Clemson	L	7-12
May 1	Clemson	L	0-10
May 2	South Carolina	L	3-8
May 5	Wake Forest	W	8-4
May 7	North Carolina	L	1-3
May 9	NC State	W	5-1
May 11	Maryland	L	3-5
May 12	Navy	L	0-5
May 16	Virginia	W	14-6

— 1960 —

Overall: 13-8-1

ACC: 9-4-1

Head Coach: Ace Parker

Mar 28	Rollins	W	8-3
Mar 29	Rollins	W	5-4
Mar 30	Rollins	W	9-1
Mar 31	Florida Southern	W	2-1
Apr 1	Florida Southern	L	1-5
Apr 2	Florida Southern	L	1-2
Apr 9	NC State	W	4-1
Apr 14	Navy	L	0-5
Apr 15	Virginia	T	7-7
Apr 16	Maryland	W	9-1
Apr 19	The Citadel	L	4-8
Apr 22	Wake Forest	W	6-1
Apr 29	North Carolina	L	5-9
Apr 30	Wake Forest	W	1-1
May 2	South Carolina	W	8-1
May 2	South Carolina	W	9-5



The 1957 ACC Championship Team

May 3	Clemson	L	1-6
May 4	Clemson	L	2-4
May 7	NC State	W	5-4
May 10	Virginia	W	5-1
May 10	Virginia	W	6-1
May 14	North Carolina	L	3-6

— 1961 —

Overall: 16-11-0

ACC: 11-3-0

ACC CHAMPIONS COLLEGE WORLD SERIES

Head Coach: Ace Parker

Mar 27	Florida State	L	6-10
Mar 28	Florida State	L	0-4
Mar 29	Florida State	L	5-7
Mar 30	Florida State	L	2-8
Apr 1	Western Michigan	W	10-3
Apr 3	Ohio	L	3-5
Apr 3	Ohio	W	2-1
Apr 7	Clemson	W	8-5
Apr 8	South Carolina	W	8-1
Apr 14	Maryland	W	11-5
Apr 15	Virginia	W	9-2
Apr 18	NC State	L	1-3
Apr 21	North Carolina	L	4-9
Apr 25	NC State	L	1-3
Apr 29	Maryland	W	5-1
May 2	North Carolina	W	10-4
May 5	South Carolina	W	1-1
May 6	Clemson	W	3-1
May 8	Wake Forest	W	12-10
May 10	Wake Forest	W	3-1
May 13	Navy	L	3-4
May 19	Virginia	W	5-1
Jun 9	(*Oklahoma State)	L	3-2
Jun 11	(*Colorado State)	W	15-3
Jun 12	(*Boston College)	L	4-3

(*)— College World Series

— 1962 —

Overall: 13-12-1

ACC: 6-8-0

Head Coach: Ace Parker

Mar 22	Dartmouth	W	2-1
Mar 23	Yale	L	4-9
Mar 26	Amherst	T	5-5
Mar 27	Princeton	W	9-6
Mar 28	Rollins	L	6-7
Mar 29	Amherst	W	5-4
Mar 30	Princeton	W	12-10
Mar 31	Rollins	W	6-3
Apr 4	Delaware	L	7-12
Apr 5	Colby	W	10-2
Apr 6	NC State	W	9-3
Apr 9	South Carolina	L	6-9
Apr 10	Clemson	W	4-3
Apr 14	NC State	L	2-5
Apr 17	Wake Forest	L	5-9
Apr 20	Florida State	L	1-3
Apr 21	Florida State	W	5-4
Apr 27	Maryland	L	2-4
Apr 28	Virginia	W	9-2
May 1	North Carolina	W	6-5
May 2	Wake Forest	L	0-2
May 4	South Carolina	W	12-5
May 5	Clemson	W	7-3
May 8	North Carolina	L	7-8

May 10	Virginia	L	9-11
May 11	Maryland	L	3-9

— 1963 —

Overall: 15-10-0

ACC: 8-6-0

Head Coach: Ace Parker

Mar 25	Nicholls State	L	6-11
Mar 26	Rollins	W	6-1
Mar 27	Amherst	W	4-1
Mar 28	Nicholls State	W	6-4
Mar 29	Rollins	W	13-3
Mar 30	Amherst	W	9-7
Apr 3	Colby	W	6-2
Apr 4	Colby	W	15-1
Apr 5	North Carolina	W	9-1
Apr 8	Wake Forest	L	1-8
Apr 10	NC State	W	2-1
Apr 11	Notre Dame	L	3-4
Apr 13	Notre Dame	L	2-6
Apr 19	Maryland	W	20-0
Apr 20	Virginia	W	7-5
Apr 23	North Carolina	L	1-3
Apr 25	Florida State	L	0-6
Apr 26	South Carolina	L	0-3
Apr 27	Clemson	L	1-5
May 1	Wake Forest	W	5-3
May 3	Clemson	L	4-5
May 4	South Carolina	W	4-1
May 8	NC State	W	3-1
May 10	Maryland	L	3-4
May 11	Virginia	W	8-6

— 1964 —

Overall: 4-21-0

ACC: 0-12-0

Head Coach: Ace Parker

Mar 24	Dartmouth	W	5-4
Mar 25	Dartmouth	L	3-6
Mar 27	Amherst	W	12-4
Mar 28	Florida State U.	L	4-10
Mar 30	Rollins	L	3-5
Mar 31	Colby	L	3-6
Apr 1	Davidson	W	8-5
Apr 2	Rollins	W	10-8
Apr 3	Colby	L	3-4
Apr 4	Davidson	L	2-3
Apr 10	Wake Forest	L	2-4
Apr 15	East Carolina	L	4-12
Apr 17	Maryland	L	5-7
Apr 18	Virginia	L	0-5
Apr 20	The Citadel	L	3-7
Apr 21	North Carolina	L	2-6
Apr 24	Clemson	L	3-5
Apr 25	South Carolina	L	2-7
May 1	South Carolina	L	2-3
May 4	East Carolina	L	1-5
May 6	NC State	L	1-3
May 8	Virginia	L	1-2
May 9	Maryland	L	5-6
May 12	Wake Forest	L	0-12
May 13	North Carolina	L	2-5

— 1965 —

Overall: 8-17-0

ACC: 5-9-0

Head Coach: Ace Parker

Mar 24	Dartmouth	W	6-1
Mar 29	Wake Forest	L	0-2

Mar 30	Wake Forest	L	1-3
Mar 30	Florida State	L	1-11
Apr 1	Michigan State	L	0-4
Apr 2	Wake Forest	L	3-4
Apr 2	Michigan State	L	2-4
Apr 3	Florida State	L	4-9
Apr 7	NC State	W	2-1
Apr 9	Virginia	L	1-3
Apr 10	Maryland	W	3-2
Apr 12	East Carolina	W	6-5
Apr 13	North Carolina	W	5-4
Apr 17	Wake Forest	W	8-6
Apr 22	Florida State	L	2-11
Apr 23	Clemson	L	2-10
Apr 24	South Carolina	L	2-3
Apr 30	Virginia	L	3-8
May 1	Maryland	L	0-2
May 3	East Carolina	W	6-2
May 4	NC State	W	7-4
May 5	Wake Forest	L	1-8
May 7	Clemson	L	0-8
May 8	South Carolina	L	1-2
May 11	North Carolina	L	3-5

— 1966 —

Overall: 8-16-0

ACC: 4-9-0

Head Coach: James Bly

Mar 21	Kent State	W	7-6
Mar 22	Kent State	W	3-2
Mar 23	Dartmouth	L	7-8
Mar 24	Dartmouth	L	1-5
Mar 28	Miami	W	3-1
Mar 29	Miami	W	5-4
Mar 31	Jacksonville	L	8-9
Apr 1	South Carolina	L	1-8
Apr 2	Clemson	L	0-11
Apr 6	Connecticut	L	6-9
Apr 7	Connecticut	L	7-8
Apr 9	Wake Forest	L	3-4
Apr 11	East Carolina	L	5-7
Apr 12	NC State	L	1-10
Apr 15	Maryland	L	0-4
Apr 16	Virginia	W	3-1
Apr 19	North Carolina	L	1-8
Apr 23	South Carolina	W	7-2
Apr 26	Wake Forest	L	1-2
Apr 29	Virginia	W	4-1
Apr 30	Maryland	W	3-2
May 3	NC State	L	3-7
May 5	East Carolina	L	6-7
May 10	North Carolina	L	4-10

* Ace Parker resigned as head coach on March 25. Assistant James Bly took over head coaching duties.

— 1967 —

Overall: 9-20-0

ACC: 2-12-0

Head Coach: James Bly

Mar 20	Kent State	W	3-1
Mar 22	Dartmouth	W	5-1
Mar 23	Dartmouth	L	2-4
Mar 25	Rollins	L	2-5
Mar 27	Michigan State	L	1-10
Mar 28	Michigan State	W	5-3
Mar 30	Miami	L	0-3
Mar 30	Michigan State	W	4-3
Mar 31	Wesleyan	W	4-2

Record Book

National Collegiate Athletic Association
FIFTEENTH ANNUAL

COLLEGE World Series



DUKE BLUE DEVILS

2009 BASEBALL

Yearly Results

record book

Mar 31	Michigan State	W	12-4
Apr 1	Miami	L	4-8
Apr 3	Colby	W	7-3
Apr 4	Colby	L	5-10
Apr 7	Maryland	L	1-6
Apr 8	Virginia	L	4-6
Apr 11	North Carolina	W	3-1
Apr 12	East Carolina	L	2-6
Apr 14	South Carolina	L	2-6
Apr 15	Clemson	W	10-3
Apr 18	Wake Forest	L	1-4
Apr 21	Virginia	L	3-10
Apr 22	Maryland	L	0-7
Apr 25	NC State	L	9-11
Apr 29	North Carolina	L	1-3
May 2	East Carolina	L	3-4
May 5	Clemson	L	0-4
May 6	South Carolina	L	3-5
May 9	Wake Forest	L	1-4
May 13	NC State	L	6-11

— 1968 —

Overall: 12-19-0

ACC: 7-13-0

Head Coach: Tom Butters

Mar 18	Kent State	L	2-4
Mar 19	Kent State	L	9-20
Mar 22	Adelphi	W	8-7
Mar 25	Tampa	W	10-4
Mar 26	Tampa	W	17-4
Mar 27	St. Leo	L	0-10
Mar 28	St. Leo	W	6-1
Mar 29	South Florida	L	3-4
Mar 30	South Florida	L	5-6
Apr 2	Colby	W	15-2
Apr 6	South Carolina	L	6-7
Apr 6	South Carolina	L	0-6
Apr 12	Virginia	W	6-3
Apr 12	Virginia	W	6-1
Apr 13	Maryland	L	0-5
Apr 17	NC State	L	2-3
Apr 17	NC State	L	2-10
Apr 20	Wake Forest	W	5-4
Apr 20	Wake Forest	W	6-5
Apr 23	NC State	L	3-10
Apr 27	North Carolina	L	4-6
Apr 30	Wake Forest	L	2-10
May 3	Virginia	L	2-6
May 4	Maryland	L	0-4
May 4	Maryland	W	2-1
May 6	East Carolina	L	1-2
May 10	South Carolina	L	5-4
May 11	Clemson	L	3-5
May 11	Clemson	W	7-1
May 15	North Carolina	L	2-6
May 15	North Carolina	L	0-2

— 1969 —

Overall: 14-18-1

ACC: 7-13-0

Head Coach: Tom Butters

Mar 15	East Carolina	W	7-5
Mar 25	Tampa	L	1-4
Mar 25	Tampa	L	0-4
Mar 26	Tampa	L	0-4
Mar 27	St. Leo	W	8-4
Mar 28	Florida Southern	L	3-7
Mar 29	Florida Southern	L	1-7
Mar 31	Cornell	W	7-4
Apr 2	Marietta	W	2-1
Apr 2	Marietta	W	3-2
Apr 3	Towson	T	4-4
Apr 7	Clemson	W	13-6
Apr 12	NC State	L	2-5
Apr 17	Virginia	L	1-8
Apr 17	Virginia	W	1-1
Apr 22	North Carolina	L	1-5
Apr 24	Jacksonville	W	7-2
Apr 25	South Carolina	W	1-1
Apr 25	South Carolina	W	2-1
Apr 29	NC State	W	2-1
Apr 29	NC State	L	1-9
May 2	Virginia	L	1-6
May 3	Maryland	L	2-5
May 3	Maryland	L	5-6
May 6	Wake Forest	W	7-6
May 9	S. Carolina	L	1-4
May 10	Clemson	L	5-8

May 10	Clemson	L	2-7
May 13	Wake Forest	W	12-10
May 13	Wake Forest	L	3-5
May 17	North Carolina	L	0-5
May 17	North Carolina	L	4-7

— 1970 —

Overall: 17-16-0

ACC: 10-11-0

Head Coach: Tom Butters

Mar 14	East Carolina	W	1-1
Mar 23	Yale	L	1-3
Mar 24	Toledo	W	3-2
Mar 25	Massachusetts	L	2-6
Mar 26	South Carolina	L	2-3
Mar 27	Princeton	L	7-8
Mar 28	South Carolina	W	3-2
Mar 30	Towson State	W	1-1
Mar 30	Towson State	W	13-1
Apr 3	Columbia	W	12-1
Apr 4	South Carolina	W	5-4
Apr 4	South Carolina	W	5-1
Apr 5	Clemson	L	1-3
Apr 10	Virginia	W	8-5
Apr 11	Maryland	L	5-8
Apr 11	Maryland	L	1-3
Apr 14	North Carolina	L	1-2
Apr 18	NC State	L	4-5
Apr 18	NC State	L	1-10
Apr 21	Wake Forest	L	2-1
Apr 24	South Carolina	W	13-3
Apr 29	NC State	W	6-4
May 1	Maryland	W	12-11
May 2	Virginia	L	1-6
May 2	Virginia	L	1-5
May 5	Wake Forest	W	9-3
May 5	Wake Forest	L	3-4
May 9	North Carolina	L	4-5
May 9	North Carolina	L	2-3
May 13	East Carolina	L	5-6
May 15	Raleigh Triangles	W	4-3
May 16	Clemson	W	2-1
May 16	Clemson	W	2-1

— 1971 —

Overall: 15-14-0

ACC: 4-10-0

Head Coach: Enos Slaughter

Mar 20	North Carolina	W	7-1
Mar 22	Bucknell	W	2-1
Mar 22	Bucknell	L	7-12
Mar 23	NC State	L	0-5
Mar 25	Yale	W	7-3
Mar 30	The Citadel	W	6-3
Mar 31	Georgia	L	1-7
Apr 1	Atlanta Baptist	W	5-1
Apr 1	Atlanta Baptist	W	17-1
Apr 3	Furman	L	4-12
Apr 4	Clemson	L	4-5
Apr 9	Virginia	L	0-3
Apr 10	Maryland	L	1-3
Apr 13	North Carolina	L	1-2
Apr 16	South Carolina	W	3-2
Apr 16	South Carolina	W	4-3
Apr 20	Wake Forest	L	0-5
Apr 22	East Carolina	W	7-1
Apr 24	Davidson	W	7-5
Apr 24	Davidson	W	4-2
Apr 28	NC State	L	0-7
Apr 29	Davidson	W	4-2
May 1	Maryland	W	2-1
May 2	Virginia	L	0-3
May 4	Wake Forest	L	5-11
May 7	North Carolina	W	7-3
May 9	East Carolina	L	4-10
May 10	Wake Forest	W	9-3
May 12	Clemson	L	2-5

— 1972 —

Overall: 12-16-0

ACC: 3-7-0

Head Coach: Enos Slaughter

Mar 6	West Liberty	L	2-4
Mar 6	West Liberty	W	7-1
Mar 12	Central Michigan	W	5-4
Mar 12	Central Michigan	W	12-1
Mar 15	East Carolina	L	3-4
Mar 18	South Carolina	L	2-3

Mar 18	South Carolina	W	1-1
Mar 20	Florida	W	6-5
Mar 21	Florida	L	0-3
Mar 22	Jacksonville	L	1-12
Mar 23	Georgia Tech	L	10-21
Mar 24	Georgia Tech	L	1-20
Mar 29	North Carolina	W	12-3
Apr 4	NC State	W	2-1
Apr 5	Columbia	L	6-10
Apr 6	East Carolina	W	4-1
Apr 7	Furman	W	5-4
Apr 9	UNC Wilmington	W	3-2
Apr 15	Virginia	W	4-2
Apr 16	Maryland	L	0-4
Apr 18	Davidson	W	18-4
Apr 19	NC State	L	1-2
Apr 24	Davidson	L	6-9
Apr 27	North Carolina	L	1-8
Apr 27	North Carolina	L	2-6
Apr 29	Maryland	L	1-2
Apr 29	Maryland	L	7-18
Apr 30	Virginia	L	3-4

— 1973 —

Overall: 7-17-0

ACC: 2-10-0

Head Coach: Enos Slaughter

Mar 13	East Carolina	L	0-4
Mar 14	High Point	L	3-5
Mar 16	William & Mary	W	2-1
Mar 16	William & Mary	L	2-10
Mar 18	Maryland	L	1-5
Mar 19	East Carolina	L	0-6
Mar 20	Pembroke	L	0-9
Mar 22	UNC Wilmington	W	5-4
Mar 22	UNC Wilmington	L	0-11
Mar 23	The Citadel	W	3-2
Mar 24	Furman	W	7-6
Mar 28	Wake Forest	W	5-2
Mar 29	Franklin & Marshall	W	4-1
Apr 3	NC State	L	4-5
Apr 3	NC State	L	2-5
Apr 5	North Carolina	L	3-4
Apr 10	North Carolina	W	2-1
Apr 13	Maryland	L	2-3
Apr 14	Virginia	L	0-8
Apr 14	Virginia	L	3-6
Apr 16	Wake Forest	L	1-15
Apr 17	Clemson	L	7-9
Apr 17	Clemson	L	3-4
Apr 19	(&)NC State	L	1-9

— 1974 —

Overall: 9-16-0

ACC: 3-8-0

Head Coach: Enos Slaughter

Mar 8	East Carolina	L	6-11
Mar 11	South Carolina	L	4-8
Mar 11	South Carolina	L	1-9
Mar 13	East Carolina	W	3-2
Mar 14	Pfeiffer	L	6-8
Mar 15	UNC Wilmington	W	7-6
Mar 19	Pembroke	W	5-1
Mar 19	Pembroke	L	5-6
Mar 22	Appalachian State	W	3-2
Mar 23	Western Carolina	L	2-3
Mar 23	Western Carolina	L	1-2
Mar 27	Eastern Michigan	W	3-1
Mar 27	Eastern Michigan	W	3-2
Mar 28	North Carolina	L	0-8
Mar 31	Clemson	L	1-18
Apr 2	Wake Forest	W	7-3
Apr 6	Maryland	L	4-6
Apr 7	Virginia	L	1-12
Apr 10	NC State	L	2-4
Apr 10	NC State	W	12-6
Apr 11	Wake Forest	W	4-3
Apr 14	North Carolina	L	1-7
Apr 20	Virginia	L	1-2
Apr 21	Maryland	L	2-6
Apr 25	(&)NC State	L	6-7

— 1975 —

Overall: 9-18-0

ACC: 2-10-0

Head Coach: Enos Slaughter

Mar 7	Wake Forest	W	1-1
Mar 7	Wake Forest	L	1-10
Mar 8	High Point	L	4-11
Mar 6	East Carolina	W	8-2
Mar 6	East Carolina	L	0-15
Mar 7	UNC Wilmington	W	10-8
Mar 8	Western Carolina	L	0-3
Mar 8	Western Carolina	W	3-2
Mar 20	Appalachian State	W	8-1
Mar 20	Appalachian State	L	1-9
Mar 25	NC State	L	1-2
Mar 27	North Carolina	W	5-4
Mar 28	East Carolina	W	5-3
Apr 1	Wake Forest	L	6-11
Apr 1	Wake Forest	W	5-1
Apr 3	Delaware	L	1-5
Apr 4	Pfeiffer	W	3-1
Apr 5	Maryland	L	4-8
Apr 6	Virginia	L	3-7
Apr 9	NC State	L	3-10
Apr 12	Clemson	L	3-14
Apr 12	Clemson	L	1-8
Apr 13	North Carolina	L	1-5
Apr 18	Virginia Tech	W	4-2
Apr 18	Virginia Tech	L	8-9
Apr 19	Virginia	L	9-13
Apr 20	Maryland	L	7-9
Apr 24	(&)NC State	L	0-12

Mar 4	High Point	L	1-10
Mar 4	High Point	L	4-11
Mar 6	East Carolina	W	8-2
Mar 6	East Carolina	L	0-15
Mar 7	UNC Wilmington	W	10-8
Mar 8	Western Carolina	L	0-3
Mar 8	Western Carolina	W	3-2
Mar 20	Appalachian State	W	8-1
Mar 20	Appalachian State	L	1-9
Mar 25	NC State	L	1-2
Mar 27	North Carolina	W	5-4
Mar 28	East Carolina	W	5-3
Apr 1	Wake Forest	L	6-11
Apr 1	Wake Forest	W	5-1
Apr 3	Delaware	L	1-5
Apr 4	Pfeiffer	W	3-1
Apr 5	Maryland	L	4-8
Apr 6	Virginia	L	3-7
Apr 9	NC State	L	3-10
Apr 12	Clemson	L	3-14
Apr 12	Clemson	L	1-8
Apr 13	North Carolina	L	1-5
Apr 18	Virginia Tech	W	4-2
Apr 18	Virginia Tech	L	8-9
Apr 19	Virginia	L	9-13
Apr 20	Maryland	L	7-9
Apr 24	(&)NC State	L	0-12

— 1976 —

Overall: 7-23-0

ACC: 1-11-0

Head Coach: Enos Slaughter

Mar 4	South Carolina	L	3-7
Mar 4	South Carolina	L	1-16
Mar 5	High Point	W	8-6
Mar 7	Valdosta State	L	6-7
Mar 9	Stetson	L	3-11
Mar 9	Stetson	L	0-4
Mar 10	Florida Southern	W	7-5
Mar 10	Florida Southern	L	0-6
Mar 11	Rollins	L	5-9
Mar 12	Rollins	L	3-18
Mar 17	Old Dominion	L	3-6
Mar 19	Pfeiffer	W	4-3
Mar 20	Guilford	W	5-2
Mar 20	Guilford	W	2-1
Mar 21	East Carolina	L	7-11
Mar 21	East Carolina	L	1-4
Mar 23	Wake Forest	L	2-7
Mar 23			

DUKE BLUE DEVILS

2009 BASEBALL

Yearly Results

Mar 10	Case Western	W	23-5
Mar 11	Case Western	W	14-1
Mar 11	Case Western	11	0-6
Mar 15	North Carolina	L	1-4
Mar 17	SE Massachusetts	L	6-13
Mar 18	SE Massachusetts	W	5-1
Mar 19	Massachusetts	W	7-3
Mar 20	Massachusetts	W	6-3
Mar 23	Wake Forest	L	4-8
Mar 26	NC State	L	9-13
Mar 27	Central Conn.	W	7-5
Mar 28	Central Conn.	W	7-6
Mar 31	Thomas	W	9-1
Apr 2	Gulford	W	22-6
Apr 5	Maryland	L	2-10
Apr 5	Maryland	L	1-7
Apr 6	Virginia	L	5-7
Apr 7	Longwood	W	5-9
Apr 9	North Carolina	L	3-4
Apr 10	N.C. Wesleyan	W	16-4
Apr 11	Georgia Tech	W	11-2
Apr 12	Georgia Tech	W	4-3
Apr 16	NC State	L	11-19
Apr 17	St. Andrews	W	12-2
Apr 17	St. Andrews	W	16-5
Apr 20	Wake Forest	L	5-7
Apr 22	(&)North Carolina	L	6-13

— 1981 —

Overall: 29-10-0

ACC: 6-6-0

Head Coach: Tom D'Armi

Mar 2	St. Andrews	W	20-2
Mar 3	Gulford	W	7-2
Mar 5	Virginia Wesleyan	W	4-3
Mar 7	John Carroll	W	5-1
Mar 7	John Carroll	W	12-3
Mar 9	Georgia Tech	W	2-1
Mar 10	Georgia Tech	W	3-2
Mar 12	Clemson	L	4-7
Mar 13	Clemson	L	7-8
Mar 15	Cal. State	W	8-1
Mar 16	Cal. State	W	19-2
Mar 17	Gulford	W	9-7
Mar 18	Westfield State	W	7-1
Mar 18	Westfield State	L	7-8
Mar 19	North Carolina	W	7-6
Mar 20	Lafayette	W	6-4
Mar 22	Virginia	W	5-5
Mar 24	NC State	L	0-1
Mar 25	Princeton	L	5-8
Mar 26	Central Conn.	W	10-2
Mar 27	Central Conn.	W	11-3
Mar 28	William and Mary	W	3-1
Mar 28	William and Mary	W	13-6
Apr 1	N.C. Wesleyan	W	12-2
Apr 3	Gardner-Webb	W	17-2
Apr 4	Mars Hill	W	16-2
Apr 7	Wake Forest	W	2-1
Apr 9	North Carolina	W	8-6
Apr 10	Longwood	W	9-6
Apr 11	Virginia	L	5-9
Apr 14	Gardner-Webb	W	27-3
Apr 15	NC State	L	2-11
Apr 16	Davidson	W	14-12
Apr 18	Wake Forest	L	1-8
Apr 22	(&)Virginia	W	4-3
Apr 23	(&)Clemson	W	1-1
Apr 24	(&)North Carolina	L	5-8
Apr 24	(&)NC State	W	11-7
Apr 25	(&)Clemson	L	2-9

— 1982 —

Overall: 16-13-1

ACC: 3-7-0

Head Coach: Tom D'Armi

Mar 2	Gulford	W	13-7
Mar 4	Mars Hill	W	7-2
Mar 4	Mars Hill	W	6-1
Mar 5	Longwood	T	6-6
Mar 6	Virginia Wesleyan	W	14-5
Mar 9	Muhlenberg	W	10-1
Mar 10	St. Andrews	W	10-2
Mar 11	Muhlenberg	W	9-4
Mar 12	Muhlenberg	L	3-6
Mar 13	Maryland	L	11-12

Mar 19	Clemson	L	3-5
Mar 23	NC State	L	2-11
Mar 24	Central Conn.	W	9-2
Mar 25	Central Conn.	L	3-8
Mar 26	VMI	W	11-1
Mar 27	Washington & Lee	W	10-7
Mar 29	Ohio	W	14-5
Mar 31	NC State	W	7-6
Apr 2	Hampden-Sydney	L	5-6
Apr 6	Wake Forest	W	7-6
Apr 7	Pembroke State	W	8-4
Apr 10	Georgia Tech	W	4-1
Apr 10	Georgia Tech	L	3-5
Apr 11	Catawba	L	5-7
Apr 12	N.C. Wesleyan	W	12-9
Apr 14	North Carolina	L	6-8
Apr 15	Wake Forest	L	8-9
Apr 18	North Carolina	L	0-3
Apr 21	(&)Clemson	L	9-10
Apr 22	(&)NC State	L	5-6

— 1983 —

Overall: 14-12-1

ACC: 1-8-1

Head Coach: Tom D'Armi

Feb 27	High Point	L	1-7
Feb 28	St. Andrews	L	5-6
Mar 2	Gulford	W	8-1
Mar 3	Catawba	W	19-9
Mar 4	Virginia Wesleyan	W	17-7
Mar 6	Clemson	L	2-9
Mar 7	Clemson	L	3-4
Mar 10	Georgia Tech	L	8-15
Mar 11	Georgia Tech	W	25-4
Mar 13	Muhlenberg	W	9-1
Mar 14	Fairleigh-Dickinson	W	12-7
Mar 15	Fairleigh-Dickinson	W	8-3
Mar 16	Bryant	W	13-6
Mar 19	North Carolina	L	3-4
Mar 20	Central Conn.	W	8-4
Mar 20	Central Conn.	W	9-1
Mar 21	Western Maryland	W	22-1
Mar 22	Central Conn.	W	18-10
Mar 23	NC State	L	7-9
Mar 30	North Carolina	L	2-9
Apr 1	Maryland	T	5-5
Apr 13	Wake Forest	L	10-11
Apr 17	Wake Forest	L	2-6
Apr 20	(&)North Carolina	L	2-4
Apr 21	(&)Wake Forest	W	14-13
Apr 22	(&)NC State	W	7-2
Apr 24	(&)Clemson	L	7-14

— 1984 —

Overall: 26-13-0

ACC: 3-8-0

Head Coach: Tom D'Armi

Feb 26	Atlantic Christian	L	5-6
Feb 26	Atlantic Christian	W	5-3
Mar 1	Virginia Wesleyan	W	13-1
Mar 3	Clemson	L	4-11
Mar 4	Clemson	L	1-7
Mar 7	John Carroll	W	14-1
Mar 8	Muhlenberg	W	8-1
Mar 9	Muhlenberg	L	8-10
Mar 9	Muhlenberg	W	3-2
Mar 10	Catawba	W	18-6
Mar 11	Fairleigh-Dickinson	W	8-3
Mar 12	Fairleigh-Dickinson	W	14-5
Mar 16	Fairleigh-Dickinson	W	24-1
Mar 17	North Carolina	L	2-6
Mar 18	SUNY-Buffalo	W	8-3
Mar 19	Wake Forest	W	8-7
Mar 20	Central Conn.	W	7-3
Mar 20	Central Conn.	W	6-2
Mar 21	NC State	L	3-14
Mar 22	Central Conn.	W	16-13
Mar 23	Christopher Newport	W	9-1
Mar 23	Christopher Newport	W	9-1
Mar 26	Western Maryland	W	14-3
Mar 27	Wake Forest	W	11-8
Mar 28	North Carolina	L	4-8
Mar 31	Virginia	L	3-5
Apr 1	Maryland	L	3-13
Apr 2	Middlebury	W	14-0
Apr 2	Middlebury	W	19-3

Apr 3	Hampden-Sydney	W	7-1
Apr 3	Hampden-Sydney	W	7-1
Apr 5	High Point	W	19-2
Apr 7	Virginia	L	3-5
Apr 8	Maryland	W	4-1
Apr 12	UNC Charlotte	L	3-7
Apr 18	(&)Clemson	W	8-5
Apr 20	(&)NC State	L	5-10
Apr 20	(&)Georgia Tech	L	4-8

— 1985 —

Overall: 18-15-3

ACC: 5-8-1

Head Coach: Larry Smith

Feb 27	Atlantic Christian	W	6-5
Feb 28	Gulford	W	4-3
Mar 1	Atlantic Christian	T	1-1
Mar 2	Muhlenberg	W	14-7
Mar 3	Muhlenberg	W	9-6
Mar 5	Clemson	L	0-5
Mar 6	Clemson	L	2-11
Mar 8	Georgia Tech	L	5-10
Mar 9	Georgia Tech	W	5-3
Mar 11	Fairleigh Dickinson	T	6-6
Mar 13	Fairleigh Dickinson	W	18-3
Mar 14	Fairleigh Dickinson	W	7-0
Mar 15	John Carroll	L	1-4
Mar 16	Vermont	W	22-7
Mar 17	Vermont	W	12-3
Mar 19	North Carolina	T	2-2
Mar 20	Central Conn.	W	7-6
Mar 21	Westfield State	W	11-3
Mar 25	Western Maryland	W	9-2
Mar 28	Wake Forest	W	7-3
Mar 29	High Point	L	1-2
Mar 30	NC State	W	16-5
Mar 31	High Point	L	4-17
Apr 1	North Carolina	L	0-11
Apr 2	St. Andrews	W	6-2
Apr 3	NC State	L	1-5
Apr 6	Virginia	L	8-19
Apr 7	Maryland	L	1-8
Apr 9	St. Andrews	W	17-3
Apr 10	Wake Forest	W	5-4
Apr 11	Hampden-Sydney	L	6-7
Apr 12	Christopher Newport	L	5-6
Apr 13	Maryland	W	8-6
Apr 14	Virginia	L	2-8
Apr 17	(&)North Carolina	L	2-15
Apr 18	(&)Maryland	L	1-12

— 1986 —

Overall: 26-17-0

ACC: 2-12-0

Head Coach: Larry Smith

Feb 21	Atlantic Christian	W	5-1
Feb 22	Richmond	L	2-6
Feb 23	Richmond	W	4-3
Feb 25	Pembroke State	W	5-2
Feb 28	William and Mary	W	11-3
Mar 1	Muhlenberg	W	4-1
Mar 2	Muhlenberg	W	22-6
Mar 3	High Point	W	5-3
Mar 4	Georgia Tech	L	2-3
Mar 5	Georgia Tech	L	3-4
Mar 7	Armstrong State	L	1-8
Mar 8	Armstrong State	L	0-10
Mar 11	Atlantic Christian	W	7-2
Mar 12	Va. Commonwealth	W	9-1
Mar 13	Fairleigh Dickinson	Rainout	
Mar 14	Fairleigh Dickinson	Rainout	
Mar 15	Hampden Sydney	W	5-3
Mar 16	NC State	L	2-9
Mar 18	North Carolina	L	0-10
Mar 19	Vermont	Rainout	
Mar 21	Gulford	W	7-4
Mar 22	Wake Forest	W	4-1
Mar 23	Wake Forest	L	2-8
Mar 24	Western Maryland	W	17-10
Mar 25	Ferrum State	W	7-2
Mar 26	NC State	L	2-6
Mar 27	Gulford	W	6-4
Mar 29	Elon	W	7-4
Mar 30	SUNY Buffalo	W	4-3
Apr 1	St. Andrews	W	8-5
Apr 2	William and Mary	W	11-6

Apr 3	Longwood	W	5-1
Apr 4	N.C. Wesleyan	L	2-9
Apr 5	Clemson	L	1-6
Apr 6	Clemson	L	1-15
Apr 9	Pembroke State	W	10-1
Apr 10	Ferrum State	W	2-1
Apr 11	Longwood	L	8-14
Apr 12	Virginia	L	8-11
Apr 13	Maryland	L	2-3
Apr 16	North Carolina	L	5-7
Apr 17	High Point	W	5-4
Apr 18	Gardner-Webb	W	11-1
Apr 19	Virginia	L	2-5
Apr 20	Maryland	W	19-15

— 1987 —

Overall: 18-26-1

ACC: 3-14-0

Head Coach: Larry Smith

Feb 26	Virginia Tech	L	1-6
Mar 2	VCU	L	7-8
Mar 3	NC Wesleyan	W	3-1
Mar 4	UNC Charlotte	W	15-0
Mar 5	VMI	W	8-2
Mar 6	UNC Charlotte	W	9-5
Mar 7	Davidson	L	8-13
Mar 11	VCU	L	3-6
Mar 12	Fairfield	W	3-1
Mar 13	FDU-Teaneck	W	6-3
Mar 13	Bradley	W	7-4
Mar 14	SUNY-Buffalo	W	8-2
Mar 15	SUNY-Buffalo	W	6-5
Mar 17	Christopher Newport	W	7-1
Mar 18	Campbell	L	2-8
Mar 20	Bradley	L	6-13
Mar 21	Connecticut	W	5-1
Mar 22	Eastern Illinois	T	9-9
Mar 24	Eastern Illinois	L	9-11
Mar 25	Rider	W	8-7
Mar 26	North Carolina	L	3-5
Mar 29	Wake Forest	L	4-8
Mar 31	NC State	L	3-7
Apr 1	Campbell	L	4-5
Apr 3	Maryland	L	2-9
Apr 7	Wake Forest	W	14-4
Apr 8	St. Andrew's	W	10-1
Apr 9	North Carolina	L	5-8
Apr 10	Georgia Tech	L	3-6
Apr 11	Georgia Tech	W	7-2
Apr 12	Clemson	L	3-6
Apr 14	North Carolina	L	1-17
Apr 17	Georgia Tech	L	1-8
Apr 18	Clemson	L	4-12
Apr 19	Clemson	L	3-6
Apr 21	NC State	L	5-7
Apr 22	NC State	W	4-1
Apr 26	Maryland	L	2-8
Apr 26	Maryland	L	1-5
May 5	Atlantic Christian	W	9-7
May 7	Clemson	L	8-10
May 7	Clemson	L	5-14
May 13	(&)Georgia Tech	L	1-3
May 14	(&)Virginia	W	5-1
May 15	(&)North Carolina	L	10-11

— 1988 —

Overall: 10-35-0

ACC: 3-16-0

Head Coach: Steve Traylor

Feb 25	Notre Dame	L	11-14
Feb 26	Notre Dame	W	9-6
Feb 27	The Citadel	L	3-10
Feb 28	The Citadel	W	7-3
Mar 1	Davidson	W	19-8
Mar 2	Providence	W	8-7
Mar 3	Virginia Military	W	7

DUKE BLUE DEVILS

2009 BASEBALL

Yearly Results

record book

Mar 25	Virginia	L	3-4
Mar 26	Maryland	W	10-5
Mar 28	NC State	L	2-5
Mar 29	Liberly	W	7-5
Apr 1	NC A&T	W	10-1
Apr 1	NC A&T	W	11-1
Apr 2	Davidson	L	4-5
Apr 4	North Carolina	L	3-6
Apr 6	Warren Wilson	W	4-2
Apr 6	Warren Wilson	W	14-0
Apr 9	Georgia Tech	L	0-5
Apr 11	North Carolina	L	2-4
Apr 13	Pfeiffer	W	15-2
Apr 16	Wake Forest	L	3-4
Apr 16	Wake Forest	L	0-4
Apr 18	North Carolina	L	0-11
Apr 20	UNC Wilmington	L	5-6
Apr 22	Maryland	L	3-9
Apr 22	Maryland	W	10-7
Apr 23	Virginia	L	4-7
Apr 29	Georgia Tech	L	1-6
May 7	Mount Olive	L	0-4
May 8	High Point	W	8-4
May 8	High Point	W	3-2
May 9	NC State	L	5-9
May 10	NC State	L	2-7
May 13	(&)North Carolina	L	4-6
May 14	(&)Wake Forest	L	0-10

— 1990 —

Overall: 28-25-0
ACC: 4-15-0

Head Coach: Steve Traylor

Feb 14	NC A&T	W	9-2
Feb 18	Furman	W	8-4
Feb 18	Furman	W	10-8
Feb 20	Winthrop	W	6-2
Feb 21	NC A&T	W	8-2
Feb 24	Virginia	L	1-10
Feb 25	William and Mary	W	2-1
Feb 25	William and Mary	L	2-5
Feb 28	NC State	L	3-6
Mar 4	Clemson	L	9-12
Mar 4	Clemson	W	4-3
Mar 5	Virginia State	W	23-5
Mar 6	Christopher Newport	W	11-2
Mar 8	North Carolina	L	0-6
Mar 9	North Carolina	L	4-7
Mar 10	North Carolina	L	3-7
Mar 11	Christopher Newport	W	9-1
Mar 12	William and Mary	L	0-9
Mar 13	William and Mary	W	11-2
Mar 14	Fairleigh Dickinson	W	12-4
Mar 16	Air Force	L	5-6
Mar 16	Washington	L	5-6
Mar 17	Notre Dame	W	4-2
Mar 19	NC State	L	1-7
Mar 20	NC State	L	4-14
Mar 23	Warren Wilson	W	7-1
Mar 24	Davidson	W	2-1
Mar 25	Winthrop	W	14-5
Mar 27	East Carolina	L	2-5
Apr 1	Virginia	W	7-4
Apr 1	Virginia	L	8-9
Apr 3	Pfeiffer	W	4-1
Apr 4	UNC Wilmington	W	8-2
Apr 6	Davidson	L	8-10
Apr 7	Warren Wilson	W	16-9

Apr 7	Warren Wilson	W	7-1
Apr 8	UNC Asheville	L	10-16
Apr 11	ETSU	W	7-1
Apr 13	Georgia Tech	L	3-12
Apr 14	Georgia Tech	L	3-6
Apr 15	Georgia Tech	L	2-10
Apr 20	Maryland	W	6-5
Apr 22	Maryland	W	10-5
Apr 22	Maryland	L	6-10
Apr 24	Belmont Abbey	W	14-8
Apr 26	NC A&T	W	8-1
Apr 27	Wake Forest	L	9-11
Apr 28	Wake Forest	L	3-9
Apr 29	Wake Forest	L	3-12
May 6	UNC Wilmington	W	6-4
May 7	(&)Virginia Tech	W	4-2
May 12	(&)Clemson	L	3-13
May 13	(&)NC State	L	7-8

— 1991 —

Overall: 24-27-0
ACC: 6-15-0

Head Coach: Steve Traylor

Feb 1	Florida State	L	5-8
Feb 2	Florida State	L	4-10
Feb 3	Florida State	L	3-9
Feb 13	NC A&T	W	6-1
Feb 17	Furman	L	3-8
Feb 19	Belmont Abbey	W	2-1
Feb 20	Charleston Southern	W	6-1
Feb 22	Warren Wilson	L	6-7
Feb 23	ETSU	L	4-5
Feb 23	ETSU	W	1-1
Feb 26	Va. Commonwealth	L	8-11
Feb 27	UNC Wilmington	L	3-7
Mar 1	Norfolk State	W	11-5
Mar 2	UNC Asheville	W	18-2
Mar 7	North Carolina	L	4-7
Mar 7	North Carolina	L	1-17
Mar 8	North Carolina	L	2-14
Mar 10	Lafayette	W	4-3
Mar 11	Fairleigh Dickinson	W	11-1
Mar 12	Davidson	L	3-4
Mar 16	NC State	L	1-5
Mar 17	NC State	L	1-4
Mar 18	NC State	L	0-11
Mar 21	St. Augustine's	W	17-2
Mar 22	Warren Wilson	W	8-3
Mar 24	Piedmont	W	2-1
Mar 26	Brown	W	13-4
Mar 27	Brown	W	14-3
Mar 30	Virginia	L	4-5
Mar 31	Virginia	L	4-5
Mar 31	Virginia	L	7-10
Apr 2	Winthrop	W	5-3
Apr 5	Maryland	W	10-4
Apr 6	Maryland	W	7-4
Apr 7	Maryland	W	9-8
Apr 10	ETSU	W	4-1
Apr 12	Georgia Tech	W	4-2
Apr 13	Georgia Tech	L	3-8
Apr 14	Georgia Tech	W	7-6
Apr 16	NC A&T	W	4-3
Apr 20	Winthrop	W	5-4
Apr 22	Elizabeth City	W	10-1
Apr 24	UNC Wilmington	L	2-6
Apr 25	Wake Forest	L	11-12
Apr 26	Wake Forest	L	3-7

— 1993 —

Overall: 39-19-1
ACC: 11-13-0

Head Coach: Steve Traylor

Feb 6	NC A&T	W	4-3
Feb 7	NC A&T	W	21-2
Feb 13	ETSU	W	6-2
Feb 14	ETSU	W	5-1
Feb 19	MD-Eastern Shore	W	8-1
Feb 20	VMI	L	3-8
Feb 23	Coppin State	W	15-1
Feb 24	NC A&T	W	5-1
Feb 27	Clemson	W	7-6
Feb 28	Clemson	L	7-16
Mar 1	Clemson	W	13-4
Mar 4	S.C. State	W	13-1
Mar 5	St. Augustine's	W	10-1
Mar 6	Delaware State	W	3-2
Mar 6	Delaware State	W	15-0
Mar 8	Drexel	W	11-4

Apr 27	Wake Forest	W	13-8
May 6	Clemson	L	4-17
May 6	Clemson	L	2-3
May 7	Clemson	L	4-6
May 11	(&)Georgia Tech	L	7-9
May 12	(&)NC State	L	1-14

— 1992 —

Overall: 38-16-0
ACC: 12-12-0

Head Coach: Steve Traylor

Feb 16	Warren Wilson	W	14-0
Feb 18	NC A&T	W	7-1
Feb 21	Florida State	L	1-13
Feb 22	Florida State	W	5-4
Feb 23	Florida State	L	0-1
Feb 27	Elizabeth City	W	3-2
Feb 29	Warren Wilson	W	11-1
Mar 1	ETSU	L	2-4
Mar 3	St. Augustine's	W	22-2
Mar 5	North Carolina	L	3-8
Mar 7	North Carolina	W	6-3
Mar 7	North Carolina	W	6-2
Mar 8	William and Mary	W	8-3
Mar 10	Shaw	W	13-10
Mar 11	Appalachian State	W	3-1
Mar 14	William and Mary	W	7-1
Mar 15	Piedmont	W	4-3
Mar 16	SUNY Brockport	W	7-6
Mar 17	Clemson	L	7-15
Mar 18	Clemson	L	1-9
Mar 19	Clemson	W	2-1
Mar 21	Howard	W	11-3
Mar 21	Howard	W	8-1
Mar 22	Howard	W	4-3
Mar 22	Howard	W	9-5
Mar 25	NC A&T	W	9-4
Mar 27	Virginia	L	2-4
Mar 28	Virginia	W	8-3
Mar 29	Virginia	W	3-1
Mar 31	Shaw	W	8-2
Apr 2	St. Augustine's	W	10-4
Apr 3	NC State	W	4-3
4-Apr	NC State	L	3-15
5-Apr	NC State	L	5-13
Apr 7	Wingate	W	11-1
Apr 8	Charleston Southern	W	13-0
Apr 10	Georgia Tech	W	11-5
Apr 11	Georgia Tech	L	2-14
Apr 12	Georgia Tech	L	4-6
Apr 15	Belmont Abbey	W	22-2
Apr 17	Maryland	W	20-14
Apr 18	Maryland	W	10-4
Apr 19	Maryland	L	8-17
Apr 22	Norfolk State	W	9-2
Apr 24	Wake Forest	W	8-7
Apr 25	Wake Forest	L	3-10
Apr 26	Wake Forest	W	6-2
Apr 29	Davidson	W	5-4
Apr 30	NC A&T	L	2-3
Apr 30	NC A&T	W	14-3
May 2	Campbell	W	11-5
May 9	(&)Wake Forest	L	2-5
May 10	(&)Virginia	W	12-9
May 11	(&)Georgia Tech	L	3-7

— 1994 —
Overall: 33-20-0
ACC: 16-8-0

Head Coach: Steve Traylor

Feb 9	Furman	W	7-3
Feb 14	VMI	L	1-2
Feb 15	Davidson	L	7-10
Feb 19	Navy	W	19-7
Feb 20	Navy	L	5-9
Feb 22	Coppin State	W	15-3
Feb 25	West Virginia	L	8-12
Feb 26	West Virginia	L	1-3
Feb 27	West Virginia	W	4-3
Mar 4	Greensboro	W	12-2
Mar 5	Old Dominion	L	4-7
Mar 11	Temple	W	11-6
Mar 12	Temple	W	7-6
Mar 13	Yale	L	8-9
Mar 15	Fairfield	W	10-1
Mar 16	Mars Hill	W	8-1
Mar 18	NC State	W	13-10
Mar 19	NC State	L	7-15
Mar 20	NC State	L	6-8
Apr 1	Maryland	W	12-4
Apr 2	Maryland	W	12-5
Apr 3	Maryland	W	11-5
Apr 8	Georgia Tech	L	5-7
Apr 9	Georgia Tech	L	2-9
Apr 10	Georgia Tech	L	10-17
Apr 12	East Carolina	L	5-12
Apr 13	Belmont Abbey	W	16-7
Apr 15	Clemson	L	6-7
Apr 16	Clemson	W	8-7
Apr 17	Clemson	L	0-7
Apr 20	William & Mary	L	1-3
Apr 22	Virginia	W	6-1
Apr 23	Virginia	W	10-8
Apr 24	Virginia	W	13-12
May 1	East Carolina	L	3-4
May 3	Florida State	W	4-1
May 4	Florida State	L	7-11
May 5	Florida State	W	5-4
May 8	North Carolina	W	16-12

Mar 9	Saint Louis	W	6-1
Mar 10	William and Mary	L	8-9
Mar 12	Howard	W	9-1
Mar 16	William and Mary	T	5-5
Mar 18	Shaw	W	8-1
Mar 18	Shaw	W	11-1
Mar 19	Davidson	W	3-2
Mar 20	Fairfield	L	3-9
Mar 21	Marist	W	1-1
Mar 22	Florida State	W	3-1
Mar 23	Florida State	L	5-8
Mar 24	Florida State	L	1-3
Mar 26	Maryland	W	11-4
Mar 27	Maryland	W	7-4
Mar 28	Maryland	W	3-2
Mar 29	Harvard	W	12-8
Mar 30	NC A&T	W	11-5
Apr 2	NC State	L	1-9
Apr 3	NC State	W	12-4
Apr 4	NC State	L	1-2
Apr 6	Howard	W	15-3
Apr 6	Howard	W	15-0
Apr 7	UNC Asheville	W	6-1
Apr 9	Georgia Tech	L	2-20
Apr 10	Georgia Tech	L	2-6
Apr 11	Georgia Tech	L	6-7
Apr 14	Belmont Abbey	W	10-4
Apr 16	Davidson	W	13-8
Apr 19	Campbell	L	5-8
Apr 21	Greensboro	W	9-2
Apr 23	Wake Forest	W	7-1
Apr 24	Wake Forest	L	6-8
Apr 25	Wake Forest	W	11-8
Apr 27	NC Wesleyan	W	6-1
Apr 29	Virginia	L	0-1
Apr 30	Virginia	W	4-3
May 1	Virginia	L	1-5
May 9	North Carolina	L	2-5
May 10	North Carolina	W	4-1
May 11	North Carolina	L	0-3
May 15	(&)Clemson	L	2-4
May 16	(&)Maryland	W	5-4
May 17	(&)NC State	L	3-4

— 1996 —
Overall: 39-18-0
ACC: 9-14-0

Head Coach: Steve Traylor

Jan 27	Arizona State	L	0-7
Jan 28	Arizona State	L	6-11
Feb 3	Howard	W	21-0
Feb 4	Howard	W	9-2
Feb 4	Howard	W	13-1
Feb 11	Furman	W	9-7
Feb 19	Navy	W	12-3
Feb 20	UMES	W	10-3
Feb 20	UMES	W	5-1
Feb 21	Coppin State	W	17-6
Feb 23	NC A&T	W	12-5
Feb 25	West Virginia	W	14-8
Feb 26	West Virginia	W	13-3
Mar 2	NC A&T	W	14-4
Mar 5	Georgetown	W	7-2
Mar 5	Georgetown	W	5-1
Mar 6	William & Mary	W	11-2
Mar 7	Mars Hill	W	6-4
Mar 10	Clemson	L	0-10
Mar 11	Clemson	L	4-8
Mar 12	Clemson	L	1-9
Mar 15	Fairfield	W	3-1
Mar 17	NC State	W	5-3
Mar 18	NC State	L	6-7
Mar 19	NC State	L	11-22
Mar 22	Hartford	W	10-2
Mar 24	Florida State	W	14-5
Mar 25	Florida State	L	5-9
Mar 26	Florida State	L	2-6
Mar 28	Howard	W	11

DUKE BLUE DEVILS

2009 BASEBALL

Yearly Results

Mar 5	William & Mary	W	11-10
Mar 10	Wake Forest	W	7-1
Mar 10	Wake Forest	L	1-2
Mar 13	Georgetown	W	3-1
Mar 13	Georgetown	W	2-1
Mar 16	Clemson	W	7-4
Mar 16	Clemson	W	2-1
Mar 17	Clemson	L	2-7
Mar 18	Mars Hill	W	16-1
Mar 21	Yale	W	11-9
Mar 22	Youngstown State	W	8-2
Mar 23	Youngstown State	W	6-4
Mar 23	Youngstown State	W	5-1
Mar 24	ETSU	W	6-1
Mar 26	Campbell	W	8-7
Mar 29	Georgia Tech	W	6-5
Mar 31	Georgia Tech	L	7-15
Mar 31	Georgia Tech	L	5-13
Apr 3	Davidson	L	7-10
Apr 5	Virginia	L	2-3
Apr 6	Virginia	W	5-3
Apr 7	Virginia	W	3-1
Apr 10	Wofford	W	14-2
Apr 11	NC A&T	W	14-4
Apr 12	NC State	L	7-8
Apr 13	NC State	W	8-4
Apr 14	NC State	L	2-7
Apr 17	ETSU	W	10-4
Apr 19	Florida State	L	2-6
Apr 20	Florida State	L	4-14
Apr 21	Florida State	L	7-9
Apr 23	Belmont Abbey	W	12-6
Apr 24	Campbell	W	9-6
Apr 25	East Carolina	W	6-5
Apr 27	NC A&T	W	12-1
May 5	North Carolina	W	5-3
May 6	North Carolina	L	6-7
May 7	North Carolina	L	8-9
May 10	Maryland	W	7-5
May 10	Maryland	L	5-9
May 11	Maryland	L	0-4
May 16	(&)Clemson	L	1-6
May 16	(&)North Carolina	W	13-3
May 17	(&)Florida State	L	3-7

— 1997 —

Overall: 33-25-0
ACC: 9-14-0

Head Coach: Steve Traylor

Feb 1	Wofford	W	16-4
Feb 2	Wofford	W	8-5
Feb 7	Norfolk State	W	2-1
Feb 9	Navy	W	7-5
Feb 9	Navy	W	2-1
Feb 16	Georgetown	W	9-1
Feb 16	Georgetown	W	17-5
Feb 18	NC A&T	W	17-3
Feb 21	Tulane	L	10-14
Feb 22	New Orleans	L	4-7
Feb 23	Louisiana State	L	8-9
Feb 25	NC A&T	W	13-6
Feb 27	Providence	W	11-4
Feb 28	Norfolk State	W	7-2
Mar 1	Campbell	W	12-11
Mar 1	Campbell	W	14-1
Mar 2	Elon	W	8-2
Mar 5	Appalachian State	W	21-0
Mar 7	Wake Forest	L	1-3
Mar 8	Wake Forest	W	16-12
Mar 9	Wake Forest	L	3-5
Mar 12	Ball State	W	10-9
Mar 15	NC State	W	4-1
Mar 15	NC State	L	3-4
Mar 16	NC State	W	13-2
Mar 18	Wofford	W	14-4
Mar 21	Florida State	L	3-7
Mar 22	Florida State	L	3-8
Mar 23	Florida State	W	4-3
Mar 26	East Carolina	L	4-9
Mar 28	North Carolina	W	15-8
Mar 29	North Carolina	L	6-9
Mar 30	North Carolina	W	11-10
Apr 1	Campbell	L	2-7
Apr 4	Maryland	W	17-11
Apr 5	Maryland	L	3-5

Apr 6	Maryland	L	2-6
Apr 8	Campbell	W	10-1
Apr 11	Clemson	L	1-11
Apr 12	Clemson	W	4-3
Apr 13	Clemson	L	2-14
Apr 15	Old Dominion	L	0-2
Apr 16	Davidson	W	12-9
Apr 18	Miami	L	2-6
Apr 19	Miami	L	5-9
Apr 20	Miami	L	1-17
Apr 22	Davidson	W	6-2
Apr 25	Virginia	W	4-1
Apr 26	Virginia	L	0-3
Apr 30	Greensboro	W	8-7
May 1	Georgia Tech	L	7-13
May 2	Georgia Tech	L	4-11
May 3	Georgia Tech	L	3-8
May 11	VA Commonwealth	W	10-1
May 14	(&)Florida State	L	2-4
May 15	(&)Virginia	W	16-3
May 16	(&)Georgia Tech	W	5-3
May 17	(&)Florida State	L	2-12

— 1998 —

Overall: 38-20-0
ACC: 8-15-0

Head Coach: Steve Traylor

Jan 30	Ohio State	W	8-7
Jan 31	Tennessee	W	22-12
Feb 1	Notre Dame	W	3-1
Feb 8	Davidson	W	8-3
Feb 9	East Carolina	W	3-2
Feb 12	NC A&T	W	12-6
Feb 13	Norfolk State	W	10-2
Feb 14	Georgetown	W	7-5
Feb 15	Georgetown	W	7-2
Feb 18	NC A&T	W	16-4
Feb 20	Liberty	W	5-1
Feb 21	Monmouth	W	7-4
Feb 21	Monmouth	W	6-2
Feb 22	Monmouth	W	5-2
Feb 25	ODU	W	7-4
Feb 27	Liberty	L	2-12
Mar 1	VMI	W	8-4
Mar 1	VMI	W	14-2
Mar 3	UNCW	W	8-2
Mar 6	Wake Forest	L	4-6
Mar 7	Wake Forest	L	4-11
Mar 12	NC A&T	W	12-4
Mar 13	Virginia	W	7-4
Mar 14	Virginia	W	13-10
Mar 15	Virginia	W	9-6
Mar 18	Furman	W	11-3
Mar 20	Florida State	L	5-6
Mar 21	Florida State	L	4-9
Mar 22	Florida State	L	9-10
Mar 24	Elon	W	14-3
Mar 25	Wofford	W	4-3
Mar 27	Georgia Tech	L	8-9
Mar 28	Georgia Tech	L	5-6
Mar 29	Georgia Tech	L	4-12
Apr 2	Pfeifer	W	17-5
Apr 3	Elon	L	2-6
Apr 6	Gullford	W	10-3
Apr 7	St. Andrews	W	10-2
Apr 8	Davidson	W	17-2
Apr 11	Clemson	L	2-8
Apr 11	Clemson	W	7-6
Apr 12	Clemson	W	6-2
Apr 14	Campbell	W	10-2
Apr 17	North Carolina	L	5-9
Apr 18	North Carolina	L	6-8
Apr 19	North Carolina	L	10-13
Apr 21	UNC Greensboro	W	20-4
Apr 24	Maryland	W	12-3
Apr 25	Maryland	L	4-5
Apr 26	Maryland	W	5-3
Apr 29	UNCW	W	19-12
Apr 30	NC State	L	3-14
May 1	NC State	L	6-7
May 2	NC State	W	4-2
May 10	East Carolina	L	10-11
May 13	(&)Georgia Tech	W	4-1
May 14	(&)North Carolina	L	0-3
May 15	(&)NC State	L	4-10

— 1999 —

Overall: 24-31-0
ACC: 4-18-0

Head Coach: Steve Traylor

Jan 29	Central Florida	L	5-8
Jan 30	Rice	L	0-12
Feb 6	UNC Wilmington	W	15-6
Feb 7	UNC Wilmington	L	2-4
Feb 9	Elon	W	12-6
Feb 12	Davidson	W	6-2
Feb 13	Georgetown	W	4-1
Feb 17	VCU	L	4-6
Feb 20	Mt. St. Mary's	W	10-4
Feb 21	Mt. St. Mary's	L	5-9
Feb 21	Mt. St. Mary's	W	9-4
Feb 23	Old Dominion	W	7-5
Feb 27	Penn State	L	1-13
Feb 27	Penn State	L	1-3
Mar 2	Pfeifer	W	6-2
Mar 5	NC A&T	W	9-6
Mar 6	Elon	L	3-8
Mar 7	Elon	W	3-2
Mar 10	Ball State	L	0-9
Mar 12	Wake Forest	L	0-5
Mar 13	Wake Forest	L	6-15
Mar 16	Coppin State	W	26-6
Mar 17	Coppin State	W	11-1
Mar 17	Coppin State	W	11-1
Mar 19	Virginia	L	5-15
Mar 20	Virginia	L	3-15
Mar 27	Temple	L	2-3
Mar 28	Temple	W	1-1
Mar 28	Temple	W	13-2
Mar 30	Mars Hill	L	3-5
Apr 2	Maryland	L	5-12
Apr 3	Maryland	L	13-21
Apr 4	Maryland	L	12-15
Apr 7	NC A&T	W	11-1
Apr 8	Averett	W	9-7
Apr 9	Georgia Tech	W	7-6
Apr 10	Georgia Tech	L	7-10
Apr 11	Georgia Tech	L	2-6
Apr 13	Virginia State	W	13-0
Apr 14	Davidson	W	6-2
Apr 16	Clemson	L	1-18
Apr 17	Clemson	W	5-3
Apr 18	Clemson	L	5-7
Apr 20	UNC Greensboro	W	12-5
Apr 23	North Carolina	L	3-21
Apr 24	North Carolina	L	4-7
Apr 25	North Carolina	L	0-8
Apr 30	NC State	L	5-11
May 1	NC State	W	3-2
May 1	NC State	W	8-4
May 11	South Carolina	L	6-11
May 15	Florida State	L	3-11
May 15	Florida State	L	1-9
May 16	Florida State	L	0-7
May 18	(&)Maryland	L	2-4

— 2000 —

Overall: 17-41-0
ACC: 5-19-0

Head Coach: Bill Hillier

Feb 6	Georgetown	L	3-5
Feb 6	Georgetown	W	9-2
Feb 7	at East Carolina	L	0-5
Feb 11	at Arizona State	L	0-12
Feb 12	at Arizona State	L	1-7
Feb 13	at Arizona State	L	1-10
Feb 16	Davidson	L	3-4
Feb 19	Temple	W	11-2
Feb 19	Temple	W	8-4
Feb 20	Temple	W	7-3
Feb 23	UNC Wilmington	L	4-12
Feb 25	Cincinnati	L	0-3
Feb 26	Cincinnati	L	2-3
Feb 27	Cincinnati	W	10-7
Feb 29	at High Point	L	4-8
Mar 3	Elon	L	0-6
Mar 4	Elon	L	3-7
Mar 5	at Elon	L	9-12
Mar 7	at East Carolina	L	6-7
Mar 11	at Florida State	L	3-8
Mar 12	at Florida State	L	0-17
Mar 12	at Florida State	L	6-9
Mar 14	Purdue	W	8-2

Mar 15	Purdue	L	9-12
Mar 18	Brown	W	3-0
Mar 18	Brown	L	1-2
Mar 19	Brown	W	13-3
Mar 22	NC A&T	W	5-4
Mar 24	at Georgia Tech	L	1-14
Mar 25	at Georgia Tech	W	4-3
Mar 26	at Georgia Tech	W	4-3
Mar 28	Va. Commonwealth	L	4-6
Mar 31	Wake Forest	L	2-3
Apr 1	Wake Forest	L	3-12
Apr 2	Wake Forest	L	6-8
Apr 4	NC A&T	W	5-4
Apr 7	Virginia	L	4-10
Apr 8	Virginia	L	3-12
Apr 9	Virginia	W	10-1
Apr 12	at Davidson	L	6-7
Apr 14	at NC State	L	4-8
Apr 15	at NC State	L	7-12
Apr 16	at NC State	W	8-5
Apr 21	Clemson	L	5-8
Apr 22	Clemson	L	5-8
Apr 23	Clemson	L	8-12
Apr 26	High Point	L	2-3
Apr 27	North Carolina	L	1-16
Apr 29	North Carolina	L	3-5
Apr 29	North Carolina	L	6-10
May 7	Old Dominion	W	7-6
May 10	South Carolina	L	9-10
May 11	at Maryland	W	8-5
May 12	at Maryland	L	3-6
May 13	at Maryland	L	3-11
May 16	(&)Maryland	W	6-4
May 17	(&)Georgia Tech	L	3-9
May 18	(&)North Carolina	L	7-13

— 2001 —

Overall: 23-33-0
ACC: 10-13-0

Head Coach: Bill Hillier

Feb 2	Elon	L	1-7
Feb 3	Elon	W	6-5
Feb 4	Elon	L	10-11
Feb 9	Arizona State	L	1-8
Feb 10	Arizona State	L	5-12
Feb 10	Arizona State	L	0-8
Feb 11	Arizona State	L	3-11
Feb 17	Georgetown	W	14-6
Feb 18	Georgetown	W	12-1
Feb 21	ECU	L	1-8
Feb 23	Cincinnati	L	3-4
Feb 24	Cincinnati	W	4-1
Feb 27	UNCW	W	11-4
Mar 2	Radford	W	6-5
Mar 3	Radford	L	1-2
Mar 7	Old Dominion	W	3-2
Mar 9	Wake Forest	L	4-5
Mar 10	Wake Forest	L	8-9
Mar 11	Wake Forest	W	14-6
Mar 13	Campbell	L	0-7
Mar 14	Old Dominion	L	7-9
Mar 16	Virginia	L	3-4
Mar 17	Virginia	W	12-11
Mar 18	Virginia	L	5-14

Mar 22	Princeton	L	5-8
Mar 23	Princeton	W	12-7
Mar 24	Princeton	W	8-7
Mar 24	Brown	L	1-5
Mar 25	Brown	W	8-5
Mar 25	Brown	W	3-2
Mar 28	UNC Wilmington	L	4-7
Mar 30	Maryland	W	11-7
Mar 31	Maryland	W	9-1
Apr 4	Davidson	W	6-3
Apr 6	Georgia Tech	L	2-9
Apr 7	Georgia Tech	W	8-7
Apr 8	Georgia Tech	L	3-13
Apr 11	NCAT	L	15-17
Apr 13	Clemson	L	2-10
Apr 14	Clemson	L	1-10
Apr 15	Clemson	L	4-6
Apr 17	NC A&T	W	13-10
Apr 20	North Carolina	L	7-10
Apr 21	North Carolina	W	9-7
Apr 22	North Carolina	W	4-1
Apr 24	ECU	L	3-16

DUKE BLUE DEVILS

2009 BASEBALL

Yearly Results

record book

Mar 30	Brown	W	10-8
Apr 3	UNC Wilmington	L	1-6
Apr 5	Georgia Tech	L	2-4
Apr 6	Georgia Tech	L	7-8
Apr 7	Georgia Tech	L	7-15
Apr 10	East Carolina	L	10-12
Apr 12	N.C. State	L	3-9
Apr 13	N.C. State	L	3-7
Apr 14	N.C. State	W	4-2
Apr 17	Davidson	W	12-2
Apr 19	Clemson	L	3-5
Apr 20	Clemson	L	1-4
Apr 21	Clemson	L	1-2
Apr 23	East Carolina	L	1-8
Apr 26	Maryland	L	3-6
Apr 27	Maryland	W	19-8
Apr 28	Maryland	W	10-8
May 5	Florida State	L	4-18
May 6	Florida State	L	5-18
May 7	Florida State	L	3-13
May 11	North Carolina	L	3-8
May 12	North Carolina	L	10-19
May 13	North Carolina	L	9-18
May 15	Old Dominion	W	6-5
May 17	Wake Forest	L	4-14
May 18	Wake Forest	W	6-2
May 19	Wake Forest	L	3-5
May 21	(&)Maryland	W	10-9
May 22	(&)Florida State	L	7-10
May 23	(&)Georgia Tech	L	1-6

(&) — ACC Tournament

— 2003 —
Overall: 18-36-0
ACC: 2-21-0

Head Coach: Bill Hillier

Feb 8	Cincinnati	W	4-3
Feb 8	Cincinnati	L	0-8
Feb 9	Cincinnati	W	7-1
Feb 12	UNC Wilmington	L	2-14
Feb 14	Pittsburgh	W	7-3
Feb 15	Pittsburgh	L	1-2
Feb 23	Radford	W	8-7
Feb 23	Radford	L	3-4
Feb 25	Old Dominion	L	8-10
Mar 1	Buffalo	L	6-7
Mar 1	Buffalo	W	8-3
Mar 2	Buffalo	W	10-1
Mar 2	Buffalo	W	3-2
Mar 3	Albany	W	5-1
Mar 4	Albany	W	5-4
Mar 7	Elon	W	14-1
Mar 8	Elon Phoenix	L	1-11
Mar 9	Elon	W	8-7
Mar 12	Ball State	L	7-8
Mar 14	Ball State	L	5-11
Mar 15	Brown	W	9-8
Mar 17	Oklahoma State	L	1-2
Mar 21	Virginia	L	1-13
Mar 22	Virginia	L	2-9
Mar 23	Virginia	L	0-6
Mar 26	Davidson	W	10-5

Mar 28	Wake Forest	L	1-11
Mar 29	Wake Forest	L	4-7
Apr 2	East Carolina	L	2-7
Apr 4	NC State	L	6-9
Apr 5	NC State	L	3-16
Apr 6	NC State	L	4-11
Apr 12	Georgia Tech	L	1-9
Apr 12	Georgia Tech	L	1-11
Apr 13	Georgia Tech	L	6-13
Apr 16	Davidson	W	8-3
Apr 19	North Carolina	L	3-5
Apr 19	North Carolina	L	5-11
Apr 20	North Carolina	L	5-11
Apr 23	UNC Wilmington	L	3-4
Apr 26	Maryland	W	3-2
Apr 26	Maryland	L	1-3
Apr 27	Maryland	L	1-8
May 4	Clemson	L	6-7
May 5	Clemson	W	7-6
May 6	Clemson	L	2-13
May 12	Old Dominion	L	5-7
May 16	Florida State	L	6-11
May 16	Florida State	L	7-12
May 17	Florida State	L	8-15
May 20	(&)Maryland	W	5-3
May 22	(&)Florida State	L	0-13
May 23	(&)Clemson	W	7-4
May 24	(&)Georgia Tech	L	4-23

(&) — ACC Tournament

— 2004 —
Overall: 25-31-0
ACC: 8-16-0

Head Coach: Bill Hillier

Feb 7	Navy	W	8-1
Feb 8	Navy	W	15-3
Feb 11	Elon	L	8-9
Feb 13	Cincinnati	L	2-3
Feb 14	Cincinnati	W	12-3
Feb 15	Cincinnati	W	7-6
Feb 20	Radford	W	7-5
Feb 21	Radford	W	12-1
Feb 22	Radford	W	6-5
Feb 25	Davidson	L	2-3
Mar 3	UNC Wilmington	L	8-9
Mar 5	Michigan	L	1-2
Mar 6	Michigan	L	8-9
Mar 7	Michigan	L	6-9
Mar 9	NC A&T	L	2-3
Mar 10	Navy	W	9-7
Mar 11	Navy	W	10-7
Mar 12	Princeton	W	8-1
Mar 13	Princeton	L	1-13
Mar 14	Princeton	L	3-10
Mar 19	NC State	L	1-8
Mar 20	NC State	W	3-1
Mar 21	NC State	W	7-4
Mar 24	UNC Wilmington	W	4-3
Mar 26	Maryland	W	13-5
Mar 27	Maryland	L	4-6
Mar 28	Maryland	L	1-3
Mar 30	High Point	W	12-7

Mar 31	Elon	L	5-13
Apr 2	Virginia	L	1-8
Apr 3	Virginia	L	5-6
Apr 4	Virginia	L	1-3
Apr 7	East Carolina	L	5-7
Apr 9	Wake Forest	W	7-6
Apr 10	Wake Forest	W	8-7
Apr 11	Wake Forest	W	6-5
Apr 13	Old Dominion	W	4-1
Apr 20	Old Dominion	W	5-3
Apr 21	Davidson	W	8-3
Apr 23	North Carolina	L	6-11
Apr 24	North Carolina	W	4-2
Apr 25	North Carolina	L	2-14
May 5	Davidson	W	9-7
May 7	Georgia Tech	L	8-9
May 8	Georgia Tech	L	8-9
May 9	Georgia Tech	L	3-14
May 12	High Point	L	1-2
May 14	Florida State	L	1-4
May 15	Florida State	L	3-6
May 16	Florida State	L	3-6
May 20	Clemson	L	1-10
May 21	Clemson	W	2-1
May 22	Clemson	L	6-9
May 26	(&)Virginia	W	6-5
May 27	(&)Florida State	L	3-6
May 28	(&)North Carolina	L	2-20

(&) — ACC Tournament

— 2005 —
Overall: 14-39-0
ACC: 5-25-0

Head Coach: Bill Hillier

Feb 5	NC A&T	W	2-1
Feb 6	NC A&T	L	1-4
Feb 11	MD-Eastern Shore	W	11-8
Feb 12	MD-Eastern Shore	W	10-4
Feb 13	MD-Eastern Shore	W	8-6
Feb 16	at UNC-Wilmington	L	7-9
Feb 18	Cincinnati	L	1-3
Feb 19	Cincinnati	L	13-14
Feb 20	Cincinnati	L	3-6
Feb 23	at Elon	L	8-9
Feb 25	Army	W	13-3
Feb 26	Army	L	6-8
Feb 27	Army	W	3-2
Mar 2	Elon	L	0-4
Mar 4	Georgia Tech	L	3-11
Mar 5	Georgia Tech	L	5-11
Mar 6	Georgia Tech	L	3-19
Mar 11	at Miami	L	3-14
Mar 12	at Miami	L	1-12
Mar 13	at Miami	L	1-6
Mar 15	Navy	W	5-3
Mar 19	Wright State	L	6-7
Mar 20	Wright State	L	7-8
Mar 21	Wright State	W	4-3
Mar 22	Marshall	L	3-8
Mar 25	Florida State	L	3-5
Mar 26	Florida State	L	4-11
Mar 26	Florida State	W	8-7
Mar 30	UNC Wilmington	L	1-24
Apr 1	at Wake Forest	L	10-11
Apr 2	at Wake Forest	L	5-6
Apr 3	at Wake Forest	L	2-3
Apr 8	at Clemson	L	3-9
Apr 9	at Clemson	L	6-11
Apr 10	at Clemson	L	6-16
Apr 15	Maryland	W	2-1
Apr 16	Maryland	L	3-13
Apr 17	Maryland	W	6-1
Apr 20	Davidson	W	9-8
Apr 22	at North Carolina	L	1-10
Apr 23	at North Carolina	L	2-5
Apr 24	at North Carolina	L	0-7
Apr 27	at Davidson	L	12-13
Apr 29	Virginia Tech	L	8-11
Apr 30	Virginia Tech	W	13-10
May 1	Virginia Tech	L	0-2
May 13	NC State	L	0-22
May 14	NC State	W	14-10
May 15	NC State	L	4-11
May 19	at Virginia	L	1-7
May 20	at Virginia	L	2-7
May 21	at Virginia	L	4-10
May 24	(&)Wake Forest	L	1-10

(&) — ACC Tournament

— 2006 —
Overall: 15-40-0
ACC: 6-24-0

Head Coach: Sean McNally

Feb 8	High Point	L	1-5
Feb 10	Seton Hall	W	13-7
Feb 12	Seton Hall	W	3-2
Feb 12	Seton Hall	L	5-7
Feb 15	at Elon	L	3-9
Feb 21	at East Carolina	L	5-19
Feb 22	Elon	L	6-10
Feb 24	Radford	W	6-1
Feb 25	Radford	W	15-4
Feb 26	Radford	L	5-8
Feb 28	at East Carolina	L	4-17
Mar 1	at UNC Wilmington	L	0-17
Mar 3	at Maryland	W	4-2
Mar 4	at Maryland	L	3-5
Mar 5	at Maryland	L	8-9
Mar 7	La Salle	W	4-1
Mar 8	La Salle	W	19-3
Mar 10	Winthrop	L	8-13
Mar 11	Winthrop	L	8-13
Mar 12	at Winthrop	L	1-6
Mar 15	Quinnipiac	W	4-3
Mar 17	Miami	L	0-3
Mar 18	Miami	L	3-4
Mar 19	Miami	L	1-7
Mar 22	UMBC	L	1-7
Mar 22	UMBC	L	0-4
Mar 24	at Florida State	L	2-7
Mar 25	at Florida State	L	4-12
Mar 26	at Florida State	L	5-15
Mar 29	UNC Wilmington	L	8-15
Mar 31	at Boston College	W	6-3
Apr 1	at Boston College	L	4-15
Apr 2	at Boston College	W	14-7
Apr 5	at High Point	L	3-16
Apr 7	Virginia	W	4-3
Apr 8	Virginia	L	3-7
Apr 9	Virginia	L	3-11
Apr 12	Davidson	W	11-5
Apr 14	Wake Forest	L	9-10
Apr 15	Wake Forest	L	2-10
Apr 16	Wake Forest	L	3-13
Apr 21	at Virginia Tech	L	4-8
Apr 22	at Virginia Tech	W	15-1
Apr 23	at Virginia Tech	W	10-9
Apr 28	North Carolina	L	4-8
Apr 29	North Carolina	L	2-8
Apr 30	North Carolina	L	1-7
May 8	Clemson	L	4-7
May 8	Clemson	L	0-14
May 9	Clemson	L	2-8
May 12	at Georgia Tech	L	6-7
May 13	at Georgia Tech	L	8-11
May 14	at Georgia Tech	L	6-18
May 16	UNC Asheville	L	2-14
May 17	UNC Asheville	W	5-4

— 2007 —
Overall: 29-25-0
ACC: 8-22-0

Head Coach: Sean McNally

Feb 10	Mount St. Mary's	W	13-10
Feb 10	Mount St. Mary's	W	8-2
Feb 11	Mount St. Mary's	W	10-2
Feb 16	St. Bonaventure	W	13-4
Feb 17	St. Bonaventure	W	14-6
Feb 18	St. Bonaventure	W	16-4
Feb 20	Albany	W	7-1
Feb 23	Washington	W	4-3
Feb 24	St. John's	W	4-2
Feb 25	at East Carolina	L	4-11
Feb 27	NC A&T	W	7-2
Mar 3	Holy Cross	W	13-1
Mar 3	Holy Cross	W	10-7
Mar 4	Holy Cross	W	6-5
Mar 6	Temple	W	7-4
Mar 7	Xavier	W	4-3
Mar 9	Boston College	L	1-3
Mar 10	Boston College	L	5-10
Mar 11	Boston College	L	2-10
Mar 13	Fairleigh Dickinson	W	15-4
Mar 14	Fairleigh Dickinson	W	10-5
Mar 16	at Clemson	L	4-6
Mar 17	at Clemson	L	2-7
Mar 18	at Clemson	L	6-9
Mar 23	Georgia Tech	L	2-3
Mar 24	Georgia Tech	W	3-1

Mar 25	Georgia Tech	L	1-5
Mar 27	at Campbell	W	11-7
Mar 30	Florida State	L	3-15
Mar 31	Florida State	W	8-5
Apr 1	Florida State	L	5-8
Apr 3	at Davidson	W	17-12
Apr 6	at Virginia	L	0-4
Apr 7	at Virginia	W	13-9
Apr 8	at Virginia	L	1-8
Apr 13	at North Carolina	L	0-7
Apr 14	at North Carolina	W	9-3
Apr 14	at North Carolina	L	4-7
Apr 17	UNC Greensboro	L	0-6
Apr 20	Maryland	L	4-5
Apr 21	Maryland	W	11-1
Apr 22	Maryland	W	4-2
Apr 24	Campbell	W	12-1
Apr 27	at Wake Forest	L	6-13
Apr 28	at Wake Forest	L	3-4
Apr 29	at Wake Forest	L	2-8
May 9	at UNC Greensboro	W	5-4
May 11	Virginia Tech	W	9-4
May 12	Virginia Tech	W	7-1
May 13	Virginia Tech	L	4-8
May 15	NC A&T	L	9-13
May 17	at Miami	L	3-9
May 18	at Miami	L	1-5
May 19	at Miami	L	5-14

— 2008 —
Overall: 37-18-1
ACC: 10-18-1

Head Coach: Sean McNally

Feb 23	Iona	W	10-2
Feb 23	Iona	W	10-1
Feb 24	Iona	W	10-1
Feb 24	Iona	W	17-5
Feb 26	Alabama A&M	W	8-1
Feb 27	Alabama A&M	W	9-1
Mar 1	Columbia	W	2-1
Mar 1	Columbia	W	11-3
Mar 2	Columbia	W	4-1
Mar 2	Columbia	W	19-5
Mar 5	Valparaiso	W	5-4
Mar 8	North Carolina	W	13-4
Mar 8	North Carolina	L	3-9
Mar 9	North Carolina	L	0-9
Mar 11	Quinnipiac	W	5-2
Mar 12	Richmond	W	4-2
Mar 14	Virginia		

DUKE BLUE DEVILS

2009 BASEBALL All-Time Series Records

ACC OPPONENTS

Team	W-L-T	LM
Boston College	2-8-0	2008
Clemson	61-115-2	2008
Florida State	17-63-0	2007
Georgia Tech	26-75-0	2008
Maryland	82-77-1	2008
Miami	4-14-0	2008
North Carolina	89-170-3	2008
N.C. State	120-140-1	2008
Virginia	52-84-1	2008
Virginia Tech	22-16-0	2008
Wake Forest	132-146-2	2008
Totals	602-909-10	

Non-Conference Opponents

Team	W-L-T	LM
Adelphi	1-0-0	1968
Air Force	0-1-0	1990
Alabama A&M	2-0-0	2008
Albany	3-0-0	2007
Alumni	0-1-0	1926
Amherst	13-3-1	1964
Appalachian State	4-1-0	1997
Arizona State	0-9-0	2001
Armstrong State	0-2-0	1986
Army	6-1-0	2005
Atlanta Firemen	1-0-0	1899
Atlantic Baptist	2-0-0	1971
Atlantic Christian	8-2-1	1987
Auburn	2-1-0	1924
Augusta YMCA	1-0-0	1899
Averett	1-0-0	1999
Ball State	1-3-0	2003
Belmont Abbey	6-0-0	1996
Bingham	7-0-0	1909
Boston (N.L.)	0-5-0	1902
Bradley	1-1-0	1987
Bridgewater	1-0-0	1980
Brooklyn (N.L.)	0-2-0	1897
Brown	12-3-0	2008
Bryant	1-0-0	1983
Bucknell	1-1-0	1971
Buffalo	3-1-0	2003
C.W. Post	1-0-0	1988
California State	2-0-0	1981
Camp Butner	1-1-0	1945
Campbell	16-9-0	2008
Carolina Pre-Flight	5-5-0	1945
Case Western	3-0-0	1980
Catawba	4-1-0	1984
Catholic	0-2-0	1913
Central	3-2-1	1910
Central Connecticut	12-1-0	1985
Central Florida	0-1-0	1999
Central Michigan	2-0-0	1972
Charleston Southern	3-0-0	1994
Charlotte League	1-1-0	1903
Chatham Mills	3-0-0	1936
Cherry Point	0-2-0	1945
Christopher Newport	5-1-0	1990
Cincinnati	7-10-0	2005
Citadel	3-3-0	1988
Colby	8-3-0	1968
Colgate	2-1-0	1956
Colorado State	2-0-0	1961
Columbia	5-1-0	2008
Connecticut	1-4-0	1988

Coppin State	6-0-0	1999
Cornell	8-4-1	1969
Dartmouth	6-5-0	1967
Davidson	102-25-1	2008
Delaware	10-2-1	1977
Delaware State	2-0-0	1993
Drexel	1-0-0	1993
Durham All-Stars	1-0-0	1921
Durham Bulls	3-9-0	1933
Durham League	1-2-1	1913
East Carolina	13-33-0	2007
East Tennessee St.	8-2-0	1996
Eastern	4-0-0	1913
Eastern Illinois	0-1-1	1987
Eastern Michigan	2-0-0	1974
Elizabeth City	2-0-0	1992
Elon	30-19-0	2006
Erskine	1-0-0	1922
Fairfield	3-1-0	1995
Fairleigh Dickinson	11-0-1	2007
FDU-Teaneck	1-0-0	1987
Ferrum	2-0-0	1986
Florida	4-1-0	1972
Florida Southern	2-5-0	1976
Fordham	3-3-0	1941
Fort Bragg	0-1-0	1944
Franklin	1-0-0	1897
Franklin & Marshall	1-0-0	1973
Furman	22-6-0	1998
Gardner-Webb	5-0-0	1986
George Mason	0-1-0	1988
Geo. Washington	8-1-1	1957
Georgetown	13-6-0	2001
Georgia	15-16-2	1971
Ga. St. Teachers	1-0-0	1957
Gettysburg	3-0-0	1904
Greensboro	5-0-0	1998
Greensboro BTC	0-1-0	1944
Greensboro League	0-1-0	1902
Greensboro Patriots	0-1-0	1925
Guilford	31-12-1	1998
Hampden-Sydney	4-2-0	1986
Hanes Knitters	0-1-0	1942
Hartford	4-3-0	2008
Harvard	4-2-0	1993
Haverford	1-0-0	1917
High Point	7-12-0	2006
Hobart	1-0-0	1902
Holy Cross	3-0-0	2007
Horner's	4-2-0	1902
Howard	16-0-0	1996
Illinois	0-1-0	1959
Indiana	2-0-0	1951
Iona	4-0-0	2008
Jacksonville	1-2-0	1972
John Carroll	3-1-0	1985
Johns Hopkins	2-0-0	1925
Kent State	3-2-0	1968
Kentucky State	1-0-1	1910
Lafayette	17-10-0	1991
La Salle	2-0-0	2006
Lehigh	3-2-0	1953
Lenoir	4-1-0	1924
Liberty	2-2-0	1998
Longwood	5-1-1	2008
Louisiana State	0-1-0	1997
Manhattan	1-0-0	1933
Marietta	3-0-0	1969
Marist	1-0-0	1993

Mars Hill	6-1-0	1999
Marshall	2-1-0	2005
McCrary	0-1-0	1941
MD-Baltimore County	1-2-0	2006
MD-Eastern Shore	9-0-0	2005
Massachusetts	2-2-0	1980
May Hosiery	0-1-0	1940
Mebane	1-0-0	1899
Mercer	7-7-2	1977
Michigan	4-5-0	2004
Michigan State	14-10-0	1967
Middlebury	2-0-0	1984
Mississippi	1-2-0	1956
Mississippi State	2-0-0	1953
Monmouth	3-0-0	1998
Moose Club	2-2-0	1919
Mount Olive	0-1-0	1989
Mount St. Mary's	5-2-0	2007
Muhlenberg	9-2-0	1986
NGAC	1-0-0	1923
Navy	23-13-0	2005
New Orleans	0-1-0	1997
New York	4-2-0	1931
Nicholls State	1-1-0	1963
Norfolk Air Station	1-0-0	1943
Norfolk State	5-0-0	1998
N.C. A&T	37-5-0	2007
N.C. Central	3-0-0	2008
UNC Asheville	3-2-0	2006
UNC Charlotte	2-1-0	1987
UNC Greensboro	3-2-0	2008
UNC Wesleyan	9-2-0	1993
UNC Wilmington	11-22-0	2006
Notre Dame	5-4-0	1998
Oak Ridge	4-1-0	1904
Ohio	7-6-0	1988
Ohio State	1-2-0	1998
Oklahoma State	0-2-0	2003
Old Dominion	9-7-0	2004
Oregon State	1-0-0	1952
Parris Island	1-1-0	1956
Pembroke State	4-2-0	1986
Penn A.C.	1-1-0	1941
Penn State	4-7-0	1999
Pennsylvania	10-5-1	1953
Pfeiffer	6-1-0	1999
Philadelphia (N.L.)	0-4-0	1939
Piedmont	2-0-0	1992
Pittsburg	2-0-0	1939
Pittsburgh	2-1-0	2003
Presbyterian	1-1-0	1941
Presbyterian HS	1-0-0	1897
Princeton	18-10-0	2004
Providence	2-0-0	1997
Providence League	0-1-0	1913
Purdue	1-1-0	2000
Quantico Marines	0-1-0	1948
Quinnipiac	2-0-0	2008
Radford	9-5-0	2006
Raleigh-Durham	1-0-0	1970
Raleigh League	0-2-0	1909
Randolph Macon	5-1-0	1941
Reading	0-1-0	1923
Rex Mills	1-1-0	1948
Rhode Island	2-0-0	1922
Rice	0-1-0	1999
Richmond	10-5-0	1988
Rider	1-0-0	1987
Roanoke	2-1-0	1915

Rollins	10-12-0	1977
Rutgers	4-0-0	1937
St. Andrews	10-2-0	1998
St. Augustine's	4-0-0	1993
St. Bonaventure	3-0-0	2007
St. John's	9-3-0	2007
St. Leo	2-2-0	1969
St. Louis	1-0-0	1993
Seton Hall	3-1-0	2006
Shaw	4-0-0	1993
South Carolina	55-34-1	2000
South Carolina-Aiken	1-1-0	1979
South Carolina State	1-0-0	1993
South Florida	0-2-0	1968
Southeastern Mass.	1-1-0	1980
Springfield	2-0-0	1939
Stetson	1-2-0	1976
SUNY Brockport	1-0-0	1992
SUNY Buffalo	4-0-0	1987
Swarthmore	4-0-0	1921
Syracuse	3-0-0	1905
Trinity Park H.S.	12-1-0	1912
Tampa	2-2-0	1969
Temple	9-1-0	2007
Tennessee	2-0-0	1998
Texas	0-1-0	1953
Thomas	1-0-0	1980
Toledo	1-0-0	1970
Towson State	3-5-1	1988
Trinity Connecticut	0-2-0	1910
Trinity Park	1-0-0	1914
Tulane	0-1-0	1997
U.S.S. Franklin	1-0-0	1911
Valdosta State	0-1-0	1976
Valparaiso	1-0-0	2008
Vermont	4-1-0	1985
Villanova	4-0-0	1947
VCU	7-6-0	2000
VMI	14-5-0	1998
Virginia Medical	0-1-0	1913
Virginia State	4-0-0	1999
Virginia Wesleyan	4-0-0	1984
Warren Wilson	8-1-0	1992
Washington	1-1-0	2007
Washington & Lee	12-14-0	1982
Weaver	0-1-0	1915
West Chester	2-1-0	1940
West Georgia	1-0-0	1977
West Liberty	1-1-0	1972
West Virginia	8-2-0	1995
W. Virginia Wesleyan	1-0-0	1917
Western Carolina	1-3-0	1975
Western Maryland	4-0-0	1986
Western Michigan	1-4-0	1988
Westfield State	2-1-0	1985
William & Mary	17-10-1	1996
Williams	1-1-0	1954
Wingate	1-0-0	1992
Winston League	1-0-0	1913
Winston YMCA	1-0-1	1891
Winthrop	4-3-0	2006
Wisconsin	0-2-0	1988
Wofford	16-4-1	1998
Wright State	1-2-0	2005
Xavier	1-0-0	2007
Yale	9-6-2	1996
Yif Oebb	0-1-0	1927
Youngstown State	3-0-0	1996
Totals	1779-512-34	

Record Book





A	
Dixie Abdella	1967-69
William Adams	1927-29
Les Aiello	1997-98
Leland Aiken	1971
Josh Albert	2005
Bob Albright	1974
Erik Albright	1985-87
Jerry Alexander	1956
John Alexander	1970
Sam Allen	2008
J.D. Alleva	1998-2001
Jeff Alleva	2000-03
Butch Allie	1958-60
Roy Alpert	1932
Don Altman	1960-61
Gary Altman	1968
Dave Amaro	1981-84
Merrill Ambler	1962-64
Wayne Ambler	1935-37
Tom Amidon	1980-82
Jonathan Anderson	2004-07
Mr. Anderson	1912
William Andrews	1975
Dan Arlen	1969-70
George Atkinson	1955-57
Gordon Austin	1985-86
Rick Austin	1973
Michael Ayers	1970
Milton Ayers	1947-50
B	
Don Baglien	1968-70
Thomas Bailey	1938
Tony Bajoczky	2004-07
Chuck Baker	1976, 79
William Baker	1969
Robert Baldwin	1991-92
John Banks	1975
R. Barker	1929
George Barley	1935-37
George Barr	1972
Will Barr	1994
Jim Barrett	1965
Jerry Barringer	1965-66
James Bartal	1956
Brett Bartles	2005-07
Cecil Barton	1954
Buddy Bass	1955-56
Bruce Battjar	1970
Eric Baumann	2004-05
Hugh Bayless	1975-76
Kyle Beauchamp	1999
Doug Bechtold	2000-02
Jeff Becker	1996-2000
Colin Begley	2001-02
Sam Bell	1934
Jean Belue	1928-29
Norman Benfer	1950
John Benik	1996-99
Bruce Bennett	1962
Thomas Bennett	1929-31
Bob Bensinger	1951
Steven Benton	1969
Karl Benzio	1982
John Berger	2003-05
Bill Bergeron	1948-51
Russell Bergman	1937-39
Dick Bersin	1971-72
Rich Bevigilia	1985-88
Ron Bianco	1983-84
Frank Bilane	1940
David Bishop	1977
Lonnie Bishop	1944
Tom Blackburn	1954-56

Troy Blackburn	1986-88
Randy Blanchard	1967-69
Bernie Blaney	1955-57
Hunter Bledsoe	1995
Scott Bles	1994
Jeff Blickman	2006
Wayne Blum	1968
Bo Bochow	1969-72
Lon Bonczek	1956-58
Lewis Bond	1942
Kilmer Bortz	1940-41
Dave Bosson	1959-60
E.L. Bost	1931
Mr. Bost	1915
Roy Bostock	1960
Dave Bouchard	1983-84
Dale Boyd	1954, 56
A.T. Brackbill	1933
Biff Bracy	1963-65
Tom Brassil	1981-82
Charles Braswell	1945
Dick Brewer	1953-55
Larry Broadway	2000-02
Scott Bromby	1984-87
Barry Brooks	1995
Larry Brooks	1977-80
O.L. Broome	1926-27
Bobby Brower	1979-82
Gary Brown	1980-83
J.D. Browne	1962-64
Art Browning	1959-61
Mark Brownstein	1959
Joe Brunansky	1938
Mike Budka	1980
John Bunder	2008
Mr. Bundy	1912
C.L. Bunting	1926-27
Greg Burke	2001-05
Thomas Burns	1942
Kevin Burrin	1988
Dick Burton	1956-58
Craig Buschman	1970-72
Bernie Buteau	1958
Jared Butler	1960
Kyle Butler	2006-08
George Byam	1940-42
Bob Byers	1959
C	
Bob Calamari	1987-88
Justin Calliham	2002
Willard Campbell	1968-69
Stephen Cannon	1996
John Cappello	1958
Chris Capuano	1997-99
Ryan Caradonna	1998-2001
Troy Caradonna	2000-03
Charles Carey	1938-40
Robert Carkhuff	1982
Mark Carozzi	1983-85
John Carroll	1950-52
Woodrow Carroll	1942-43
RD Carson	1964
Christopher Carlton	1976-77
Charlie Carter	1953
Samuel Carter	1967
George Carver	1952-53
Mr. Carver	1915
Brian Casey	1994-95
Tim Casey	1946-47
Claude Caskey	1937-38
Ron Causey	2005-08
Benny Cavaliere	1950-52
Tim Cecil	1976
Dave Challenger	1960

John Challenger	1957
H.H. Chappell	1926
Herbert Check	1935-37
Ed Chesnutt	1962-63
Michael Childs	1969
Frankie Chiou	1994-97
Carl Chronister	1967
Gordon Clapp	1952-54
George Clark	1945-48
Darryl Clements	1988-89
John Clowar	1949-50
Stan Coble	1965-67
Andy Cockrell	1955-57
Thomas Colantuono	1970
Leonard Collard	1971-70
Frank Colleran	1986
Nelson Colley	1931
Jose Colon	1991
Ben Condon	2008
James Connelly	1960
Clayton Connor	1995-98
Richard Conradi	1936
Ed Conroy	1997-99
Raymond Coombs	1931-33
Mr. Cooper	1912
Buddy Copeland	1978-81
Claude Corbitt	1935-36
B.O. Cornelius	1934-35
Frederick Cornell	1973
Dick Corwin	1944
Jon Couch	1981-82
Dave Coughenour	1982-85
Jacques Courtillet	1970
John Courtright	1989-91
Stephen Cowie	1996-99
Charles Cox	1974
Robbie Cox	1974-76
Barnette Crabtree	1969
E.H. Crawford	1926
Steve Crihfield	1956-58
Stan Crisson	1963-64
Stephan Cupps	1962
Will Currier	2007-08
Walter Curtin	1942-43
Al Curtis	1948-49
D	
Dixon Dailey	1935
Francis Dale	1950
Albert D'Alonzo	1946-49
Tony D'Amrosio	1989
Jerry Damren	1947
John Daniel	1961
John Darden	1999
David Darwin	1993-96
Mike Davies	1969-70
Bob Davis	1951-52
Brandon Davis	1950
Dale Davis	1970
Doug Davis	1985-88
Larry Davis	1966-68
Lawrence Davis	1938-40
Ronnie Davis	1961
Thomas Davis	1942-45
Gerry Day	1990-91
D.R. Dean	1928-30
Gene DeBolt	1968
Tom Decker	1981-84
Paul DeMarco	2002-05
William Dempsey	1975
Steve Denison	1968-70
Dick Denny	1951-52
Dick Densmore	1961-63
Albert DeRogatis	1945
Bob Dewhirst	1973-76

Carl Dickey	1953
Justin DiLucchio	2001-04
Richard Dishman	1995-97
Rick Dixon	1975-76
Larry Doby	1976-79
Nathan Dodson	1944
Bill Domhoff	1956-58
Fred Donegan	1983-84
Jim Donegan	1977-79
Bill Donigan	1952-53
Luis Duarte	1992-95
Howard Duffey	1930-31
Charlie Dunlevy	1957-59
Brad DuPree	1997-2000
Russell Durfee	2003-06
Mr. Durham	1915
Bryan Durrett	1978
George Dutrow	1956
Karl Dutschman	1955
E	
Mr. Earnhardt	1915
Doug Eastman	1987-88
Gerald Eckelberry	1981
Seth Edwards	1984-87
Zeno Edwards	1974
Paul Elcano	1995
Wayne Elliot	1948
Hugh Ennis	1937
Stuart Erickson	1946-49
Andres Escoruella	1968
Craig Eskay	1991, 93
Ron Esquieres	1989-92
Sam Ewing	1935-36
F	
Tyler Fadely	1978
Brooks Fader	1960-62
Bucky Fader	1962-64
Richard Faley	1950
John Falwell	1947-50
Roland Farley	1928-30
Kevin Farmer	1996
Ray Farmer	1993-94
Harleigh Fatzinger	1955-57
Ken Fay	1981-83
Carle Felton	1968-70
Eric Felton	1944
W.D. Fesperman	1953-56
Mr. Few	1915
John Fielder	1969
Christopher Filiaci	1968
Spence Fischer	1992-93
Konrad Fish	1954
Jim Fishburn	1996-97
Chris Flaherty	1992
Mark Flaherty	1983-84
Buddy Flesh	1972-74
Michael Fletcher	1995-98
Moritz Flohr	1932-34
Mr. Flythe	1915
Fred Folger	1948-49
Jimmy Forbis	1969
Jonathan Foreman	2007-08
Mr. Foushee	1912
Don Fowler	1985-88
Bill Freeze	1943-44
Nate Freiman	2006-08
Tim Fremuth	1974-76
Jerry Frye	1946-49
John Frye	1959
Stephen Fuller	1937
Bill Furbush	1973
John Furch	1986-88
Thomas Furlow	2002
Vincent Fusco	1976
Charlie Fye	1958-59





G	
Tom Gadd.....	1932
Thomas Gaddy.....	1937-39
Jimmy Gallagher.....	2005-07
Mr. Gantt.....	1912
William Garcia de Quevedo.....	1946
Ted Gardner.....	1977-79
George Gawdun.....	1978-80
Adam Geis.....	1995-98
Rob Gemerchak.....	1985-86
Lee Gerin.....	1972
Michael Ghizzoni.....	2007-08
Johnny Gibbons.....	1951-53
Jerry Givens.....	1934
Scotty Glacken.....	1964-65
Mr. Godfrey.....	1912
Dave Going.....	1978-80
Michael Golom.....	2003-04
Ned Gonet.....	1979-80
Billy Goodman.....	1952, 54
Wes Goodner.....	1998-2001
Randy Goodroe.....	1994-97
Steve Gordon.....	1977-79
Jeremy Gould.....	2007-08
John Grace.....	1950
Frank Graham.....	1949-51
B.H. Green.....	1926-27
Dick Gregory.....	1962
Leon Griffith.....	1944-46
David Griffin.....	1989-90
Jared Griffs.....	1992-93
Dick Groat.....	1951-52
Carlyle Groome.....	1942-46
Scott Grossi.....	1999-2001
Bob Grupp.....	1976-77
John Gutekunst.....	1964-66

H	
Marc Hafer.....	1977
Doug Hall.....	1991
Chris Hammond.....	1994-95
Chris Hamrick.....	1990
Patrick Hannaway.....	1998-2000
Johnathan Hancock.....	1948-50
Kenneth Hancock.....	1970
Bill Hanenberg.....	1970-71
Earle Hannel.....	1952
Daniel Hanson.....	1972-73
Jeffrey Haring.....	1971
Lacy Harkrider.....	1933-34
Harry Harner.....	1944
Matt Harrell.....	1990-93
Phil Harrell.....	1990-93
Milton Harrington.....	1930-32
G.P. Harris.....	1926
Larry Harrison.....	1961-62
Leo Hart.....	1968-70
Alexander Hassan.....	2007-08
David Hawkins.....	1986-88
S.L. Hawkins.....	1928-30
Tom Hawkins.....	1989
Bobby Hawn.....	1961-63
Bob Hayes.....	1971
Chris Haynes.....	1976
Mark Heffley.....	1984
W.C. Heimberger.....	1943
Eric Heise.....	1995
Dean Helms.....	1965
Mr. Henderson.....	1912
Horace Hendrickson.....	1932-34
Brian Hernandez.....	2003-04
Robert Hessler.....	1942
Kent Hetrick.....	1986-87
Marvin Hewlett.....	1944
Carter Hill.....	1965-67

John Hines.....	1965-57
Pete Hochreiter.....	1954-55
David Hoffman.....	1973
John Hoffman.....	1990
Harvey Hollingsworth.....	1927
Mike Holloway.....	1963-65, 67-68
George Hoover.....	1955, 57
Cass Hopkins.....	1990-93
Jay Hopkins.....	1964-65
Dick Hoppe.....	1952
Jeremy Horowitz.....	1996-97
Robert Houghton.....	1944-47
Ed Howell.....	1932
Tom Hower.....	1957
Frank Hoyer.....	1938-39
Allen Hudspeth.....	1977-78
John Hughes.....	1992
Lowry Hughes.....	1965-67
Tim Hughes.....	1997
Carl Huiskamp.....	1936
William Huiskamp.....	1934-36
David Hurm.....	1955
Frederic Huser.....	1969
Clinton Hutto.....	1974
Jim Hysong.....	1966-68

I	
William Ingham.....	1942
Jonathan Ingram.....	1971

J	
Gordon Jackson.....	1969-73
Ryan Jackson.....	1991-94
E.L. Jenkins.....	1928-30
John Jenkins.....	1959-60
Drew Jerdan.....	2001-03
J.C. Jessup.....	1938-40
A.N. Johnson.....	1927-28
Brad Johnson.....	1980-81
Dave Johnson.....	1968
Dick Johnson.....	1951-52
John Johnston.....	1969-72
Andy Jones.....	1985-86
Harry Jones.....	1981-82
Jeff Jones.....	1983
Sid Jones.....	1973
Casey Jowers.....	1993-94
Sonny Jurgensen.....	1955

K	
Wilfred Kale.....	1943
Ronnie Kalish.....	1959-61
Mike Kaminer.....	1985
Charles Kantor.....	1968-69
Mr. Kanye.....	1915
Paul Karukstis.....	1947-49
Fred Kast.....	1959
Bruce Kauffman.....	1966, 67
Mark Kavy.....	1993
Herky Keller.....	1959, 61
Kevin Kelly.....	1999-2002
Aaron Kempster.....	2002
William Kerr.....	1938-39
Art Kersey.....	1931-33
Steve Kesses.....	1974-75
Robert Kessler.....	1942-43
Jerry Keys.....	1955
John Kiefer.....	1969
Thomas Kiely.....	1947
N/A Kiely.....	1941
Bill King.....	1977-78
Mike King.....	1993-96
Dave Kirkpatrick.....	1954-55
H.E. Kistler.....	1928-30
Robert Klare.....	1931
John Klein.....	1958-59
Lewis Klein.....	1950-51


Jim Knight.....	1986-87
Ryan Knott.....	2008
Bart Koehler.....	1988
Ervin Kohler.....	1940-42
Michael Kolson.....	1971
Al Konopka.....	1935-36
Mike Kotarski.....	1989-92
J.J. Koterba.....	2004-05
Kyle Kreick.....	2005-08
Dick Kreuzer.....	1953-55
John Krimmel.....	1967
Wayne Krivsky.....	1974

L	
Todd Lamb.....	1981-83
Rodman Landon.....	1935
Senterrio Landrum.....	2002-05
Tyler Lang.....	1998-99
Vin LaPietra.....	1988-90
Robert Lapp.....	1947
Steve Larned.....	1982-83
Dale Lathrop.....	1972
Bert Lattimore.....	1958
Dick Lauffer.....	1944
Vito Lauro.....	1945
Lee Lawrence.....	2003-04
Tim Layden.....	2002-04
Billy Lea.....	1952-53
Bob Leclercq.....	1953-54
Russ Lee.....	1983-84
Mike Leff.....	1967
Seth Lehroff.....	1959
John Lemen.....	1974-77
Jake Lemmerman.....	2008
John Lentz.....	1948
Richard Leopoldt.....	1939-40
Ralph LeRocca.....	1970
Nick LeRose.....	1975
Dave Lerps.....	1954
Paul Levinsohn.....	1988
Joe Levinson.....	1939
Joe Lewis.....	1951-53
Frank Liana.....	1937
Jim Liccardo.....	1964-66
Todd Lieber.....	1966
Victor Lippincott.....	1959
Scott Lippitt.....	1978
Jordan Litrownik.....	1996-98
Edward Little.....	1943-46
Martin Little.....	1945
Adam Loftin.....	2001-04
James Long.....	1983
Dale Longfellow.....	2005
Andy Lotsy.....	1995
Kirk Louderback.....	1975-78
Mr. Love.....	1915
Herbert Lowenstein.....	1938
Mickey Lozanoff.....	1971-73
Charles Lucas.....	1948-50
Tom Luciano.....	2008
Marc Ludvigsen.....	1996
Matt Lynch.....	2000

M	
Mr. Maddox.....	1912, 15
John Madonna.....	1995
Gregg Maluchnik.....	1995-98
Daniel Mangiapani.....	2003-05
Christopher Manno.....	2007-08
Mark Manuel.....	1973-75
Randy Maris.....	1980
Roy Marley.....	1962-63
Archie Marshall.....	1938
Tigger Marshall.....	1996-97
Patrick Martin.....	1968
David Mason.....	1998-2001

Grant Matherly.....	1944
Chip Mathes.....	1985-86
Cyrial Matheson.....	1947
Joseph Maxson.....	1934
Reynolds May.....	1934-35
Pete Maynard.....	1957-59
George McAfee.....	1940
William McCahan.....	1940-42
Edward McCarthy.....	1946-48
Mr. McCarthy.....	1946-48
Dean McCracken.....	1960-61
Quinton McCracken.....	1989-92
Ryan McCurdy.....	2007-08
E.C. McDavis.....	1926
Al McGimpsey.....	1984-85
James McGrory.....	1939
Jack McGuire.....	1951-52
Tim McKeithan.....	1930-32
Rex McKinley.....	1960-62
Harold McManus.....	1972
Jerry McMasters.....	1937
Sean McNally.....	1991-94
Mike McNamara.....	1986-88
Stu Meadows.....	1972
Greg Mencio.....	1974, 77
Frank Messick.....	1936-37
Edwin Messikomer.....	1960
Joseph Metcalf.....	1972-73
Don Metz.....	1931
Glenn Meyers.....	1981
Bob Michael.....	1975-78
Dave Michael.....	1933-35
Mike Miello.....	2002-05
Don Mikush.....	1977-80
Mark Militello.....	1981-84
Bob Miller.....	1968
Fred Miller.....	1948-49
Garry Miller.....	1960-61
James Miller.....	1968
Pete Miller.....	1975-77
William Miller.....	1968
Don Mitchell.....	1932-35
Jeff Mitchell.....	1966-68
William Mock.....	1940-41
Peter Moller.....	1959-60
Grant Monroe.....	2008
Reeves Montague.....	1959
Bob Moore.....	1967-69
Bob Morris.....	1967-69
Harry Morris.....	1936-38
John Morris.....	1957-58
Joseph Morris.....	1939-41
Marty Morris.....	1975-76
Bob Moynihan.....	1956
Bob Mueller.....	1962, 65
Billy Muldowney.....	2004
Charles Mullen.....	1963
Jack Mullin.....	1960, 63
Chuck Munday.....	1971, 74
Sean Murnane.....	2004
Adam Murray.....	2003-06
W.A. Murray.....	1928-30
John Muse.....	1946
Dewey Myers.....	1951

N	
Pete Naktanis.....	1934-36
Robert Nauman.....	1942
Carl Nelson.....	1977-80
Michael Ness.....	2007-08
John Nicodemus.....	1975
Jonathan Nicolla.....	2005-08
O.K. Niess.....	1957-58
Lenny Nieves.....	1990-91
Bud Nixon.....	1982-85





Ed Nolan	1978-81
David Norman.....	1988-91
Brad Novak	1984-87
Chal Nunn	1973-76

O

Sean O'Brien.....	2003-06
Sonny Odom	1963-65
Dennis O'Grady	2008
Mike Olexa.....	1991-93
Greg Oriscello.....	1996-98
Danny Otero.....	2004-06
Al Otte.....	1967
Dixon Owens	1958-61
Randy Ozmum	1989-90

P

Ralph Palaia.....	1969-72
Daniel Palmer.....	2003-06
Harry Palmer.....	1942-43
Winston Palmer.....	1946-47
Clarence Parker.....	1935-36
Paul Parker.....	1952
Brian Patrick.....	2000-03
C.L. Pearce.....	1926
John Peckham.....	1932-34
M.A. Peelor.....	1929
Andrew Penrod.....	1984
Ed Perini.....	1945, 48
Jim Perry.....	2003-06
John Perry.....	1938-39
John Perry.....	1986-87
Kevin Perry.....	2000-03
Ryan Perry.....	2005-08
William Peters.....	1940
Mark Peterson.....	1968
Garrett Pfeifer.....	1979-82
Dan Phelan.....	1969-72
Johnny Pickett.....	1944
Eddie Pieczynski.....	1974
Carl Pierce.....	1939-41
Scott Pinoni.....	1992-94
Jeff Piscorik.....	1992-95
Marc Plescia.....	1975-76
Robert Plosica.....	1945
John Poff.....	1971-74
George Pogmore.....	1970
Fred Pollier.....	1962
John Posavic.....	1945
John Posen.....	1969-70
Robert Posthumus.....	1959
Mr. Powell.....	1915
Tom Powers.....	1949-51
Dan Price.....	1984-87
Glenn Price.....	1939-41
Joel Price.....	1986
Dave Pritchard.....	1971
Don Pruett.....	1979-82

Q

Bruce Quintana.....	1979-81
Albert Quinton.....	1978

R

Matt Rader.....	1995
Walter Rak.....	1984-87
Bob Rankin.....	1960-62
Edward Ransom.....	1962
Hal Rasberry.....	1937
Colin Ratcliffe.....	2006
Steven Ratcliffe.....	1970
Brent Reid.....	1998-99
Richard Remigailo.....	1964
Bill Reynolds.....	1961
Elwood Rich.....	1942
Howard Richardson.....	1969
Robert Richardson.....	1968
Terry Richardson.....	1966

Kevin Rigby.....	1980
Ronald Righter.....	1971-72
James Rink.....	1936
Dana Risley.....	1985
Tim Roberts.....	1989
Don Robertshaw.....	1931
Don Robertson.....	1969
Bill Robinson.....	1951
Pat Rochelle.....	1930-31
Cyrus Rodio.....	1954
Paul Rodio.....	1985
J. Rose.....	1912
Allard Rosen.....	1942
Jonathan Rosenblum.....	1978
John Rudisill.....	1954-55
Willard Rue.....	1938-39
Mr. Ruffa.....	1941
Tim Rumer.....	1988-90
Tony Runion.....	1991-92
Karren Rush.....	1978-79
Chase Russell.....	1997
Charles Rute.....	1942-43
Francis Ryan.....	1966-68
Michael Ryan.....	1985-86

S

Gabriel Saade.....	2007-08
Robert Sadler.....	1970
Roland Sailer.....	1942-46
Jim Sander.....	1993-94
Paul Satterthwaite.....	1940
Charley Saunders.....	1926-27
Robert Scanlon.....	1938
Michael Schefer.....	1990
Vaughn Schill.....	1997-99
Edward Schlear.....	1940
Charles Schlimbaum.....	1968
Howard Schnure.....	1933
Scott Schoeneweis.....	1993-96
Andy Schoenhof.....	1977-79
Steve Schoettmer.....	1973-74
Zach Schreiber.....	2001-04
Steve Schroeder.....	1997-2000
Carlyle Schomberg.....	1992
Al Schwartz.....	1969-72
Brad Schwartz.....	1977
Michael Seander.....	2007-08
Rich Searl.....	1969
Joe Seaton.....	1980-82
Arnold Seesholts.....	1952
Bill Seith.....	1969-70
Ryan Sember.....	2002-05
Steve Setteducato.....	1971
Frank Seward.....	1941
Donald Shannehan.....	1940
Calvin Shaw.....	1936-37
Rich Shaw.....	1978-79
Robert Sheldon.....	1941-42
Fred Sheppard.....	1955
Tim Sherlock.....	2006-08
Jerry Shevick.....	1948-50
James Shipman.....	1985-86
Josh Shipman.....	1991-94
Edward Shokes.....	1939-41
Edward Shollenberger.....	1932
Hoyt Shore.....	1931-32
John Shortell.....	1935-36
Mark Sikorski.....	1984-86
Mr. Siler.....	1915
Kyle Silver.....	2004-05
Dave Sime.....	1957
Dwight Simonds.....	1942
David Simone.....	1975-76
James Simpson.....	1978
LeRoy Sires.....	1948-50

Glenn Small.....	1977
Dick Smallwood.....	1956-58
Barney Smith.....	1969
Brett Smith.....	2005
Brian Smith.....	1965
Bryan Smith.....	1973
Bryan Smith.....	2001-05
Christopher Smith.....	1987-88
David Smith.....	1936-38
Henry Smith.....	1946-48
James Smith.....	1985-88
Joseph Smith.....	1956
Red Smith.....	1952-54
Don Snowberger.....	1953-55
Dave Snyder.....	1968-70
Javier Socorro.....	2003-06
Jeffrey Soukup.....	1973
Alan Soyer.....	1984-85
Jim Spanarkel.....	1976-77
Al Spangler.....	1953-54
Mr. Spruce.....	1912
Raymond Spuhler.....	1940, 42
Ken Stallings.....	1962-64
Grant Stanley.....	2002-03
Craig Starman.....	1992-96
Byron Starnes.....	1957
Jeff Staubach.....	1994-97
Bob Steinbruegge.....	1967-68
Gary Stephens.....	1963-64
Harold Stevenson.....	1946-47
William Stewart.....	1968
Chris Stiles.....	1964-66
Doug Stoehr.....	1971-72
Mike Stopper.....	1980
Grady Stott.....	1942-46
Robin Stout.....	1970
Mark Straube.....	1970
Dick Strauch.....	1947-50
Mike Suglia.....	1977
Charlie Sullivan.....	1989
Mike Sullivan.....	1990-91
Teddy Sullivan.....	1996-99
Harold Sykes.....	1938

T

Dennis Tabron.....	1980
John Tackach.....	1968
Joe Tagliola.....	1984-85
Roy Talcott.....	1944-45
John Tarr.....	1952-54
Bill Taylor.....	1958-59
Ed Taylor.....	1935
Tom Taylor.....	1962-64
William Taylor.....	1947-49
Tim Teer.....	1968-70
Brian Tenney.....	1977-80
R.N. Thomas.....	1926-28
Gideon Thompson.....	1999-2001
J.R. Thompson.....	1926-27
James Thompson.....	1933-34
Jim Thompson.....	1970-73
Kevin Thompson.....	2000-04
L.K. Thompson.....	1982-83
Mr. Thompson.....	1912
Mr. Thorne.....	1915
Bob Thuemmel.....	1956-57
Eric Tipton.....	1937-39
Raymond Toher.....	1968-69
Rick Togalski.....	1988-90
John Tolish.....	1983
David Torcise.....	2004-05
James Tomancheck.....	1969
Everett Tompkins.....	1939
Richard Toomey.....	1975
Mike Trombley.....	1987-89
Dave Troyan.....	1972-74

Sidney Truesdale.....	1937-39
Bob Turner.....	1960-62
Harold Turner.....	1954
Jim Turner.....	1974-76

U

Dave Uible.....	1962-64
Harry Underwood.....	1942

V

Arthur Van III.....	1965
Jan Vandenberg.....	1967
Arthur Vann.....	1946-47
Robert Vickey.....	1938-40
Phil Vivona.....	1957
Donald Vollmer.....	1950
Robert Voorhees.....	1931

W

Harold Wagner.....	1936-37
Jack Wagner.....	1980-85
Ty Wagner.....	1933-35
Blake Walker.....	2002-04
Bill Ward.....	1951-52
Joseph Warner.....	1975
Sam Warner.....	1970-73
Steve Warner.....	1970-73
Dick Warren.....	1966-68
L.A. Warren.....	1928-30
Ed Watson.....	1936-38
Ken Weafer.....	1934-35
Charley Weaver.....	1926-28
Phil Weaver.....	1932-34
Robert Weaver.....	1940, 42
Ray Weddle.....	1953
Bob Weitzman.....	1956-57
Jim Wendling.....	1996-98
Earle Wentz.....	1933-35
Bill Werber.....	1951-53
W.M. Werber.....	1928-30
A.H. Werner.....	1931
Dave West.....	1962
Mr. West.....	1912
Cody Wheeler.....	2005
Geoffrey Wheeler.....	1968
Nathan Whitaker.....	1988
John White.....	1944
John White.....	1951
Mercer White.....	1944
Corey Whiting.....	2004-05
Bob Whitley.....	1965
Bill Wideman.....	1944
Glenn Wild.....	1952
Phil Wilhelm.....	1967-69
Butch Williams.....	1959-61
Dale Williams.....	1968
Darrell Williams.....	1948-49
David Williams.....	1988-91
Matt Williams.....	2006-08
Richard Wilson.....	1942
Charles Wimbrow.....	1944, 47
James Withers.....	1975
Mark Witte.....	1986-89
Andrew Wolcott.....	2006-08
Jay Wolfson.....	1970
Bill Wright.....	1944
Eddie Wyatt.....	1966
Charlie Wycliffe.....	1986
Harvey Wynick.....	1927

Y

George Yautz.....	1943-44
Charles Young.....	1943
Charlie Young.....	1963-65

Z

Jack Zarinsky.....	1989-92
Matt Zeberlein.....	1992
Jeff Zegler.....	1981-84
Bill Zempolich.....	1980-83



Jack Coombs Field

The Home Of Duke Baseball



Baseball Locker Room



Batting Cage



Weight Room



Video Room



Player Lounge



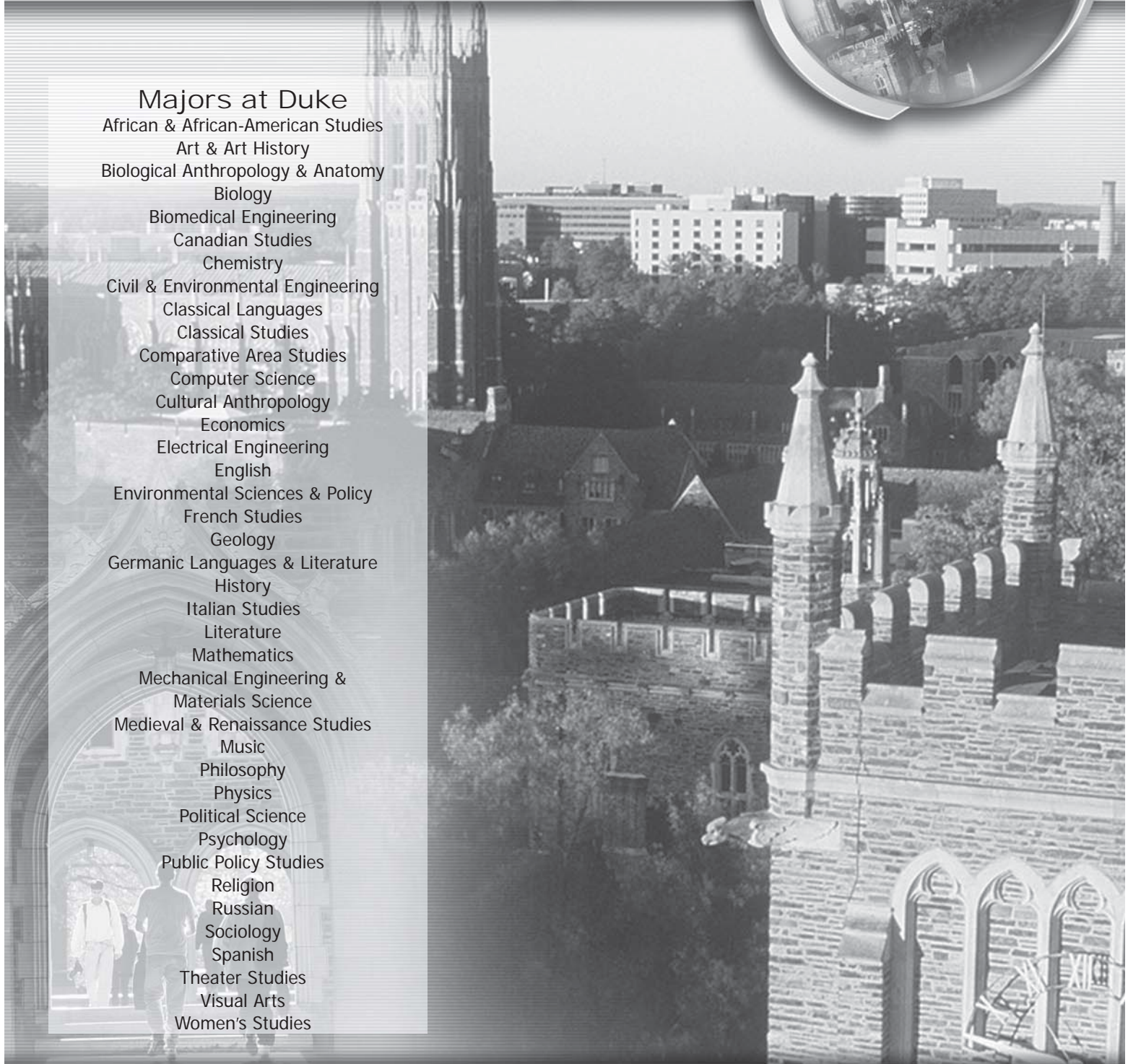



Duke University



Majors at Duke

African & African-American Studies
Art & Art History
Biological Anthropology & Anatomy
Biology
Biomedical Engineering
Canadian Studies
Chemistry
Civil & Environmental Engineering
Classical Languages
Classical Studies
Comparative Area Studies
Computer Science
Cultural Anthropology
Economics
Electrical Engineering
English
Environmental Sciences & Policy
French Studies
Geology
Germanic Languages & Literature
History
Italian Studies
Literature
Mathematics
Mechanical Engineering &
Materials Science
Medieval & Renaissance Studies
Music
Philosophy
Physics
Political Science
Psychology
Public Policy Studies
Religion
Russian
Sociology
Spanish
Theater Studies
Visual Arts
Women's Studies





Duke University was created in 1924 by James Buchanan Duke as a memorial to his father, Washington Duke. The Dukes, a Durham family who built a worldwide financial empire in the manufacture of tobacco and developed the production of electricity in the two Carolinas, had long been interested in Trinity College. Trinity traced its roots to 1838 in nearby Randolph County when local Methodist and Quaker communities joined forces to support a permanent school, which they named Union Institute. After a brief period as Normal College (1851-59), the school changed its name to Trinity College in 1859 and affiliated with the Methodist Church.

The college moved to Durham in 1892 with financial assistance from Washington Duke and the donation of land by Julian S. Carr. In December 1924, the school's trustees gratefully accepted the provisions of James B. Duke's indenture creating the family philanthropic foundation, The Duke Endowment, which provided, in part, for the expansion of Trinity College into Duke University.

As a result of the Duke gift, Trinity underwent both physical and academic expansion. The original Durham Campus became known as East Campus when it was rebuilt in stately Georgian architecture. West Campus, Gothic in style and dominated by the soaring 210-foot tower of Duke Chapel, opened in 1930. Academic expansion of the university included the establishment of new graduate and professional schools.

Modern times have seen Duke realize its founder's aspirations to become a major center of learning. The Duke University Medical Center has achieved international prominence, and many Duke schools and departments are consistently ranked among the nation's best.

Some quick facts about Duke include:

- Duke has a student:faculty ratio of 10:1*
- Seventy-five percent of classes at Duke have 16-35 students*
- Student-athletes make up more than 10 percent of the Duke student body*
- Duke has six professional schools — Fuqua School of Business, Divinity, Nicholas School of the Environment and Earth Sciences, Law, Medicine and Nursing —and two undergraduate schools — Trinity College (Arts & Sciences) and Pratt School of Engineering*
- Ninety-three percent of Duke students graduate in four years*




Durham, North Carolina

In 2002, Employment Reveiw Magazine ranked "The Triangle" region of Raleigh, Durham and Chapel Hill as the No. 1 place in America to live and work. Money Magazine made the same selection in 1994.

The average temperature in Durham is 59 degrees and snowfall totals less than eight inches per year. A temperate climate and unique blend of big-city activity with an unfrenzied pace make Durham a great place to call home.

The Durham Bulls (below, left) are Tampa Bay's AAA baseball affiliate, while Brightleaf Square in downtown Durham is a turn-of-the-century tobacco warehouse renovated as a unique shopping, dining and entertainment district.



Located in the heart of North Carolina's rolling Piedmont region, Durham stands out as a gem among southern cities. Through the years, the city has evolved from a tobacco and textile town into an international center for medicine, scholarship, biotechnology and electronics.

Founded in 1853, Durham is widely recognized for its diversity. Originally a manufacturing center, the city now is known for excellence in medicine, education, research and industry. The wide range of activities available in the area lends the city a multifaceted appeal that strikes even first-time visitors.

Durham has a natural appeal as well, characterized by 98,000 acres of hardwood and evergreen forests including the only remaining old growth Piedmont bottomland forests and 7,800 acres of cropland. Hills and dales, meandering rivers and streams, several lakes, 26 rare plant species and several rare species of birds and animals can also be found here.

With 187,000 residents in the one-city county, Durham is the fourth-largest city in North Carolina. It is ideally located on the large and small scale. Within the immediate area it stands as the pinnacle of the "Triangle" region of North Carolina, a metropolitan population of 1 million people that includes Chapel Hill to the south and west and Raleigh, the state capital, to the south and east. On a regional level, this area is the primary center of culture, sports, education and government between Washington, D.C., and Atlanta.

With excellent sports and cultural activities in the area, Durham is a fun place to be. People from all walks of life — academic, industrial, professional, agricultural — blend to provide a warm, rich sense of hospitality and diversity.